

"INTERACTIVE AGENDA" Click on the agenda item in the index to the left for agenda item details.



OROVILLE CITY COUNCIL

Council Chambers
1735 Montgomery Street
Oroville, CA. 95965

JANUARY 3, 2017 REGULAR MEETING CLOSED SESSION 7:00 P.M. OPEN SESSION 8:00 P.M. AGENDA

CLOSED SESSION (7:00 P.M.)

ROLL CALL

Council Members Berry, Del Rosario, Hatley, Pittman, Simpson, Vice Mayor Chan Wilcox, Mayor Dahlmeier

CONVENE TO CLOSED SESSION (ITEMS LISTED ON PAGE NO. 3)

RECONVENE TO OPEN SESSION

OPEN SESSION (8:00 P.M.)

PLEDGE OF ALLEGIANCE

CONSENT CALENDAR

1. **APPROVAL OF THE MINUTES OF THE DECEMBER 20, 2016 REGULAR MEETING OF THE OROVILLE CITY COUNCIL** – minutes attached

Administration Department

2. **CANVASSING VOTES FROM THE NOVEMBER 8, 2016 CITY OF OROVILLE ELECTION** – staff report

The Council may consider reciting the fact of the General Municipal Election consolidated with the Statewide General Election held on November 8, 2016 canvassing and declaring the results and such matters as provided by law. (**Jamie Hayes, Assistant City Clerk and Donald Rust, Acting City Clerk,**

City Administrator)

Council Action Requested: **Adopt Resolution No. 8570 - A RESOLUTION OF THE CITY COUNCIL OF THE CITY OF OROVILLE, CALIFORNIA, RECITING THE FACT OF THE GENERAL MUNICIPAL ELECTION CONSOLIDATED WITH THE STATEWIDE GENERAL ELECTION HELD ON NOVEMBER 8, 2016 CANVASSING AND DECLARING THE RESULTS AND SUCH MATTERS AS PROVIDED BY LAW.**

3. APPROVAL OF CITY’S FORMAL MEETING SCHEDULE FOR 2017 – staff report

The Council may consider the approving the City’s formal meeting schedule for 2017. **(Jamie Hayes, Assistant City Clerk and Donald Rust, Acting City Administrator)**

Council Action Requested: **Approve the City’s formal meeting schedule for 2017.**

OATH OF OFFICE FOR THE NEWLY ELECTED COUNCIL MEMBERS

The *Oath of Office* will be administered to newly elected **Council Members Linda Draper, Janet Goodson and Scott Thomson.**

PROCLAMATION / PRESENTATION

Proclamation in recognition and appreciation of departing Council Member **David Pittman**

Proclamation in recognition and appreciation of departing Council Member **Allen “JR” Simpson**

Proclamation in recognition and appreciation of departing Vice Mayor **Thil Chan Wilcox**

SELECTION OF VICE MAYOR

3. APPOINTMENT OF VICE-MAYOR

The Council will select a Vice Mayor for the Oroville City Council. **(Scott Huber, City Attorney)**

Council Action Requested: **Nominate and select a member of the City Council to serve as Vice Mayor for the City of Oroville.**

PUBLIC HEARINGS - None

REGULAR BUSINESS

4. CITY COUNCIL APPOINTMENTS TO THE SUPPLEMENTAL BENEFITS FUND STEERING COMMITTEE, OVERSIGHT BOARD AND HOUSING LOAN ADVISORY COMMITTEE – staff report

The Council may consider appointments to the Supplemental Benefits Fund Steering Committee, Oversight Board and Housing Loan Advisory Committee for 2017 - 2019. **(Jamie Hayes, Assistant City Clerk and Donald Rust, Acting City Administrator)**

Council Action Requested: **Approve appointments to the Supplemental Benefits Fund Steering**

Committee, Oversight Board and Housing Loan Advisory Committee for 2017 – 2019.

5. SELECTION OF THE 2017 SAMUEL J. NORRIS AWARD FOR EXCELLENCE RECIPIENT – staff report

The Council may consider the selection of a recipient for the 2017 Samuel J. Norris Award for Excellence. **(Jamie Hayes, Assistant City Clerk and Donald Rust, Acting City Administrator)**

Council Action Requested: **Select a recipient for the 2017 Samuel J. Norris Award for Excellence, to be presented at the State of the City Address on February 3, 2017, at the Oroville State Theatre.**

COUNCIL ANNOUNCEMENTS/COMMITTEE REPORTS (A verbal report may be given regarding any committee meetings attended)

CITY ADMINISTRATOR/ ADMINISTRATION REPORTS

CORRESPONDENCE

HEARING OF INDIVIDUALS ON NON-AGENDA ITEMS

This is the time the Mayor will invite anyone in the audience wishing to address the Council on a matter not listed on the agenda to step to the podium, state your name for the record and make your presentation. **Presentations are limited to 3 minutes.** Under Government Code Section 54954.2, The Council is prohibited from taking action except for a brief response by the Council or staff to a statement or question relating to a non-agenda item.

CLOSED SESSION

The Council will hold a Closed Session on the following:

1. Pursuant to Government Code section 54957.6, the Council will meet with Labor Negotiators and City Attorney to discuss labor negotiations for the following represented groups: Oroville City Employees Association, Oroville Police Officers' Association – Sworn and Non-Sworn, Oroville Firefighters' Association, and Oroville Management and Confidential Association.

ADJOURNMENT

The meeting will be adjourned. A regular meeting of the Oroville City Council will be held on Tuesday, January 17, 2016, at 5:00 p.m.

Accommodating Those Individuals with Special Needs – In compliance with the Americans with Disabilities Act, the City of Oroville encourages those with disabilities to participate fully in the public meeting process. If you have a special need in order to allow you to attend or participate in our public meetings, please contact the City Clerk at (530) 538-2535, well in advance of the regular meeting you wish to attend, so that we may make every reasonable effort to accommodate you. Documents distributed for public session items, less than 72 hours prior to meeting, are available for public inspection at City Hall, 1735 Montgomery Street, Oroville, California.

**CITY COUNCIL MEETING MINUTES
DECEMBER 20, 2016 – 5:00 P.M.**

The agenda for the December 20, 2016, regular meeting of the Oroville City Council was posted on the bulletin board at the front of City Hall and on the City of Oroville's website located at www.cityoforoville.org on Thursday, December 15, 2016, at 3:25 p.m.

The December 20, 2016 regular meeting of the Oroville City Council was called to order by Mayor Dahlmeier at 5:00 p.m.

ROLL CALL

Present: Council Members Berry, Del Rosario, Hatley, Pittman, Simpson, Vice Mayor Chan Wilcox, Mayor Dahlmeier

Absent: None

Staff Present:

Donald Rust, Director of Community Development
Bill LaGrone, Director of Public Safety
David Ritchie, Interim City Attorney
Amy Bergstrand, Management Analyst III
Liz Ehrenstrom, Human Resource Manager
Gary Layman, Chief Building Official
Rob Buckhout, Acting Deputy Fire Chief

Ruth Wright, Director of Finance
Jamie Hayes, Assistant City Clerk
Karolyn Fairbanks, Treasurer
Dawn Nevers, Assistant Planner
Allen Byers, Assistant Police Chief
Isaac Ruiz, Acting Battalion Chief
Gil Zarate, Police Lieutenant

PLEDGE OF ALLEGIANCE

The Pledge of Allegiance was led by Mayor Dahlmeier.

PROCLAMATION / PRESENTATION

North Valley Intune Music, a local non-profit foundation, comprised of David Cheng, Forest Wong, Hunter Wong and Andrew Snyder, played a collection of Christmas music melodies for the Council and audience.

Mayor Dahlmeier and Vice Mayor Chan Wilcox presented Hunter Wong, Forest Wong and David Cheng with Presidential Volunteer Service Awards for their volunteer accomplishments.

RECOGNITION OF INDIVIDUALS WHO WISH TO SPEAK ON AGENDA ITEMS

Linda Draper – Item No. 13

CONSENT CALENDAR

A motion was made by Council Member Pittman, seconded by Council Member Del Rosario, to approve the following Consent Calendar:

1. **APPROVAL OF THE MINUTES OF THE DECEMBER 6, 2016 REGULAR MEETING OF THE OROVILLE CITY COUNCIL** – minutes attached

Business Assistance & Housing Development Department

2. **FORECLOSURE OF PROPERTY LOCATED AT 2595 ORO AVENUE** – staff report

The Council considered initiating foreclosure proceedings related to the City's security interest in the Deed of Trust against the property located at 2595 Oro Avenue, Oroville. **(Amy Bergstrand, Management Analyst III and Donald Rust, Director of Community Development)**

Council Action Requested: **Adopt Resolution No. 8564 – A RESOLUTION OF THE OROVILLE CITY COUNCIL AUTHORIZING AND DIRECTING THE MAYOR AND/OR ACTING CITY ADMINISTRATOR TO EXECUTE ALL DOCUMENTS AND ANY AMENDMENTS THERETO NECESSARY TO INITIATE AND COMPLETE FORECLOSURE PROCEEDINGS ON REAL PROPERTIES LOCATED AT 2595 ORO AVENUE, OROVILLE - (APN 013-122-005).**

3. **PROFESSIONAL SERVICES AGREEMENT WITH ROSENOW SPEVACEK GROUP, INC.**
– staff report

The Council, serving as the Successor Agency of the former Oroville Redevelopment Agency, considered a Professional Services Agreement with Rosenow Spevacek Group, Inc., in an amount not to exceed \$5,000, for administrative and technical services relating to the completion of the 2016 Housing Element Annual Report, as well as Fiscal Year 2015-2016 SB 341 Housing Expenditure report for the City, as the Successor Agency to the former Oroville Redevelopment Agency. **(Amy Bergstrand, Management Analyst III and Donald Rust, Director of Community Development)**

Council Action Requested: **Adopt Resolution No. 16-06 – A RESOLUTION OF THE SUCCESSOR AGENCY OF THE FORMER OROVILLE REDEVELOPMENT AGENCY OF THE CITY OF OROVILLE AUTHORIZING AND DIRECTING THE MAYOR TO EXECUTE A PROFESSIONAL SERVICES AGREEMENT WITH ROSENOW SPEVACEK GROUP, INC. IN AN AMOUNT NOT TO EXCEED \$5,000, TO PROVIDE ADMINISTRATIVE AND TECHNICAL SERVICES RELATED TO COMPLETION THE 2016 HOUSING ELEMENT ANNUAL REPORT AND THE FISCAL YEAR 2015-2016 SB 341 HOUSING EXENDITURE REPORT FOR THE CITY AS THE HOUSING SUCCESSOR AGENCY TO THE FORMER OROVILLE REDEVELOPMENT AGENCY – (Agreement No. 16-02).**

Administration Department

4. **SIDE LETTER AGREEMENT BETWEEN THE CITY OF OROVILLE AND THE OROVILLE MID MANAGERS AND CONFIDENTIAL ASSOCIATION** – staff report

The Council considered a Side Letter Agreement between the City and the Oroville Mid Manager and Confidential Association. **(Donald Rust, Acting City Administrator)**

Council Action Requested: **Adopt Resolution No. 8565 – A RESOLUTION OF THE OROVILLE CITY COUNCIL AUTHORIZING AND DIRECTING THE MAYOR TO EXECUTE A SIDE LETTER AGREEMENT BETWEEN THE CITY OF OROVILLE AND THE OROVILLE MID MANAGER AND CONFIDENTIAL ASSOCIATION – (Agreement No. 3083-3).**

Finance Department

5. MONTHLY FINANCIAL REPORT AND REPORT OF INVESTMENTS FOR NOVEMBER 2016 – report attached

The Council received a copy of the Monthly Financial Report and Report of Investments for November 2016. **(Ruth Wright, Director of Finance)**

Council Action Requested: **Acknowledge receipt of the November 2016 Monthly Financial Report and Report of Investments.**

The motion to approve the Consent Calendar was passed by the following vote:

Ayes:	Council Members Berry, Del Rosario, Hatley, Pittman, Simpson, Vice Mayor Chan Wilcox, Mayor Dahlmeier
Noes:	None
Abstain:	None
Absent:	None

PUBLIC HEARINGS - None

REGULAR BUSINESS

Community Development Department

6. CONSIDERATION OF A DIG-ONCE ORDINANCE TO STREAMLINE BROADBAND INFRASTRUCTURE IMPROVEMENTS – staff report

The Council considered a “Dig-Once” Ordinance as the first pivotal policy to help streamline broadband infrastructure improvements within City right-of-way and/or City-owned properties. **(Donald Rust, Director of Community Development)**

Following discussion, this item was continued to the March 21, 2017 regular meeting of the Oroville City Council, for further consideration therefore; no action was taken on the following:

Waive the second reading and adopt, by title only, Ordinance No. 1818 – AN ORDINANCE OF THE CITY COUNCIL REGARDING TELECOMMUNICATION IMPROVEMENTS WITHIN THE CITY OF OROVILLE’S RIGHT-OF-WAY WITHIN THE CITY LIMITS.

7. OUTSTANDING PAYMENT OF CITY'S SHARE FOR THE EAST TRUNK LINE CAPACITY EXPANSION PROJECT – staff report

The Council considered authorizing a payment, in the amount of \$41,704.65, from the City's Sewer Fund, to pay for the outstanding balance owed by the City to Thermalito Water and Sewer District for the East Trunk Line Capacity Expansion Project. **(Donald Rust, Director of Community Development)**

Following discussion, a motion was made by Council Member Pittman, seconded by Council Member Hatley, to:

Authorize payment of \$41,704.65 from the City's Sewer Fund to pay for the outstanding balance owed by the City to Thermalito Water and Sewer District for the East Trunk Line Capacity Expansion Project.

The motion was passed by the following vote:

Ayes: Council Members Berry, Del Rosario, Hatley, Pittman, Simpson, Vice Mayor
Chan Wilcox, Mayor Dahlmeier
Noes: None
Abstain: None
Absent: None

8. MEMORANDUM OF UNDERSTANDING TO FORM THE WYANDOTTE SUB-BASIN GROUNDWATER SUSTAINABILITY PARTNERS – staff report

The Council considered a Memorandum of Understanding to form the Wyandotte Sub-Basin Groundwater Sustainability Partners. **(Donald Rust, Director of Community Development)**

Following discussion, a motion was made by Council Member Pittman, seconded by Vice Mayor Chan Wilcox, to:

Adopt Resolution No. 8566 - A RESOLUTION OF THE OROVILLE CITY COUNCIL AUTHORIZING AND DIRECTING THE MAYOR TO EXECUTE A MEMORANDUM OF UNDERSTANDING FORMING THE WYANDOTTE SUB-BASIN GROUNDWATER SUSTAINABILITY PARTNERS – (Agreement No. 3200).

The motion was passed by the following vote:

Ayes: Council Members Berry, Del Rosario, Hatley, Pittman, Simpson, Vice Mayor
Chan Wilcox, Mayor Dahlmeier
Noes: None
Abstain: None
Absent: None

9. OROVILLE HOSPITAL EXPANSION FUNDING AGREEMENT – staff report

The Council considered entering into a Funding Agreement with Landmark Healthcare Facilities, LLC, for funding the contract planning, California Environmental Quality Act (CEQA) compliance and project management services of Tschudin Consulting Group related to the expansion of Oroville Hospital. **(Donald Rust, Director of Community**

Development)

At the request of staff, this item was pulled from the agenda, therefore; no action was taken on the following:

Adopt Resolution No. 8567 - A RESOLUTION OF THE OROVILLE CITY COUNCIL AUTHORIZING AND DIRECTING THE MAYOR TO EXECUTE A FUNDING AGREEMENT WITH LANDMARK HEALTHCARE FACILITIES, LLC FOR FUNDING THE CONTRACT PLANNING, CEQA COMPLIANCE, AND PROJECT MANAGEMENT SERVICES OF TSCHUDIN CONSULTING GROUP RELATED TO THE EXPANSION OF THE OROVILLE HOSPITAL - (Agreement No. 3201).

- 10. PROFESSIONAL SERVICES AGREEMENT WITH TSCHUDIN CONSULTING GROUP – staff report**

The Council considered a Professional Services Agreement with Tschudin Consulting Group for contract planning, CEQA compliance, and project management services related to the expansion of the Oroville Hospital. **(Donald Rust, Director of Community Development)**

At the request of staff, this item was pulled from the agenda, therefore; no action was taken on the following:

Adopt Resolution No. 8568 - A RESOLUTION OF THE OROVILLE CITY COUNCIL AUTHORIZING AND DIRECTING THE MAYOR TO EXECUTE A PROFESSIONAL SERVICES AGREEMENT WITH TSCHUDIN CONSULTING GROUP FOR CONTRACT PLANNING, CEQA COMPLIANCE, AND PROJECT MANAGEMENT SERVICES RELATED TO THE EXPANSION OF THE OROVILLE HOSPITAL - (Agreement No. 3202).

Business Assistance & Housing Development Department

- 11. ADMINISTRATIVE ASSISTANT POSITION FOR THE BUSINESS ASSISTANCE & HOUSING DEVELOPMENT DEPARTMENT – staff report**

The Council considered the in-house recruitment and approval of an additional Administrative Assistant position for the Business Assistance and Housing Development Department. **(Amy Bergstrand, Management Analyst III and Donald Rust, Director of Community Development)**

Following discussion, a motion was made by Vice Mayor Chan Wilcox, seconded by Council Member Hatley, to:

Authorize the in-house recruitment for a new Administrative Assistant position for the Business Assistance and Housing Development Department, with a starting salary of Step “A”.

The motion was passed by the following vote:

Ayes: Council Members Berry, Del Rosario, Hatley, Pittman, Simpson, Vice Mayor Chan Wilcox, Mayor Dahlmeier
Noes: None
Abstain: None

Absent: None

Public Safety Department

12. PROFESSIONAL SERVICES AGREEMENT WITH THE NORTHWEST SOCIETY FOR THE PREVENTION OF CRUELTY TO ANIMALS – staff report

The Council considered an Agreement with the Northwest Society for the Prevention of Cruelty to Animals for animal control services and boarding. **(Bill LaGrone, Director of Public Safety)**

Following discussion, a motion was made by Council Member Hatley, seconded by Council Member Del Rosario, to:

Adopt Resolution No. 8569 – A RESOLUTION OF THE OROVILLE CITY COUNCIL AUTHORIZING AND DIRECTING THE MAYOR TO EXECUTE A PROFESSIONAL SERVICES AGREEMENT WITH THE NORTHWEST SOCIETY FOR THE PREVENTION OF CRUELTY TO ANIMALS FOR ANIMAL CONTROL SERVICES AND BOARDING – (Agreement No. 3203).

The motion was passed by the following vote:

Ayes: Council Members Del Rosario, Hatley, Pittman, Simpson, Vice Mayor Chan Wilcox, Mayor Dahlmeier
Noes: Council Member Berry
Abstain: None
Absent: None

Administration Department

13. AUTHORIZATION TO RELEASE REQUESTS FOR PROPOSALS FOR FIRE PROTECTION SERVICES AND POLICE SERVICES FOR THE CITY OF OROVILLE – staff report

The Council considered authorizing staff to release a Request for Proposals (“RFP”) for police services, as well as an RFP for fire protection services for the City of Oroville. **(Donald Rust, Assistant City Administrator)**

Linda Draper made comments relating to the release of the Requests for Proposals for police services and fire protection services.

Following discussion, a motion was made by Council Member Berry, seconded by Vice Mayor Chan Wilcox, to:

By motion, authorize the release of Requests for Proposals for police services and fire protection services for the City of Oroville.

The motion was passed by the following vote:

Ayes: Council Members Berry, Del Rosario, Hatley, Pittman, Simpson, Vice Mayor Chan Wilcox, Mayor Dahlmeier

Noes: None
Abstain: None
Absent: None

COUNCIL ANNOUNCEMENTS/COMMITTEE REPORTS

Mayor Dahlmeier reported her attendance to the Butte County Regional Conservation Plan meeting. In addition, Mayor Dahlmeier reported her attendance to the Community Prayer Circle, held at the Liberty Pole in the Mike Isch Parking Lot.

Vice Mayor Chan Wilcox, and Council Members Berry and Hatley reported their attendance the memorial services held in honor of Stu Shaner.

Council Member Pittman reported that the Butte County Principal's Association had expressed an interest in developing a safety shooting range for teens at the Rabe Road Shooting Range Project.

CITY ADMINISTRATOR/ ADMINISTRATION REPORTS

Bill LaGrone, Director of Public Safety, reported the award of \$20,000 from a Homeland Security Grant, to assist in the infrastructure upgrades at the Public Safety Department.

Donald Rust, Director of Community Development, reported on the status of the Table Mountain Roundabout Project.

CORRESPONDENCE

- Thermalito Water & Sewer District
- California Water Service Company
- South Feather Water and Power

HEARING OF INDIVIDUALS ON NON-AGENDA ITEMS

Dennis Moreland introduced a request, on behalf of the Oroville Coachmen, to develop a quarter mile drag strip within the Clay Pits Recreational Area off of Larkin Road.

Mr. Moreland also made comments relating to the pavement of the Table Mountain Roundabout Project.

Barbara Fowler made comments relating to the Table Mountain Roundabout Project.

CLOSED SESSION

The Council held a Closed Session on the following:

1. Pursuant to Government Code section 54957.6, the Council met with Labor Negotiators and City Attorney to discuss labor negotiations for the following represented groups: Oroville City Employees Association, Oroville Police Officers' Association – Sworn and Non-Sworn,

Oroville Firefighters' Association, and Oroville Management and Confidential Association.

2. Pursuant to Government Code section 54957(b), the Council met with Acting City Administrator, Personnel Officer, and City Attorney to consider the evaluation of performance and employment related to the following position: Director of Public Safety.
3. Pursuant to Government Code section 54957(b), the Council met with Acting City Administrator, Personnel Officer, and City Attorney to consider the evaluation of performance and employment related to the following position: Assistant City Administrator/Director of Planning and Community Development.
4. Pursuant to Government Code section 54957(b), the Council met with Acting City Administrator, Personnel Officer, and City Attorney to consider the evaluation of performance and employment related to the following position: Director of Finance.

Mayor Dahlmeier announced that there were no reportable actions taken in Closed Session and direction had been given to staff.

ADJOURNMENT

The meeting was adjourned at 7:08 p.m. A regular meeting of the Oroville City Council will be held on Tuesday, January 3, 2017, at 7:00 p.m.

Donald Rust, Acting City Clerk

Linda L. Dahlmeier, Mayor

**OROVILLE CITY COUNCIL
STAFF REPORT**

TO: MAYOR AND CITY COUNCIL MEMBERS

**FROM: JAMIE HAYES, ASSISTANT CITY CLERK
DONALD RUST, ACTING CITY ADMINISTRATOR
ADMINISTRATION DEPARTMENT**

**RE: CANVASSING VOTES FROM THE NOVEMBER 8, 2016 CITY OF
OROVILLE ELECTION**

DATE: JANUARY 3, 2017

SUMMARY

The Council may consider reciting the fact of the General Municipal Election consolidated with the Statewide General Election held on November 8, 2016 canvassing and declaring the results and such matters as provided by law.

DISCUSSION

As part of protocol, staff is requesting the Council to accept and approve the results of the General Municipal Election which was consolidated with the Statewide General Election, held on November 8, 2016.

FISCAL IMPACT

None.

RECOMMENDATION

Adopt Resolution No. 8570 – A RESOLUTION OF THE CITY COUNCIL OF THE CITY OF OROVILLE, CALIFORNIA, RECITING THE FACT OF THE GENERAL MUNICIPAL ELECTION CONSOLIDATED WITH THE STATEWIDE GENERAL ELECTION HELD ON NOVEMBER 8, 2016, CANVASSING AND DECLARING THE RESULTS AND SUCH MATTERS AS PROVIDED BY LAW.

ATTACHMENTS

A - Resolution No. 8570
Exhibit 1 - Certification of County Clerk-Recorder/Registrar of Voters to the Results of the Canvass of the November 8, 2016 Consolidated Presidential General Election

**CITY OF OROVILLE
RESOLUTION NO. 8570**

A RESOLUTION OF THE CITY COUNCIL OF THE CITY OF OROVILLE, CALIFORNIA, RECITING THE FACT OF THE GENERAL MUNICIPAL ELECTION CONSOLIDATED WITH THE STATEWIDE GENERAL ELECTION HELD ON NOVEMBER 8, 2016 CANVASSING AND DECLARING THE RESULTS AND SUCH MATTERS AS PROVIDED BY LAW

WHEREAS, a General Municipal Election consolidated with the Statewide General Election was held and conducted in the City of Oroville, California, on Tuesday, November 8, 2016, as required by law; and

WHEREAS, notice of the election was given in time, form and manner as provided by law; voting precincts were properly established; election officers were appointed and that in all respects the election was held and conducted and the votes were cast, received and canvassed and the returns made and declared in time, form and manner as required by the provisions of the Elections Code of the State of California for the holding of elections; and

WHEREAS, the County Election Department canvassed the returns of the election and has certified the results to this City Council. The results are received, attached and made a part hereof as Exhibit "A".

NOW, THEREFORE, BE IT RESOLVED by the City Council of the City of Oroville, does resolve, declare, determine and order as follows:

Section 1. The election results set forth in Exhibit A are accepted, the following officers are declared elected:

- 1) Linda Draper, City Council Member
- 2) Janet Goodson, City Council Member
- 3) Scott Thomson, City Council Member

Section 2. That as a result of the election, a majority of the voters voting on the measure relating to a temporary sales tax increase of one percent (1%) that automatically expires in six years, and that establishes a citizen oversight committee to ensure that the funds are used to preserve public services such as police protection, fire suppression, vehicle repair and maintenance, finance analyst and human resources services for the City of Oroville, did not vote in favor of it, and that the measure was not carried, and shall not be deemed adopted and ratified.

Section 3. The City Clerk shall attest to the adoption of this Resolution.

PASSED AND ADOPTED by the City Council of the City of Oroville at a regular meeting on January 3, 2017, by the following vote:

/

/

/

AYES:

NOES:

ABSTAIN:

ABSENT:

Linda L. Dahlmeier, Mayor

APPROVED AS TO FORM:

ATTEST:

Scott E. Huber, City Attorney

Donald Rust, Acting City Clerk



**Certification of
County Clerk-Recorder/Registrar of Voters
to the Results of the Canvass
of the November 8, 2016
Consolidated Presidential General Election**

STATE OF CALIFORNIA }
County of Butte } ss.

I, Candace J. Grubbs, County Clerk-Recorder/Registrar of Voters of Butte County, do hereby certify that, in pursuance of the provisions of California Elections Code Section 15300, et. seq., I did canvass the results of the votes cast in the Consolidated Presidential General Election held in Butte County on November 8, 2016, for the contests and measures that were submitted to the vote of the voters, and that the Statement of Votes Cast to which this certificate is attached, is full, true and correct.

I, hereby set my hand and official seal this 23rd day of November, 2016, at Oroville, California.



Candace J. Grubbs
County Clerk-Recorder/Registrar of Voters
County of Butte, State of California

Help America Vote Act of 2002 Certification of Elections Official

STATE OF CALIFORNIA }
County of Butte } ss.

Pursuant to the statewide voter registration list requirements set forth in the Help America Vote Act of 2002 (HAVA) (Pub. L. No. 107-252 (2002) 116 Stat. 1666, 42 U.S.C. § 15483),

I, Candace J. Grubbs, County Clerk-Recorder/Registrar of Voters for the County of Butte, State of California, hereby certify that I complied with all provisions of Chapter 2 of Division 7 of Title 2 of the California Code of Regulations for the Federal election held on the 8th of Novmeber, 2016 in the County of Butte, State of California, and all elections consolidated therewith.

I hereby set my hand and official seal this 23rd day of November, 2016, at the County of Butte.



Registrar of Voters
County of Butte
State of California

CONSOLIDATED PRESIDENTIAL GENERAL ELECTION
November 8, 2016
TABLE OF CONTENTS

	PAGE
CERTIFICATION - STATEMENT OF VOTES CAST	--
OFFICIAL SUMMARY OF RESULTS – CUMULATIVE TOTALS	TAB
OFFICIAL SUMMARY OF RESULTS – VOTE BY MAIL TOTALS	TAB
OFFICIAL SUMMARY OF RESULTS – POLLING PLACE TOTALS	TAB
OFFICE TITLE	
Turn Out	1
President and Vice President	35
United States Senator	86
United States Representative District 1	103
Member of the State Assembly, District 1	137
Member of the State Assembly, District 3	171
Durham Unified School District	205
Marysville Joint Unified School District, Trustee Area 4	257
Paradise Unified School District	291
Oroville Union High School District	343
Oroville City Elementary School District	377
Palermo Union School District	411
Thermalito Union School District	445
County Supervisor, District 5	479
City of Biggs - Member, City Council	513
City of Chico - Member, City Council	547
City of Gridley - Member, City Council	615
City of Oroville - Member, City Council	649
Town of Paradise - Member, Town Council	717
Paradise Irrigation District, Division 1	769
Paradise Irrigation District, Division 5	803
Chico Area Recreation and Park District	837
Paradise Recreation and Park District Full Term	889
North Yuba Water District Division 1	923
STATE PROPOSITIONS	
Proposition 51 - School Bonds	957
Proposition 52 - Medi-Cal Hospital Fee	991
Proposition 53 - Revenue Bonds	1025
Proposition 54 - Legislation and Proceedings	1059
Proposition 55 - Tax to Fund Education and Healthcare	1076
Proposition 56 - Cigarette Tax	1127
Proposition 57 - Criminal Sentences	1189
Proposition 58 - English Proficiency	1195
Proposition 59- Political Spending Advisory	1229
Proposition 60 - Adult Films	1263
Proposition 61 - Prescription Drugs	1297
Proposition 62 - Death Penalty	1331
Proposition 63 - Firearms	1365
Proposition 64 - Marijuana Legalization	1399
Proposition 65 - Carryout Bags	1433
Proposition 66 - Death Penalty Sentences	1467
Proposition 67 - Referendum Plastic Bag Ban	1501

LOCAL MEASURES	
Measure J - Butte-Glenn Community Colllege District	1535
Measure Q - Yuba Community College District	1569
Measure K - Chico Unified School District	1603
Measure L - County of Butte	1637
Measure M-1 - County of Butte	1671
Measure M-2 - City of Biggs	1705
Measure M-3 - City of Gridley	1739
Measure N - City of Chico	1773
Measure O - City of Chico	1807
Measure P - City of Chico	1841
Measure R - City of Oroville	1875
STATEMENT OF WRITE-IN VOTES CAST	1909
OFFICES NOT APPEARING ON BALLOT - JUDICIAL	1911
OFFICES NOT APPEARING ON BALLOT - COMMUNITY COLLEGE & SCHOOL DISTRICTS	1913
OFFICES NOT APPEARING ON BALLOT - COMMUNITY COLLEGE & SCHOOL DISTRICTS - INSUFFICIENT NOMINEES	1915
OFFICES NOT APPEARING ON BALLOT - SPECIAL DISTRICTS	1917
OFFICES NOT APPEARING ON BALLOT -SPECIAL DISTRICTS - INSUFFICIENT NOMINEES	1919
VOTING PRECINCT LIST	TAB
POLLING PLACE LIST	TAB

Election Summary Report
 Official Results November 8, 2016
PRESIDENTIAL GENERAL ELECTION
 Butte County, California
 Countywide Cumulative

Date:11/23/16
 Time:07:54:22
 Page:1 of 8

Registered Voters 129286 - Cards Cast 98879 76.48%

Num. Report Precinct 141 - Num. Reporting 141 100.00%

PRESIDENT/VICE PRESIDENT		
	Total	
Number of Precincts	141	
Precincts Reporting	141	100.0 %
Vote For	1	
Times Counted	98879/129286	76.5 %
Total Votes	97002	
Times Blank Voted	1727	
Times Over Voted	150	
Number Of Under Votes	0	
TRUMP/PENCE	45144	46.54%
CLINTON/KAINE	41567	42.85%
JOHNSON/WELD	4625	4.77%
STEIN/BARAKA	2594	2.67%
LA RIVA/BANKS	501	0.52%
Write-in Votes	2571	2.65%

STATE ASSEMBLY 1ST DIST		
	Total	
Number of Precincts	23	
Precincts Reporting	23	100.0 %
Vote For	1	
Times Counted	9837/12788	76.9 %
Total Votes	8643	
Times Blank Voted	1192	
Times Over Voted	2	
Number Of Under Votes	0	
BRIAN DAHLE	5628	65.12%
DONN COENEN	3015	34.88%

UNITED STATES SENATOR		
	Total	
Number of Precincts	141	
Precincts Reporting	141	100.0 %
Vote For	1	
Times Counted	98879/129286	76.5 %
Total Votes	74171	
Times Blank Voted	24632	
Times Over Voted	76	
Number Of Under Votes	0	
KAMALA HARRIS	43491	58.64%
LORETTA SANCHEZ	30680	41.36%

STATE ASSEMBLY 3RD DIST		
	Total	
Number of Precincts	118	
Precincts Reporting	118	100.0 %
Vote For	1	
Times Counted	89042/116498	76.4 %
Total Votes	83145	
Times Blank Voted	5887	
Times Over Voted	10	
Number Of Under Votes	0	
JAMES GALLAGHER	46816	56.31%
EDWARD RITCHIE	36329	43.69%

U S REPRESENTATIVE 1ST DIST		
	Total	
Number of Precincts	141	
Precincts Reporting	141	100.0 %
Vote For	1	
Times Counted	98879/129286	76.5 %
Total Votes	94656	
Times Blank Voted	4208	
Times Over Voted	15	
Number Of Under Votes	0	
DOUG LA MALFA	48412	51.15%
JIM REED	46244	48.85%

DURHAM UNIFIED SD (3)		
	Total	
Number of Precincts	4	
Precincts Reporting	4	100.0 %
Vote For	3	
Times Counted	2799/3352	83.5 %
Total Votes	6089	
Times Blank Voted	319	
Times Over Voted	5	
Number Of Under Votes	1336	
ALEX DU BOSE	1600	26.28%
KATHY HORN	1350	22.17%
ED MC LAUGHLIN	1080	17.74%
ROBERT BULTEMA	1056	17.34%
JENNIFER ZIEGENHIRT	986	16.19%
Write-in Votes	17	0.28%

Election Summary Report
 Official Results November 8, 2016
 PRESIDENTIAL GENERAL ELECTION
 Butte County, California
 Countywide Cumulative

Date:11/23/16
 Time:07:54:22
 Page:2 of 8

Registered Voters 129286 - Cards Cast 98879 76.48%

Num. Report Precinct 141 - Num. Reporting 141 100.00%

MARYSVILLE JOINT UNIFIED SD		
TA 4 (1)		
	Total	
Number of Precincts	2	
Precincts Reporting	2	100.0 %
Vote For	1	
Times Counted	230/297	77.4 %
Total Votes	171	
Times Blank Voted	59	
Times Over Voted	0	
Number Of Under Votes	0	
PAUL ALLISON	69	40.35%
BERNIE RECHS	54	31.58%
TERRY BILADEAU	47	27.49%
Write-in Votes	1	0.58%

OROVILLE CITY ELEM SD (3)		
	Total	
Number of Precincts	17	
Precincts Reporting	17	100.0 %
Vote For	3	
Times Counted	10864/15076	72.1 %
Total Votes	18134	
Times Blank Voted	2066	
Times Over Voted	5	
Number Of Under Votes	8245	
JULIAN DIAZ	5940	32.76%
CAROL SUTHERLAND	4417	24.36%
SANDRA BARNES	4140	22.83%
JENNIFER MC LENDON	3579	19.74%
Write-in Votes	58	0.32%

PARADISE UNIFIED SD (3)		
	Total	
Number of Precincts	23	
Precincts Reporting	23	100.0 %
Vote For	3	
Times Counted	20278/25866	78.4 %
Total Votes	41556	
Times Blank Voted	3287	
Times Over Voted	8	
Number Of Under Votes	9393	
MICHAEL GREER	10423	25.08%
DONNA NICHOLS	7893	18.99%
MELISSA CRICK	7626	18.35%
ROGER BYLUND	6856	16.50%
RICH GINGERY, JR	6542	15.74%
CHRIS CLIFFORD	2132	5.13%
Write-in Votes	84	0.20%

PALERMO UNION SD FT (2)		
	Total	
Number of Precincts	6	
Precincts Reporting	6	100.0 %
Vote For	2	
Times Counted	2655/3967	66.9 %
Total Votes	3534	
Times Blank Voted	373	
Times Over Voted	5	
Number Of Under Votes	1020	
DEBBIE HOFFMAN	1151	32.57%
JESSICA KING	953	26.97%
RICK WULBERN	846	23.94%
WALTER HANCOCK	582	16.47%
Write-in Votes	2	0.06%

OROVILLE HIGH SD (2)		
	Total	
Number of Precincts	39	
Precincts Reporting	39	100.0 %
Vote For	2	
Times Counted	19805/28354	69.8 %
Total Votes	25245	
Times Blank Voted	3290	
Times Over Voted	10	
Number Of Under Votes	7765	
RAY SEHORN	10657	42.21%
SCOTT DAMON	8746	34.64%
JOSEPH BOEHME	5757	22.80%
Write-in Votes	85	0.34%

THERMALITO UNION SD (2)		
	Total	
Number of Precincts	7	
Precincts Reporting	7	100.0 %
Vote For	2	
Times Counted	3368/5402	62.3 %
Total Votes	4358	
Times Blank Voted	618	
Times Over Voted	1	
Number Of Under Votes	1140	
ALICIA WALKER	1665	38.21%
TORI ANDERSON	1524	34.97%
MARK WALKER	1139	26.14%
Write-in Votes	30	0.69%

Election Summary Report
 Official Results November 8, 2016
 PRESIDENTIAL GENERAL ELECTION
 Butte County, California
 Countywide Cumulative

Date:11/23/16
 Time:07:54:22
 Page:3 of 8

Registered Voters 129286 - Cards Cast 98879 76.48%

Num. Report Precinct 141 - Num. Reporting 141 100.00%

COUNTY SUPERVISOR 5TH DIST		
	Total	
Number of Precincts	32	
Precincts Reporting	32	100.0 %
Vote For	1	
Times Counted	23226/29360	79.1 %
Total Votes	20832	
Times Blank Voted	2389	
Times Over Voted	5	
Number Of Under Votes	0	
DOUG TEETER	12093	58.05%
BIG MO HUFFMAN	8696	41.74%
Write-in Votes	43	0.21%

CITY OF GRIDLEY COUNCIL (3)		
	Total	
Number of Precincts	2	
Precincts Reporting	2	100.0 %
Vote For	3	
Times Counted	2125/2952	72.0 %
Total Votes	3856	
Times Blank Voted	191	
Times Over Voted	0	
Number Of Under Votes	1946	
CHRIS WILLIAMS	1139	29.54%
GARY DAVIDSON	993	25.75%
FRANK HALL	944	24.48%
RUKHSANA KHAN	760	19.71%
Write-in Votes	20	0.52%

CITY OF BIGGS COUNCIL (2)		
	Total	
Number of Precincts	1	
Precincts Reporting	1	100.0 %
Vote For	2	
Times Counted	606/808	75.0 %
Total Votes	853	
Times Blank Voted	34	
Times Over Voted	0	
Number Of Under Votes	291	
ROGER FRITH	311	36.46%
NATHAN WILKINSON	272	31.89%
JOHN BUSCH	262	30.72%
Write-in Votes	8	0.94%

CITY OF OROVILLE COUNCIL (3)		
	Total	
Number of Precincts	12	
Precincts Reporting	12	100.0 %
Vote For	3	
Times Counted	5481/8397	65.3 %
Total Votes	12898	
Times Blank Voted	401	
Times Over Voted	10	
Number Of Under Votes	2312	
LINDA DRAPER	1926	14.93%
JANET GOODSON	1828	14.17%
SCOTT THOMSON	1723	13.36%
DAVID PITTMAN	1603	12.43%
MARK GROVER	1400	10.85%
AL SIMPSON	1145	8.88%
SOU J. VANG	1048	8.13%
ALFRED JONES III	670	5.19%
CLAY HEMSTALK	651	5.05%
THIL WILCOX	506	3.92%
CHERI BUNKER	368	2.85%
Write-in Votes	30	0.23%

CITY OF CHICO COUNCIL (4)		
	Total	
Number of Precincts	38	
Precincts Reporting	38	100.0 %
Vote For	4	
Times Counted	38863/50015	77.7 %
Total Votes	117543	
Times Blank Voted	3799	
Times Over Voted	62	
Number Of Under Votes	22465	
SEAN MORGAN	15426	13.12%
ANN SCHWAB	15195	12.93%
RANDALL STONE	14362	12.22%
KARL ORY	13994	11.91%
TAMI RITTER	13464	11.45%
JOVANNI TRICERRI	11174	9.51%
LORETTA TORRES	10372	8.82%
JEFFREY GLATZ	6541	5.56%
LISA DUARTE	5897	5.02%
JON SCOTT	5646	4.80%
MERCEDES MACIAS	5273	4.49%
Write-in Votes	199	0.17%

Election Summary Report
 Official Results November 8, 2016
 PRESIDENTIAL GENERAL ELECTION
 Butte County, California
 Countywide Cumulative

Date:11/23/16
 Time:07:54:22
 Page:4 of 8

Registered Voters 129286 - Cards Cast 98879 76.48%

Num. Report Precinct 141 - Num. Reporting 141 100.00%

TOWN OF PARADISE COUNCIL (3)		
	Total	
Number of Precincts	15	
Precincts Reporting	15	100.0 %
Vote For	3	
Times Counted	13696/17414	78.6 %
Total Votes	27093	
Times Blank Voted	1691	
Times Over Voted	4	
Number Of Under Votes	8910	
GREG BOLIN	6847	25.27%
MIKE ZUCCOLILLO	6308	23.28%
MELISSA SCHUSTER	5786	21.36%
WOODY CULLETON	5093	18.80%
STAN MC ETCHIN	3009	11.11%
Write-in Votes	50	0.18%

CHICO AREA REC/PARK DIST (2)		
	Total	
Number of Precincts	53	
Precincts Reporting	53	100.0 %
Vote For	2	
Times Counted	48535/62006	78.3 %
Total Votes	58342	
Times Blank Voted	9972	
Times Over Voted	25	
Number Of Under Votes	18734	
MICHAEL WORLEY	27044	46.35%
TOM LANDO	13957	23.92%
DAVE DONNAN	8999	15.42%
JERRY HUGHES	8178	14.02%
Write-in Votes	164	0.28%

PARADISE IRRIGATION DIST DIV 1 (1)		
	Total	
Number of Precincts	13	
Precincts Reporting	13	100.0 %
Vote For	1	
Times Counted	13465/17157	78.5 %
Total Votes	11741	
Times Blank Voted	1694	
Times Over Voted	30	
Number Of Under Votes	0	
DANIEL WENTLAND	5984	50.97%
ROBIN HUFFMAN	3846	32.76%
KEN HUNT	1885	16.05%
Write-in Votes	26	0.22%

PARADISE REC/PARK DIST FT (2)		
	Total	
Number of Precincts	29	
Precincts Reporting	29	100.0 %
Vote For	2	
Times Counted	21199/27126	78.2 %
Total Votes	25610	
Times Blank Voted	4354	
Times Over Voted	4	
Number Of Under Votes	8072	
ROBERT ANDERSON	10803	42.18%
JULIE VAN ROEKEL	7876	30.75%
TESSA MILEY	6863	26.80%
Write-in Votes	68	0.27%

PARADISE IRRIGATION DIST DIV 5 (1)		
	Total	
Number of Precincts	13	
Precincts Reporting	13	100.0 %
Vote For	1	
Times Counted	13465/17157	78.5 %
Total Votes	10569	
Times Blank Voted	2893	
Times Over Voted	3	
Number Of Under Votes	0	
CLIFF JACOBSON	6808	64.41%
LORETTA GRIFFIN	3713	35.13%
Write-in Votes	48	0.45%

NORTH YUBA WATER DIST DIV 1 (1)		
	Total	
Number of Precincts	1	
Precincts Reporting	1	100.0 %
Vote For	1	
Times Counted	103/153	67.3 %
Total Votes	94	
Times Blank Voted	9	
Times Over Voted	0	
Number Of Under Votes	0	
DOUG NEILSON	60	63.83%
ALTON WRIGHT	34	36.17%
Write-in Votes	0	0.00%

Election Summary Report
 Official Results November 8, 2016
PRESIDENTIAL GENERAL ELECTION
 Butte County, California
 Countywide Cumulative

Date:11/23/16
 Time:07:54:22
 Page:5 of 8

Registered Voters 129286 - Cards Cast 98879 76.48%

Num. Report Precinct 141 - Num. Reporting 141 100.00%

PROPOSITION 51 SCHOOL BONDS		
	Total	
Number of Precincts	141	
Precincts Reporting	141	100.0 %
Vote For	1	
Times Counted	98879/129286	76.5 %
Total Votes	93078	
Times Blank Voted	5770	
Times Over Voted	31	
Number Of Under Votes	0	
Yes	47658	51.20%
No	45420	48.80%

PROPOSITION 55 TAX FUND EDUCATION HEALTHCARE		
	Total	
Number of Precincts	141	
Precincts Reporting	141	100.0 %
Vote For	1	
Times Counted	98879/129286	76.5 %
Total Votes	92923	
Times Blank Voted	5924	
Times Over Voted	32	
Number Of Under Votes	0	
Yes	55286	59.50%
No	37637	40.50%

PROPOSITION 52 MEDI-CAL HOSPITAL FEE		
	Total	
Number of Precincts	141	
Precincts Reporting	141	100.0 %
Vote For	1	
Times Counted	98879/129286	76.5 %
Total Votes	91971	
Times Blank Voted	6890	
Times Over Voted	18	
Number Of Under Votes	0	
Yes	63181	68.70%
No	28790	31.30%

PROPOSITION 56 CIGARETTE TAX		
	Total	
Number of Precincts	141	
Precincts Reporting	141	100.0 %
Vote For	1	
Times Counted	98879/129286	76.5 %
Total Votes	95676	
Times Blank Voted	3170	
Times Over Voted	33	
Number Of Under Votes	0	
Yes	49566	51.81%
No	46110	48.19%

PROPOSITION 53 REVENUE BONDS		
	Total	
Number of Precincts	141	
Precincts Reporting	141	100.0 %
Vote For	1	
Times Counted	98879/129286	76.5 %
Total Votes	90298	
Times Blank Voted	8552	
Times Over Voted	29	
Number Of Under Votes	0	
Yes	48918	54.17%
No	41380	45.83%

PROPOSITION 57 CRIMINAL SENTENCES		
	Total	
Number of Precincts	141	
Precincts Reporting	141	100.0 %
Vote For	1	
Times Counted	98879/129286	76.5 %
Total Votes	93611	
Times Blank Voted	5231	
Times Over Voted	37	
Number Of Under Votes	0	
Yes	53534	57.19%
No	40077	42.81%

PROPOSITION 54 LEGISLATION AND PROCEEDINGS		
	Total	
Number of Precincts	141	
Precincts Reporting	141	100.0 %
Vote For	1	
Times Counted	98879/129286	76.5 %
Total Votes	91107	
Times Blank Voted	7752	
Times Over Voted	20	
Number Of Under Votes	0	
Yes	61353	67.34%
No	29754	32.66%

PROPOSITION 58 ENGLISH PROFICIENCY		
	Total	
Number of Precincts	141	
Precincts Reporting	141	100.0 %
Vote For	1	
Times Counted	98879/129286	76.5 %
Total Votes	93102	
Times Blank Voted	5746	
Times Over Voted	31	
Number Of Under Votes	0	
Yes	64490	69.27%
No	28612	30.73%

Election Summary Report
 Official Results November 8, 2016
PRESIDENTIAL GENERAL ELECTION
 Butte County, California
 Countywide Cumulative

Date:11/23/16

Time:07:54:22

Page:6 of 8

Registered Voters 129286 - Cards Cast 98879 76.48%

Num. Report Precinct 141 - Num. Reporting 141 100.00%

PROPOSITION 59 POLITICAL SPENDING ADVISORY			
	Total		
Number of Precincts	141		
Precincts Reporting	141	100.0 %	
Vote For	1		
Times Counted	98879/129286	76.5 %	
Total Votes	88400		
Times Blank Voted	10456		
Times Over Voted	23		
Number Of Under Votes	0		
Yes	44846	50.73%	
No	43554	49.27%	

PROPOSITION 63 FIREARMS			
	Total		
Number of Precincts	141		
Precincts Reporting	141	100.0 %	
Vote For	1		
Times Counted	98879/129286	76.5 %	
Total Votes	94230		
Times Blank Voted	4634		
Times Over Voted	15		
Number Of Under Votes	0		
No	54611	57.96%	
Yes	39619	42.04%	

PROPOSITION 60 ADULT FILMS			
	Total		
Number of Precincts	141		
Precincts Reporting	141	100.0 %	
Vote For	1		
Times Counted	98879/129286	76.5 %	
Total Votes	90935		
Times Blank Voted	7913		
Times Over Voted	31		
Number Of Under Votes	0		
No	56823	62.49%	
Yes	34112	37.51%	

PROPOSITION 64 MARIJUANA LEGALIZATION			
	Total		
Number of Precincts	141		
Precincts Reporting	141	100.0 %	
Vote For	1		
Times Counted	98879/129286	76.5 %	
Total Votes	95731		
Times Blank Voted	3119		
Times Over Voted	29		
Number Of Under Votes	0		
Yes	51034	53.31%	
No	44697	46.69%	

PROPOSITION 61 PRESCRIPTION DRUGS			
	Total		
Number of Precincts	141		
Precincts Reporting	141	100.0 %	
Vote For	1		
Times Counted	98879/129286	76.5 %	
Total Votes	91257		
Times Blank Voted	7560		
Times Over Voted	62		
Number Of Under Votes	0		
No	57104	62.57%	
Yes	34153	37.43%	

PROPOSITION 65 CARRYOUT BAGS			
	Total		
Number of Precincts	141		
Precincts Reporting	141	100.0 %	
Vote For	1		
Times Counted	98879/129286	76.5 %	
Total Votes	92431		
Times Blank Voted	6404		
Times Over Voted	44		
Number Of Under Votes	0		
No	51364	55.57%	
Yes	41067	44.43%	

PROPOSITION 62 DEATH PENALTY			
	Total		
Number of Precincts	141		
Precincts Reporting	141	100.0 %	
Vote For	1		
Times Counted	98879/129286	76.5 %	
Total Votes	93400		
Times Blank Voted	5438		
Times Over Voted	41		
Number Of Under Votes	0		
No	57078	61.11%	
Yes	36322	38.89%	

PROPOSITION 66 DEATH PENALTY SENTENCES			
	Total		
Number of Precincts	141		
Precincts Reporting	141	100.0 %	
Vote For	1		
Times Counted	98879/129286	76.5 %	
Total Votes	88881		
Times Blank Voted	9956		
Times Over Voted	42		
Number Of Under Votes	0		
Yes	48592	54.67%	
No	40289	45.33%	

Election Summary Report
 Official Results November 8, 2016
PRESIDENTIAL GENERAL ELECTION
 Butte County, California
 Countywide Cumulative

Date:11/23/16
 Time:07:54:22
 Page:7 of 8

Registered Voters 129286 - Cards Cast 98879 76.48%

Num. Report Precinct 141 - Num. Reporting 141 100.00%

PROPOSITION 67 PLASTIC BAG			
BAN			
	Total		
Number of Precincts	141		
Precincts Reporting	141	100.0 %	
Vote For	1		
Times Counted	98879/129286	76.5 %	
Total Votes	94022		
Times Blank Voted	4829		
Times Over Voted	28		
Number Of Under Votes	0		
No	47356	50.37%	
Yes	46666	49.63%	

MEASURE L BUTTE COUNTY			
MEDICAL CANNABIS			
	Total		
Number of Precincts	141		
Precincts Reporting	141	100.0 %	
Vote For	1		
Times Counted	98879/129286	76.5 %	
Total Votes	90399		
Times Blank Voted	8454		
Times Over Voted	26		
Number Of Under Votes	0		
No	50079	55.40%	
Yes	40320	44.60%	

MEASURE J BUTTE COLLEGE			
BOND			
	Total		
Number of Precincts	139		
Precincts Reporting	139	100.0 %	
Vote For	1		
Times Counted	98649/128989	76.5 %	
Total Votes	90580		
Times Blank Voted	8047		
Times Over Voted	22		
Number Of Under Votes	0		
Bonds-Yes	60693	67.00%	
Bonds-No	29887	33.00%	

MEASURE M-1 COUNTY			
UNINCORPORATED AREA			
	Total		
Number of Precincts	4		
Precincts Reporting	4	100.0 %	
Vote For	1		
Times Counted	2432/3092	78.7 %	
Total Votes	2333		
Times Blank Voted	98		
Times Over Voted	1		
Number Of Under Votes	0		
Yes	1177	50.45%	
No	1156	49.55%	

MEASURE Q YUBA COLLEGE			
BOND			
	Total		
Number of Precincts	2		
Precincts Reporting	2	100.0 %	
Vote For	1		
Times Counted	230/297	77.4 %	
Total Votes	203		
Times Blank Voted	27		
Times Over Voted	0		
Number Of Under Votes	0		
Bonds-No	117	57.64%	
Bonds-Yes	86	42.36%	

MEASURE M-2 CITY OF BIGGS			
	Total		
Number of Precincts	1		
Precincts Reporting	1	100.0 %	
Vote For	1		
Times Counted	606/808	75.0 %	
Total Votes	577		
Times Blank Voted	29		
Times Over Voted	0		
Number Of Under Votes	0		
No	342	59.27%	
Yes	235	40.73%	

MEASURE K CHICO UNIFIED BOND			
	Total		
Number of Precincts	63		
Precincts Reporting	63	100.0 %	
Vote For	1		
Times Counted	50397/64306	78.4 %	
Total Votes	46053		
Times Blank Voted	4331		
Times Over Voted	13		
Number Of Under Votes	0		
Bonds-Yes	32700	71.01%	
Bonds-No	13353	28.99%	

MEASURE M-3 CITY OF GRIDLEY			
	Total		
Number of Precincts	2		
Precincts Reporting	2	100.0 %	
Vote For	1		
Times Counted	2125/2952	72.0 %	
Total Votes	2048		
Times Blank Voted	77		
Times Over Voted	0		
Number Of Under Votes	0		
Yes	1068	52.15%	
No	980	47.85%	

Election Summary Report
 Official Results November 8, 2016
 PRESIDENTIAL GENERAL ELECTION
 Butte County, California
 Countywide Cumulative

Date:11/23/16
 Time:07:54:22
 Page:8 of 8

Registered Voters 129286 - Cards Cast 98879 76.48%

Num. Report Precinct 141 - Num. Reporting 141 100.00%

MEASURE N CITY OF CHICO			
CHARTER AMENDMENT			
	Total		
Number of Precincts	38		
Precincts Reporting	38	100.0 %	
Vote For	1		
Times Counted	38863/50015	77.7 %	
Total Votes	30705		
Times Blank Voted	8152		
Times Over Voted	6		
Number Of Under Votes	0		
Yes	21821	71.07%	
No	8884	28.93%	

MEASURE O CITY OF CHICO			
CHARTER AMENDMENT			
	Total		
Number of Precincts	38		
Precincts Reporting	38	100.0 %	
Vote For	1		
Times Counted	38863/50015	77.7 %	
Total Votes	31309		
Times Blank Voted	7545		
Times Over Voted	9		
Number Of Under Votes	0		
Yes	25331	80.91%	
No	5978	19.09%	

MEASURE P CITY OF CHICO			
CHARTER AMENDMENT			
	Total		
Number of Precincts	38		
Precincts Reporting	38	100.0 %	
Vote For	1		
Times Counted	38863/50015	77.7 %	
Total Votes	30849		
Times Blank Voted	8010		
Times Over Voted	4		
Number Of Under Votes	0		
Yes	20297	65.79%	
No	10552	34.21%	

MEASURE R CITY OF OROVILLE			
SALES TAX			
	Total		
Number of Precincts	12		
Precincts Reporting	12	100.0 %	
Vote For	1		
Times Counted	5481/8397	65.3 %	
Total Votes	5184		
Times Blank Voted	297		
Times Over Voted	0		
Number Of Under Votes	0		
No	2934	56.60%	
Yes	2250	43.40%	

Election Summary Report
 Official Results November 8, 2016
PRESIDENTIAL GENERAL ELECTION
 Butte County, California
 Vote by Mail and Mailed Ballot Precincts

Date:11/23/16

Time:08:00:26

Page:1 of 8

Registered Voters 129286 - Cards Cast 69044 53.40%

Num. Report Precinct 0 - Num. Reporting 0 0.00%

PRESIDENT/VICE PRESIDENT		
	Total	
Number of Precincts	0	
Precincts Reporting	0	
Vote For	1	
Times Counted	69044/129286	53.4 %
Total Votes	67617	
Times Blank Voted	1318	
Times Over Voted	109	
Number Of Under Votes	0	
TRUMP/PENCE	32486	48.04%
CLINTON/KAINE	28315	41.88%
JOHNSON/WELD	3132	4.63%
STEIN/BARAKA	1616	2.39%
LA RIVA/BANKS	359	0.53%
Write-in Votes	1709	2.53%

UNITED STATES SENATOR		
	Total	
Number of Precincts	0	
Precincts Reporting	0	
Vote For	1	
Times Counted	69044/129286	53.4 %
Total Votes	51000	
Times Blank Voted	17990	
Times Over Voted	54	
Number Of Under Votes	0	
KAMALA HARRIS	31237	61.25%
LORETTA SANCHEZ	19763	38.75%

U S REPRESENTATIVE 1ST DIST		
	Total	
Number of Precincts	0	
Precincts Reporting	0	
Vote For	1	
Times Counted	69044/129286	53.4 %
Total Votes	66508	
Times Blank Voted	2526	
Times Over Voted	10	
Number Of Under Votes	0	
DOUG LA MALFA	34762	52.27%
JIM REED	31746	47.73%

STATE ASSEMBLY 1ST DIST		
	Total	
Number of Precincts	0	
Precincts Reporting	0	
Vote For	1	
Times Counted	7629/12788	59.7 %
Total Votes	6766	
Times Blank Voted	861	
Times Over Voted	2	
Number Of Under Votes	0	
BRIAN DAHLE	4445	65.70%
DONN COENEN	2321	34.30%

STATE ASSEMBLY 3RD DIST		
	Total	
Number of Precincts	0	
Precincts Reporting	0	
Vote For	1	
Times Counted	61415/116498	52.7 %
Total Votes	57864	
Times Blank Voted	3543	
Times Over Voted	8	
Number Of Under Votes	0	
JAMES GALLAGHER	33380	57.69%
EDWARD RITCHIE	24484	42.31%

DURHAM UNIFIED SD (3)		
	Total	
Number of Precincts	0	
Precincts Reporting	0	
Vote For	3	
Times Counted	1853/3352	55.3 %
Total Votes	4023	
Times Blank Voted	222	
Times Over Voted	3	
Number Of Under Votes	861	
ALEX DU BOSE	1036	25.75%
KATHY HORN	880	21.87%
ED MC LAUGHLIN	743	18.47%
ROBERT BULTEMA	712	17.70%
JENNIFER ZIEGENHIRT	641	15.93%
Write-in Votes	11	0.27%

Election Summary Report
 Official Results November 8, 2016
PRESIDENTIAL GENERAL ELECTION
 Butte County, California
 Vote by Mail and Mailed Ballot Precincts

Date:11/23/16

Time:08:00:26

Page:2 of 8

Registered Voters 129286 - Cards Cast 69044 53.40%

Num. Report Precinct 0 - Num. Reporting 0 0.00%

MARYSVILLE JOINT UNIFIED SD		
TA 4 (1)		
	Total	
Number of Precincts	0	
Precincts Reporting	0	
Vote For	1	
Times Counted	230/297	77.4 %
Total Votes	171	
Times Blank Voted	59	
Times Over Voted	0	
Number Of Under Votes	0	
PAUL ALLISON	69	40.35%
BERNIE RECHS	54	31.58%
TERRY BILADEAU	47	27.49%
Write-in Votes	1	0.58%

OROVILLE CITY ELEM SD (3)		
	Total	
Number of Precincts	0	
Precincts Reporting	0	
Vote For	3	
Times Counted	8117/15076	53.8 %
Total Votes	13792	
Times Blank Voted	1555	
Times Over Voted	4	
Number Of Under Votes	5882	
JULIAN DIAZ	4443	32.21%
CAROL SUTHERLAND	3397	24.63%
SANDRA BARNES	3204	23.23%
JENNIFER MC LENDON	2705	19.61%
Write-in Votes	43	0.31%

PARADISE UNIFIED SD (3)		
	Total	
Number of Precincts	0	
Precincts Reporting	0	
Vote For	3	
Times Counted	14578/25866	56.4 %
Total Votes	30379	
Times Blank Voted	2345	
Times Over Voted	5	
Number Of Under Votes	6305	
MICHAEL GREER	7632	25.12%
DONNA NICHOLS	5924	19.50%
MELISSA CRICK	5456	17.96%
ROGER BYLUND	5140	16.92%
RICH GINGERY, JR	4655	15.32%
CHRIS CLIFFORD	1520	5.00%
Write-in Votes	52	0.17%

PALERMO UNION SD FT (2)		
	Total	
Number of Precincts	0	
Precincts Reporting	0	
Vote For	2	
Times Counted	1997/3967	50.3 %
Total Votes	2715	
Times Blank Voted	275	
Times Over Voted	5	
Number Of Under Votes	719	
DEBBIE HOFFMAN	887	32.67%
JESSICA KING	719	26.48%
RICK WULBERN	646	23.79%
WALTER HANCOCK	461	16.98%
Write-in Votes	2	0.07%

OROVILLE HIGH SD (2)		
	Total	
Number of Precincts	0	
Precincts Reporting	0	
Vote For	2	
Times Counted	15265/28354	53.8 %
Total Votes	19611	
Times Blank Voted	2563	
Times Over Voted	9	
Number Of Under Votes	5775	
RAY SEHORN	8304	42.34%
SCOTT DAMON	6697	34.15%
JOSEPH BOEHME	4541	23.16%
Write-in Votes	69	0.35%

THERMALITO UNION SD (2)		
	Total	
Number of Precincts	0	
Precincts Reporting	0	
Vote For	2	
Times Counted	2669/5402	49.4 %
Total Votes	3508	
Times Blank Voted	478	
Times Over Voted	0	
Number Of Under Votes	874	
ALICIA WALKER	1339	38.17%
TORI ANDERSON	1230	35.06%
MARK WALKER	914	26.05%
Write-in Votes	25	0.71%

Election Summary Report
 Official Results November 8, 2016
PRESIDENTIAL GENERAL ELECTION
 Butte County, California
 Vote by Mail and Mailed Ballot Precincts

Date:11/23/16

Time:08:00:26

Page:3 of 8

Registered Voters 129286 - Cards Cast 69044 53.40%

Num. Report Precinct 0 - Num. Reporting 0 0.00%

COUNTY SUPERVISOR 5TH DIST		
	Total	
Number of Precincts	0	
Precincts Reporting	0	
Vote For	1	
Times Counted	17064/29360	58.1 %
Total Votes	15414	
Times Blank Voted	1648	
Times Over Voted	2	
Number Of Under Votes	0	
DOUG TEETER	9289	60.26%
BIG MO HUFFMAN	6095	39.54%
Write-in Votes	30	0.19%

CITY OF GRIDLEY COUNCIL (3)		
	Total	
Number of Precincts	0	
Precincts Reporting	0	
Vote For	3	
Times Counted	1320/2952	44.7 %
Total Votes	2402	
Times Blank Voted	135	
Times Over Voted	0	
Number Of Under Votes	1153	
CHRIS WILLIAMS	731	30.43%
GARY DAVIDSON	620	25.81%
FRANK HALL	598	24.90%
RUKHSANA KHAN	437	18.19%
Write-in Votes	16	0.67%

CITY OF BIGGS COUNCIL (2)		
	Total	
Number of Precincts	0	
Precincts Reporting	0	
Vote For	2	
Times Counted	383/808	47.4 %
Total Votes	554	
Times Blank Voted	18	
Times Over Voted	0	
Number Of Under Votes	176	
ROGER FRITH	195	35.20%
NATHAN WILKINSON	186	33.57%
JOHN BUSCH	167	30.14%
Write-in Votes	6	1.08%

CITY OF OROVILLE COUNCIL (3)		
	Total	
Number of Precincts	0	
Precincts Reporting	0	
Vote For	3	
Times Counted	4047/8397	48.2 %
Total Votes	9702	
Times Blank Voted	267	
Times Over Voted	7	
Number Of Under Votes	1617	
LINDA DRAPER	1424	14.68%
JANET GOODSON	1343	13.84%
SCOTT THOMSON	1289	13.29%
DAVID PITTMAN	1276	13.15%
MARK GROVER	1022	10.53%
AL SIMPSON	872	8.99%
SOU J. VANG	813	8.38%
CLAY HEMSTALK	490	5.05%
ALFRED JONES III	485	5.00%
THIL WILCOX	389	4.01%
CHERI BUNKER	277	2.86%
Write-in Votes	22	0.23%

CITY OF CHICO COUNCIL (4)		
	Total	
Number of Precincts	0	
Precincts Reporting	0	
Vote For	4	
Times Counted	24561/50015	49.1 %
Total Votes	77071	
Times Blank Voted	2147	
Times Over Voted	49	
Number Of Under Votes	12389	
SEAN MORGAN	10212	13.25%
ANN SCHWAB	9671	12.55%
RANDALL STONE	9267	12.02%
KARL ORY	8994	11.67%
TAMI RITTER	8727	11.32%
JOVANNI TRICERRI	7657	9.93%
LORETTA TORRES	7022	9.11%
JEFFREY GLATZ	4489	5.82%
JON SCOTT	3818	4.95%
LISA DUARTE	3723	4.83%
MERCEDES MACIAS	3377	4.38%
Write-in Votes	114	0.15%

Election Summary Report
 Official Results November 8, 2016
PRESIDENTIAL GENERAL ELECTION
 Butte County, California
 Vote by Mail and Mailed Ballot Precincts

Date: 11/23/16
 Time: 08:00:26
 Page: 4 of 8

Registered Voters 129286 - Cards Cast 69044 53.40%

Num. Report Precinct 0 - Num. Reporting 0 0.00%

TOWN OF PARADISE COUNCIL (3)		
	Total	
Number of Precincts	0	
Precincts Reporting	0	
Vote For	3	
Times Counted	9540/17414	54.8 %
Total Votes	19393	
Times Blank Voted	1123	
Times Over Voted	3	
Number Of Under Votes	5849	
GREG BOLIN	4918	25.36%
MIKE ZUCCOLILLO	4422	22.80%
MELISSA SCHUSTER	4218	21.75%
WOODY CULLETON	3699	19.07%
STAN MC ETCHIN	2103	10.84%
Write-in Votes	33	0.17%

CHICO AREA REC/PARK DIST (2)		
	Total	
Number of Precincts	0	
Precincts Reporting	0	
Vote For	2	
Times Counted	31806/62006	51.3 %
Total Votes	39344	
Times Blank Voted	6268	
Times Over Voted	23	
Number Of Under Votes	11686	
MICHAEL WORLEY	17835	45.33%
TOM LANDO	9807	24.93%
DAVE DONNAN	6029	15.32%
JERRY HUGHES	5568	14.15%
Write-in Votes	105	0.27%

PARADISE IRRIGATION DIST DIV 1 (1)		
	Total	
Number of Precincts	0	
Precincts Reporting	0	
Vote For	1	
Times Counted	9311/17157	54.3 %
Total Votes	8232	
Times Blank Voted	1060	
Times Over Voted	19	
Number Of Under Votes	0	
DANIEL WENTLAND	4199	51.01%
ROBIN HUFFMAN	2651	32.20%
KEN HUNT	1366	16.59%
Write-in Votes	16	0.19%

PARADISE REC/PARK DIST FT (2)		
	Total	
Number of Precincts	0	
Precincts Reporting	0	
Vote For	2	
Times Counted	15302/27126	56.4 %
Total Votes	18871	
Times Blank Voted	3070	
Times Over Voted	4	
Number Of Under Votes	5585	
ROBERT ANDERSON	7824	41.46%
JULIE VAN ROEKEL	5971	31.64%
TESSA MILEY	5028	26.64%
Write-in Votes	48	0.25%

PARADISE IRRIGATION DIST DIV 5 (1)		
	Total	
Number of Precincts	0	
Precincts Reporting	0	
Vote For	1	
Times Counted	9311/17157	54.3 %
Total Votes	7420	
Times Blank Voted	1890	
Times Over Voted	1	
Number Of Under Votes	0	
CLIFF JACOBSON	4781	64.43%
LORETTA GRIFFIN	2610	35.18%
Write-in Votes	29	0.39%

NORTH YUBA WATER DIST DIV 1 (1)		
	Total	
Number of Precincts	0	
Precincts Reporting	0	
Vote For	1	
Times Counted	103/153	67.3 %
Total Votes	94	
Times Blank Voted	9	
Times Over Voted	0	
Number Of Under Votes	0	
DOUG NEILSON	60	63.83%
ALTON WRIGHT	34	36.17%
Write-in Votes	0	0.00%

Election Summary Report
 Official Results November 8, 2016
PRESIDENTIAL GENERAL ELECTION
 Butte County, California
 Vote by Mail and Mailed Ballot Precincts

Date:11/23/16
 Time:08:00:26
 Page:5 of 8

Registered Voters 129286 - Cards Cast 69044 53.40%

Num. Report Precinct 0 - Num. Reporting 0 0.00%

PROPOSITION 51 SCHOOL BONDS			
	Total		
Number of Precincts	0		
Precincts Reporting	0		
Vote For	1		
Times Counted	69044/129286	53.4 %	
Total Votes	65290		
Times Blank Voted	3728		
Times Over Voted	26		
Number Of Under Votes	0		
No	32988	50.53%	
Yes	32302	49.47%	

PROPOSITION 55 TAX FUND EDUCATION HEALTHCARE			
	Total		
Number of Precincts	0		
Precincts Reporting	0		
Vote For	1		
Times Counted	69044/129286	53.4 %	
Total Votes	65236		
Times Blank Voted	3787		
Times Over Voted	21		
Number Of Under Votes	0		
Yes	38437	58.92%	
No	26799	41.08%	

PROPOSITION 52 MEDI-CAL HOSPITAL FEE			
	Total		
Number of Precincts	0		
Precincts Reporting	0		
Vote For	1		
Times Counted	69044/129286	53.4 %	
Total Votes	64596		
Times Blank Voted	4436		
Times Over Voted	12		
Number Of Under Votes	0		
Yes	44943	69.58%	
No	19653	30.42%	

PROPOSITION 56 CIGARETTE TAX			
	Total		
Number of Precincts	0		
Precincts Reporting	0		
Vote For	1		
Times Counted	69044/129286	53.4 %	
Total Votes	66884		
Times Blank Voted	2129		
Times Over Voted	31		
Number Of Under Votes	0		
Yes	34281	51.25%	
No	32603	48.75%	

PROPOSITION 53 REVENUE BONDS			
	Total		
Number of Precincts	0		
Precincts Reporting	0		
Vote For	1		
Times Counted	69044/129286	53.4 %	
Total Votes	63454		
Times Blank Voted	5570		
Times Over Voted	20		
Number Of Under Votes	0		
Yes	34980	55.13%	
No	28474	44.87%	

PROPOSITION 57 CRIMINAL SENTENCES			
	Total		
Number of Precincts	0		
Precincts Reporting	0		
Vote For	1		
Times Counted	69044/129286	53.4 %	
Total Votes	65509		
Times Blank Voted	3503		
Times Over Voted	32		
Number Of Under Votes	0		
Yes	37511	57.26%	
No	27998	42.74%	

PROPOSITION 54 LEGISLATION AND PROCEEDINGS			
	Total		
Number of Precincts	0		
Precincts Reporting	0		
Vote For	1		
Times Counted	69044/129286	53.4 %	
Total Votes	64007		
Times Blank Voted	5022		
Times Over Voted	15		
Number Of Under Votes	0		
Yes	42812	66.89%	
No	21195	33.11%	

PROPOSITION 58 ENGLISH PROFICIENCY			
	Total		
Number of Precincts	0		
Precincts Reporting	0		
Vote For	1		
Times Counted	69044/129286	53.4 %	
Total Votes	65273		
Times Blank Voted	3745		
Times Over Voted	26		
Number Of Under Votes	0		
Yes	44635	68.38%	
No	20638	31.62%	

Election Summary Report
 Official Results November 8, 2016
PRESIDENTIAL GENERAL ELECTION
 Butte County, California
 Vote by Mail and Mailed Ballot Precincts

Date:11/23/16

Time:08:00:27

Page:6 of 8

Registered Voters 129286 - Cards Cast 69044 53.40%

Num. Report Precinct 0 - Num. Reporting 0 0.00%

PROPOSITION 59 POLITICAL SPENDING ADVISORY			
	Total		
Number of Precincts	0		
Precincts Reporting	0		
Vote For	1		
Times Counted	69044/129286	53.4 %	
Total Votes	62282		
Times Blank Voted	6746		
Times Over Voted	16		
Number Of Under Votes	0		
Yes	31186	50.07%	
No	31096	49.93%	

PROPOSITION 63 FIREARMS			
	Total		
Number of Precincts	0		
Precincts Reporting	0		
Vote For	1		
Times Counted	69044/129286	53.4 %	
Total Votes	65965		
Times Blank Voted	3070		
Times Over Voted	9		
Number Of Under Votes	0		
No	38867	58.92%	
Yes	27098	41.08%	

PROPOSITION 60 ADULT FILMS			
	Total		
Number of Precincts	0		
Precincts Reporting	0		
Vote For	1		
Times Counted	69044/129286	53.4 %	
Total Votes	63566		
Times Blank Voted	5450		
Times Over Voted	28		
Number Of Under Votes	0		
No	39332	61.88%	
Yes	24234	38.12%	

PROPOSITION 64 MARIJUANA LEGALIZATION			
	Total		
Number of Precincts	0		
Precincts Reporting	0		
Vote For	1		
Times Counted	69044/129286	53.4 %	
Total Votes	66822		
Times Blank Voted	2195		
Times Over Voted	27		
Number Of Under Votes	0		
Yes	34682	51.90%	
No	32140	48.10%	

PROPOSITION 61 PRESCRIPTION DRUGS			
	Total		
Number of Precincts	0		
Precincts Reporting	0		
Vote For	1		
Times Counted	69044/129286	53.4 %	
Total Votes	64077		
Times Blank Voted	4910		
Times Over Voted	57		
Number Of Under Votes	0		
No	41098	64.14%	
Yes	22979	35.86%	

PROPOSITION 65 CARRYOUT BAGS			
	Total		
Number of Precincts	0		
Precincts Reporting	0		
Vote For	1		
Times Counted	69044/129286	53.4 %	
Total Votes	64748		
Times Blank Voted	4255		
Times Over Voted	41		
Number Of Under Votes	0		
No	36470	56.33%	
Yes	28278	43.67%	

PROPOSITION 62 DEATH PENALTY			
	Total		
Number of Precincts	0		
Precincts Reporting	0		
Vote For	1		
Times Counted	69044/129286	53.4 %	
Total Votes	65405		
Times Blank Voted	3603		
Times Over Voted	36		
Number Of Under Votes	0		
No	40841	62.44%	
Yes	24564	37.56%	

PROPOSITION 66 DEATH PENALTY SENTENCES			
	Total		
Number of Precincts	0		
Precincts Reporting	0		
Vote For	1		
Times Counted	69044/129286	53.4 %	
Total Votes	62485		
Times Blank Voted	6527		
Times Over Voted	32		
Number Of Under Votes	0		
Yes	34767	55.64%	
No	27718	44.36%	

Election Summary Report
 Official Results November 8, 2016
 PRESIDENTIAL GENERAL ELECTION
 Butte County, California
 Vote by Mail and Mailed Ballot Precincts

Date: 11/23/16
 Time: 08:00:27
 Page: 7 of 8

Registered Voters 129286 - Cards Cast 69044 53.40%

Num. Report Precinct 0 - Num. Reporting 0 0.00%

PROPOSITION 67 PLASTIC BAG			
BAN		Total	
Number of Precincts		0	
Precincts Reporting		0	
Vote For		1	
Times Counted	69044/129286	53.4 %	
Total Votes		65859	
Times Blank Voted		3162	
Times Over Voted		23	
Number Of Under Votes		0	
No	34216	51.95%	
Yes	31643	48.05%	

MEASURE L BUTTE COUNTY			
MEDICAL CANNABIS		Total	
Number of Precincts		0	
Precincts Reporting		0	
Vote For		1	
Times Counted	69044/129286	53.4 %	
Total Votes		63609	
Times Blank Voted		5410	
Times Over Voted		25	
Number Of Under Votes		0	
No	37116	58.35%	
Yes	26493	41.65%	

MEASURE J BUTTE COLLEGE			
BOND		Total	
Number of Precincts		0	
Precincts Reporting		0	
Vote For		1	
Times Counted	68814/128989	53.3 %	
Total Votes		63655	
Times Blank Voted		5141	
Times Over Voted		18	
Number Of Under Votes		0	
Bonds-Yes	41807	65.68%	
Bonds-No	21848	34.32%	

MEASURE M-1 COUNTY			
UNINCORPORATED AREA		Total	
Number of Precincts		0	
Precincts Reporting		0	
Vote For		1	
Times Counted	1793/3092	58.0 %	
Total Votes		1728	
Times Blank Voted		64	
Times Over Voted		1	
Number Of Under Votes		0	
No	884	51.16%	
Yes	844	48.84%	

MEASURE Q YUBA COLLEGE			
BOND		Total	
Number of Precincts		0	
Precincts Reporting		0	
Vote For		1	
Times Counted	230/297	77.4 %	
Total Votes		203	
Times Blank Voted		27	
Times Over Voted		0	
Number Of Under Votes		0	
Bonds-No	117	57.64%	
Bonds-Yes	86	42.36%	

MEASURE M-2 CITY OF BIGGS			
		Total	
Number of Precincts		0	
Precincts Reporting		0	
Vote For		1	
Times Counted	383/808	47.4 %	
Total Votes		373	
Times Blank Voted		10	
Times Over Voted		0	
Number Of Under Votes		0	
No	214	57.37%	
Yes	159	42.63%	

MEASURE K CHICO UNIFIED BOND			
		Total	
Number of Precincts		0	
Precincts Reporting		0	
Vote For		1	
Times Counted	33422/64306	52.0 %	
Total Votes		30843	
Times Blank Voted		2569	
Times Over Voted		10	
Number Of Under Votes		0	
Bonds-Yes	21220	68.80%	
Bonds-No	9623	31.20%	

MEASURE M-3 CITY OF GRIDLEY			
		Total	
Number of Precincts		0	
Precincts Reporting		0	
Vote For		1	
Times Counted	1320/2952	44.7 %	
Total Votes		1273	
Times Blank Voted		47	
Times Over Voted		0	
Number Of Under Votes		0	
Yes	663	52.08%	
No	610	47.92%	

Election Summary Report
 Official Results November 8, 2016
PRESIDENTIAL GENERAL ELECTION
 Butte County, California
 Vote by Mail and Mailed Ballot Precincts

Date:11/23/16
 Time:08:00:27
 Page:8 of 8

Registered Voters 129286 - Cards Cast 69044 53.40%

Num. Report Precinct 0 - Num. Reporting 0 0.00%

MEASURE N CITY OF CHICO			
CHARTER AMENDMENT			
	Total		
Number of Precincts	0		
Precincts Reporting	0		
Vote For	1		
Times Counted	24561/50015	49.1 %	
Total Votes	19815		
Times Blank Voted	4741		
Times Over Voted	5		
Number Of Under Votes	0		
Yes	14504	73.20%	
No	5311	26.80%	

MEASURE O CITY OF CHICO			
CHARTER AMENDMENT			
	Total		
Number of Precincts	0		
Precincts Reporting	0		
Vote For	1		
Times Counted	24561/50015	49.1 %	
Total Votes	20242		
Times Blank Voted	4315		
Times Over Voted	4		
Number Of Under Votes	0		
Yes	16631	82.16%	
No	3611	17.84%	

MEASURE P CITY OF CHICO			
CHARTER AMENDMENT			
	Total		
Number of Precincts	0		
Precincts Reporting	0		
Vote For	1		
Times Counted	24561/50015	49.1 %	
Total Votes	19982		
Times Blank Voted	4578		
Times Over Voted	1		
Number Of Under Votes	0		
Yes	13519	67.66%	
No	6463	32.34%	

MEASURE R CITY OF OROVILLE			
SALES TAX			
	Total		
Number of Precincts	0		
Precincts Reporting	0		
Vote For	1		
Times Counted	4047/8397	48.2 %	
Total Votes	3863		
Times Blank Voted	184		
Times Over Voted	0		
Number Of Under Votes	0		
No	2178	56.38%	
Yes	1685	43.62%	

Election Summary Report
 Official Results November 8, 2016
PRESIDENTIAL GENERAL ELECTION
 Butte County, California
 Polling Place Precincts

Date:11/23/16
 Time:08:01:02
 Page:1 of 8

Registered Voters 129286 - Cards Cast 29835 23.08%

Num. Report Precinct 141 - Num. Reporting 141 100.00%

PRESIDENT/VICE PRESIDENT		
	Total	
Number of Precincts	141	
Precincts Reporting	141	100.0 %
Vote For	1	
Times Counted	29835/129286	23.1 %
Total Votes	29385	
Times Blank Voted	409	
Times Over Voted	41	
Number Of Under Votes	0	
CLINTON/KAINE	13252	45.10%
TRUMP/PENCE	12658	43.08%
JOHNSON/WELD	1493	5.08%
STEIN/BARAKA	978	3.33%
LA RIVA/BANKS	142	0.48%
Write-in Votes	862	2.93%

STATE ASSEMBLY 1ST DIST		
	Total	
Number of Precincts	23	
Precincts Reporting	23	100.0 %
Vote For	1	
Times Counted	2208/12788	17.3 %
Total Votes	1877	
Times Blank Voted	331	
Times Over Voted	0	
Number Of Under Votes	0	
BRIAN DAHLE	1183	63.03%
DONN COENEN	694	36.97%

UNITED STATES SENATOR		
	Total	
Number of Precincts	141	
Precincts Reporting	141	100.0 %
Vote For	1	
Times Counted	29835/129286	23.1 %
Total Votes	23171	
Times Blank Voted	6642	
Times Over Voted	22	
Number Of Under Votes	0	
KAMALA HARRIS	12254	52.89%
LORETTA SANCHEZ	10917	47.11%

STATE ASSEMBLY 3RD DIST		
	Total	
Number of Precincts	118	
Precincts Reporting	118	100.0 %
Vote For	1	
Times Counted	27627/116498	23.7 %
Total Votes	25281	
Times Blank Voted	2344	
Times Over Voted	2	
Number Of Under Votes	0	
JAMES GALLAGHER	13436	53.15%
EDWARD RITCHIE	11845	46.85%

U S REPRESENTATIVE 1ST DIST		
	Total	
Number of Precincts	141	
Precincts Reporting	141	100.0 %
Vote For	1	
Times Counted	29835/129286	23.1 %
Total Votes	28148	
Times Blank Voted	1682	
Times Over Voted	5	
Number Of Under Votes	0	
JIM REED	14498	51.51%
DOUG LA MALFA	13650	48.49%

DURHAM UNIFIED SD (3)		
	Total	
Number of Precincts	4	
Precincts Reporting	4	100.0 %
Vote For	3	
Times Counted	946/3352	28.2 %
Total Votes	2066	
Times Blank Voted	97	
Times Over Voted	2	
Number Of Under Votes	475	
ALEX DU BOSE	564	27.30%
KATHY HORN	470	22.75%
JENNIFER ZIEGENHIRT	345	16.70%
ROBERT BULTEMA	344	16.65%
ED MC LAUGHLIN	337	16.31%
Write-in Votes	6	0.29%

Election Summary Report
 Official Results November 8, 2016
 PRESIDENTIAL GENERAL ELECTION
 Butte County, California
 Polling Place Precincts

Date:11/23/16
 Time:08:01:02
 Page:2 of 8

Registered Voters 129286 - Cards Cast 29835 23.08%

Num. Report Precinct 141 - Num. Reporting 141 100.00%

MARYSVILLE JOINT UNIFIED SD		
TA 4 (1)		
	Total	
Number of Precincts	2	
Precincts Reporting	2	100.0 %
Vote For	1	
Times Counted	0/297	0.0 %
Total Votes	0	
Times Blank Voted	0	
Times Over Voted	0	
Number Of Under Votes	0	
BERNIE RECHS	0	N/A
PAUL ALLISON	0	N/A
TERRY BILADEAU	0	N/A
Write-in Votes	0	N/A

OROVILLE CITY ELEM SD (3)		
	Total	
Number of Precincts	17	
Precincts Reporting	17	100.0 %
Vote For	3	
Times Counted	2747/15076	18.2 %
Total Votes	4342	
Times Blank Voted	511	
Times Over Voted	1	
Number Of Under Votes	2363	
JULIAN DIAZ	1497	34.48%
CAROL SUTHERLAND	1020	23.49%
SANDRA BARNES	936	21.56%
JENNIFER MC LENDON	874	20.13%
Write-in Votes	15	0.35%

PARADISE UNIFIED SD (3)		
	Total	
Number of Precincts	23	
Precincts Reporting	23	100.0 %
Vote For	3	
Times Counted	5700/25866	22.0 %
Total Votes	11177	
Times Blank Voted	942	
Times Over Voted	3	
Number Of Under Votes	3088	
MICHAEL GREER	2791	24.97%
MELISSA CRICK	2170	19.41%
DONNA NICHOLS	1969	17.62%
RICH GINGERY, JR	1887	16.88%
ROGER BYLUND	1716	15.35%
CHRIS CLIFFORD	612	5.48%
Write-in Votes	32	0.29%

PALERMO UNION SD FT (2)		
	Total	
Number of Precincts	6	
Precincts Reporting	6	100.0 %
Vote For	2	
Times Counted	658/3967	16.6 %
Total Votes	819	
Times Blank Voted	98	
Times Over Voted	0	
Number Of Under Votes	301	
DEBBIE HOFFMAN	264	32.23%
JESSICA KING	234	28.57%
RICK WULBERN	200	24.42%
WALTER HANCOCK	121	14.77%
Write-in Votes	0	0.00%

OROVILLE HIGH SD (2)		
	Total	
Number of Precincts	39	
Precincts Reporting	39	100.0 %
Vote For	2	
Times Counted	4540/28354	16.0 %
Total Votes	5634	
Times Blank Voted	727	
Times Over Voted	1	
Number Of Under Votes	1990	
RAY SEHORN	2353	41.76%
SCOTT DAMON	2049	36.37%
JOSEPH BOEHME	1216	21.58%
Write-in Votes	16	0.28%

THERMALITO UNION SD (2)		
	Total	
Number of Precincts	7	
Precincts Reporting	7	100.0 %
Vote For	2	
Times Counted	699/5402	12.9 %
Total Votes	850	
Times Blank Voted	140	
Times Over Voted	1	
Number Of Under Votes	266	
ALICIA WALKER	326	38.35%
TORI ANDERSON	294	34.59%
MARK WALKER	225	26.47%
Write-in Votes	5	0.59%

Election Summary Report
 Official Results November 8, 2016
 PRESIDENTIAL GENERAL ELECTION
 Butte County, California
 Polling Place Precincts

Date:11/23/16
 Time:08:01:02
 Page:3 of 8

Registered Voters 129286 - Cards Cast 29835 23.08%

Num. Report Precinct 141 - Num. Reporting 141 100.00%

COUNTY SUPERVISOR 5TH DIST		
	Total	
Number of Precincts	32	
Precincts Reporting	32	100.0 %
Vote For	1	
Times Counted	6162/29360	21.0 %
Total Votes	5418	
Times Blank Voted	741	
Times Over Voted	3	
Number Of Under Votes	0	
DOUG TEETER	2804	51.75%
BIG MO HUFFMAN	2601	48.01%
Write-in Votes	13	0.24%

CITY OF GRIDLEY COUNCIL (3)		
	Total	
Number of Precincts	2	
Precincts Reporting	2	100.0 %
Vote For	3	
Times Counted	805/2952	27.3 %
Total Votes	1454	
Times Blank Voted	56	
Times Over Voted	0	
Number Of Under Votes	793	
CHRIS WILLIAMS	408	28.06%
GARY DAVIDSON	373	25.65%
FRANK HALL	346	23.80%
RUKHSANA KHAN	323	22.21%
Write-in Votes	4	0.28%

CITY OF BIGGS COUNCIL (2)		
	Total	
Number of Precincts	1	
Precincts Reporting	1	100.0 %
Vote For	2	
Times Counted	223/808	27.6 %
Total Votes	299	
Times Blank Voted	16	
Times Over Voted	0	
Number Of Under Votes	115	
ROGER FRITH	116	38.80%
JOHN BUSCH	95	31.77%
NATHAN WILKINSON	86	28.76%
Write-in Votes	2	0.67%

CITY OF OROVILLE COUNCIL (3)		
	Total	
Number of Precincts	12	
Precincts Reporting	12	100.0 %
Vote For	3	
Times Counted	1434/8397	17.1 %
Total Votes	3196	
Times Blank Voted	134	
Times Over Voted	3	
Number Of Under Votes	695	
LINDA DRAPER	502	15.71%
JANET GOODSON	485	15.18%
SCOTT THOMSON	434	13.58%
MARK GROVER	378	11.83%
DAVID PITTMAN	327	10.23%
AL SIMPSON	273	8.54%
SOU J. VANG	235	7.35%
ALFRED JONES III	185	5.79%
CLAY HEMSTALK	161	5.04%
THIL WILCOX	117	3.66%
CHERI BUNKER	91	2.85%
Write-in Votes	8	0.25%

CITY OF CHICO COUNCIL (4)		
	Total	
Number of Precincts	38	
Precincts Reporting	38	100.0 %
Vote For	4	
Times Counted	14302/50015	28.6 %
Total Votes	40472	
Times Blank Voted	1652	
Times Over Voted	13	
Number Of Under Votes	10076	
ANN SCHWAB	5524	13.65%
SEAN MORGAN	5214	12.88%
RANDALL STONE	5095	12.59%
KARL ORY	5000	12.35%
TAMI RITTER	4737	11.70%
JOVANNI TRICERRI	3517	8.69%
LORETTA TORRES	3350	8.28%
LISA DUARTE	2174	5.37%
JEFFREY GLATZ	2052	5.07%
MERCEDES MACIAS	1896	4.68%
JON SCOTT	1828	4.52%
Write-in Votes	85	0.21%

Election Summary Report
 Official Results November 8, 2016
 PRESIDENTIAL GENERAL ELECTION
 Butte County, California
 Polling Place Precincts

Date:11/23/16
 Time:08:01:02
 Page:4 of 8

Registered Voters 129286 - Cards Cast 29835 23.08%

Num. Report Precinct 141 - Num. Reporting 141 100.00%

TOWN OF PARADISE COUNCIL (3)		
	Total	
Number of Precincts	15	
Precincts Reporting	15	100.0 %
Vote For	3	
Times Counted	4156/17414	23.9 %
Total Votes	7700	
Times Blank Voted	568	
Times Over Voted	1	
Number Of Under Votes	3061	
GREG BOLIN	1929	25.05%
MIKE ZUCCOLILLO	1886	24.49%
MELISSA SCHUSTER	1568	20.36%
WOODY CULLETON	1394	18.10%
STAN MC ETCHIN	906	11.77%
Write-in Votes	17	0.22%

CHICO AREA REC/PARK DIST (2)		
	Total	
Number of Precincts	53	
Precincts Reporting	53	100.0 %
Vote For	2	
Times Counted	16729/62006	27.0 %
Total Votes	18998	
Times Blank Voted	3704	
Times Over Voted	2	
Number Of Under Votes	7048	
MICHAEL WORLEY	9209	48.47%
TOM LANDO	4150	21.84%
DAVE DONNAN	2970	15.63%
JERRY HUGHES	2610	13.74%
Write-in Votes	59	0.31%

PARADISE IRRIGATION DIST DIV 1 (1)		
	Total	
Number of Precincts	13	
Precincts Reporting	13	100.0 %
Vote For	1	
Times Counted	4154/17157	24.2 %
Total Votes	3509	
Times Blank Voted	634	
Times Over Voted	11	
Number Of Under Votes	0	
DANIEL WENTLAND	1785	50.87%
ROBIN HUFFMAN	1195	34.06%
KEN HUNT	519	14.79%
Write-in Votes	10	0.28%

PARADISE REC/PARK DIST FT (2)		
	Total	
Number of Precincts	29	
Precincts Reporting	29	100.0 %
Vote For	2	
Times Counted	5897/27126	21.7 %
Total Votes	6739	
Times Blank Voted	1284	
Times Over Voted	0	
Number Of Under Votes	2487	
ROBERT ANDERSON	2979	44.21%
JULIE VAN ROEKEL	1905	28.27%
TESSA MILEY	1835	27.23%
Write-in Votes	20	0.30%

PARADISE IRRIGATION DIST DIV 5 (1)		
	Total	
Number of Precincts	13	
Precincts Reporting	13	100.0 %
Vote For	1	
Times Counted	4154/17157	24.2 %
Total Votes	3149	
Times Blank Voted	1003	
Times Over Voted	2	
Number Of Under Votes	0	
CLIFF JACOBSON	2027	64.37%
LORETTA GRIFFIN	1103	35.03%
Write-in Votes	19	0.60%

NORTH YUBA WATER DIST DIV 1 (1)		
	Total	
Number of Precincts	1	
Precincts Reporting	1	100.0 %
Vote For	1	
Times Counted	0/153	0.0 %
Total Votes	0	
Times Blank Voted	0	
Times Over Voted	0	
Number Of Under Votes	0	
ALTON WRIGHT	0	N/A
DOUG NEILSON	0	N/A
Write-in Votes	0	N/A

Election Summary Report
 Official Results November 8, 2016
PRESIDENTIAL GENERAL ELECTION
 Butte County, California
 Polling Place Precincts

Date:11/23/16
 Time:08:01:02
 Page:5 of 8

Registered Voters 129286 - Cards Cast 29835 23.08%

Num. Report Precinct 141 - Num. Reporting 141 100.00%

PROPOSITION 51 SCHOOL BONDS			
	Total		
Number of Precincts	141		
Precincts Reporting	141	100.0 %	
Vote For	1		
Times Counted	29835/129286	23.1 %	
Total Votes	27788		
Times Blank Voted	2042		
Times Over Voted	5		
Number Of Under Votes	0		
Yes	15356	55.26%	
No	12432	44.74%	

PROPOSITION 55 TAX FUND EDUCATION HEALTHCARE			
	Total		
Number of Precincts	141		
Precincts Reporting	141	100.0 %	
Vote For	1		
Times Counted	29835/129286	23.1 %	
Total Votes	27687		
Times Blank Voted	2137		
Times Over Voted	11		
Number Of Under Votes	0		
Yes	16849	60.86%	
No	10838	39.14%	

PROPOSITION 52 MEDI-CAL HOSPITAL FEE			
	Total		
Number of Precincts	141		
Precincts Reporting	141	100.0 %	
Vote For	1		
Times Counted	29835/129286	23.1 %	
Total Votes	27375		
Times Blank Voted	2454		
Times Over Voted	6		
Number Of Under Votes	0		
Yes	18238	66.62%	
No	9137	33.38%	

PROPOSITION 56 CIGARETTE TAX			
	Total		
Number of Precincts	141		
Precincts Reporting	141	100.0 %	
Vote For	1		
Times Counted	29835/129286	23.1 %	
Total Votes	28792		
Times Blank Voted	1041		
Times Over Voted	2		
Number Of Under Votes	0		
Yes	15285	53.09%	
No	13507	46.91%	

PROPOSITION 53 REVENUE BONDS			
	Total		
Number of Precincts	141		
Precincts Reporting	141	100.0 %	
Vote For	1		
Times Counted	29835/129286	23.1 %	
Total Votes	26844		
Times Blank Voted	2982		
Times Over Voted	9		
Number Of Under Votes	0		
Yes	13938	51.92%	
No	12906	48.08%	

PROPOSITION 57 CRIMINAL SENTENCES			
	Total		
Number of Precincts	141		
Precincts Reporting	141	100.0 %	
Vote For	1		
Times Counted	29835/129286	23.1 %	
Total Votes	28102		
Times Blank Voted	1728		
Times Over Voted	5		
Number Of Under Votes	0		
Yes	16023	57.02%	
No	12079	42.98%	

PROPOSITION 54 LEGISLATION AND PROCEEDINGS			
	Total		
Number of Precincts	141		
Precincts Reporting	141	100.0 %	
Vote For	1		
Times Counted	29835/129286	23.1 %	
Total Votes	27100		
Times Blank Voted	2730		
Times Over Voted	5		
Number Of Under Votes	0		
Yes	18541	68.42%	
No	8559	31.58%	

PROPOSITION 58 ENGLISH PROFICIENCY			
	Total		
Number of Precincts	141		
Precincts Reporting	141	100.0 %	
Vote For	1		
Times Counted	29835/129286	23.1 %	
Total Votes	27829		
Times Blank Voted	2001		
Times Over Voted	5		
Number Of Under Votes	0		
Yes	19855	71.35%	
No	7974	28.65%	

Election Summary Report
 Official Results November 8, 2016
PRESIDENTIAL GENERAL ELECTION
 Butte County, California
 Polling Place Precincts

Date:11/23/16
 Time:08:01:02
 Page:6 of 8

Registered Voters 129286 - Cards Cast 29835 23.08%

Num. Report Precinct 141 - Num. Reporting 141 100.00%

PROPOSITION 59 POLITICAL SPENDING ADVISORY			
	Total		
Number of Precincts	141		
Precincts Reporting	141	100.0 %	
Vote For	1		
Times Counted	29835/129286	23.1 %	
Total Votes	26118		
Times Blank Voted	3710		
Times Over Voted	7		
Number Of Under Votes	0		
Yes	13660	52.30%	
No	12458	47.70%	

PROPOSITION 63 FIREARMS			
	Total		
Number of Precincts	141		
Precincts Reporting	141	100.0 %	
Vote For	1		
Times Counted	29835/129286	23.1 %	
Total Votes	28265		
Times Blank Voted	1564		
Times Over Voted	6		
Number Of Under Votes	0		
No	15744	55.70%	
Yes	12521	44.30%	

PROPOSITION 60 ADULT FILMS			
	Total		
Number of Precincts	141		
Precincts Reporting	141	100.0 %	
Vote For	1		
Times Counted	29835/129286	23.1 %	
Total Votes	27369		
Times Blank Voted	2463		
Times Over Voted	3		
Number Of Under Votes	0		
No	17491	63.91%	
Yes	9878	36.09%	

PROPOSITION 64 MARIJUANA LEGALIZATION			
	Total		
Number of Precincts	141		
Precincts Reporting	141	100.0 %	
Vote For	1		
Times Counted	29835/129286	23.1 %	
Total Votes	28909		
Times Blank Voted	924		
Times Over Voted	2		
Number Of Under Votes	0		
Yes	16352	56.56%	
No	12557	43.44%	

PROPOSITION 61 PRESCRIPTION DRUGS			
	Total		
Number of Precincts	141		
Precincts Reporting	141	100.0 %	
Vote For	1		
Times Counted	29835/129286	23.1 %	
Total Votes	27180		
Times Blank Voted	2650		
Times Over Voted	5		
Number Of Under Votes	0		
No	16006	58.89%	
Yes	11174	41.11%	

PROPOSITION 65 CARRYOUT BAGS			
	Total		
Number of Precincts	141		
Precincts Reporting	141	100.0 %	
Vote For	1		
Times Counted	29835/129286	23.1 %	
Total Votes	27683		
Times Blank Voted	2149		
Times Over Voted	3		
Number Of Under Votes	0		
No	14894	53.80%	
Yes	12789	46.20%	

PROPOSITION 62 DEATH PENALTY			
	Total		
Number of Precincts	141		
Precincts Reporting	141	100.0 %	
Vote For	1		
Times Counted	29835/129286	23.1 %	
Total Votes	27995		
Times Blank Voted	1835		
Times Over Voted	5		
Number Of Under Votes	0		
No	16237	58.00%	
Yes	11758	42.00%	

PROPOSITION 66 DEATH PENALTY SENTENCES			
	Total		
Number of Precincts	141		
Precincts Reporting	141	100.0 %	
Vote For	1		
Times Counted	29835/129286	23.1 %	
Total Votes	26396		
Times Blank Voted	3429		
Times Over Voted	10		
Number Of Under Votes	0		
Yes	13825	52.38%	
No	12571	47.62%	

Election Summary Report
 Official Results November 8, 2016
 PRESIDENTIAL GENERAL ELECTION
 Butte County, California
 Polling Place Precincts

Date:11/23/16
 Time:08:01:02
 Page:7 of 8

Registered Voters 129286 - Cards Cast 29835 23.08%

Num. Report Precinct 141 - Num. Reporting 141 100.00%

PROPOSITION 67 PLASTIC BAG			
BAN			
	Total		
Number of Precincts	141		
Precincts Reporting	141	100.0 %	
Vote For	1		
Times Counted	29835/129286	23.1 %	
Total Votes	28163		
Times Blank Voted	1667		
Times Over Voted	5		
Number Of Under Votes	0		
Yes	15023	53.34%	
No	13140	46.66%	

MEASURE L BUTTE COUNTY			
MEDICAL CANNABIS			
	Total		
Number of Precincts	141		
Precincts Reporting	141	100.0 %	
Vote For	1		
Times Counted	29835/129286	23.1 %	
Total Votes	26790		
Times Blank Voted	3044		
Times Over Voted	1		
Number Of Under Votes	0		
Yes	13827	51.61%	
No	12963	48.39%	

MEASURE J BUTTE COLLEGE			
BOND			
	Total		
Number of Precincts	139		
Precincts Reporting	139	100.0 %	
Vote For	1		
Times Counted	29835/128989	23.1 %	
Total Votes	26925		
Times Blank Voted	2906		
Times Over Voted	4		
Number Of Under Votes	0		
Bonds-Yes	18886	70.14%	
Bonds-No	8039	29.86%	

MEASURE M-1 COUNTY			
UNINCORPORATED AREA			
	Total		
Number of Precincts	4		
Precincts Reporting	4	100.0 %	
Vote For	1		
Times Counted	639/3092	20.7 %	
Total Votes	605		
Times Blank Voted	34		
Times Over Voted	0		
Number Of Under Votes	0		
Yes	333	55.04%	
No	272	44.96%	

MEASURE Q YUBA COLLEGE			
BOND			
	Total		
Number of Precincts	2		
Precincts Reporting	2	100.0 %	
Vote For	1		
Times Counted	0/297	0.0 %	
Total Votes	0		
Times Blank Voted	0		
Times Over Voted	0		
Number Of Under Votes	0		
Bonds-Yes	0	N/A	
Bonds-No	0	N/A	

MEASURE M-2 CITY OF BIGGS			
	Total		
Number of Precincts	1		
Precincts Reporting	1	100.0 %	
Vote For	1		
Times Counted	223/808	27.6 %	
Total Votes	204		
Times Blank Voted	19		
Times Over Voted	0		
Number Of Under Votes	0		
No	128	62.75%	
Yes	76	37.25%	

MEASURE K CHICO UNIFIED BOND			
	Total		
Number of Precincts	63		
Precincts Reporting	63	100.0 %	
Vote For	1		
Times Counted	16975/64306	26.4 %	
Total Votes	15210		
Times Blank Voted	1762		
Times Over Voted	3		
Number Of Under Votes	0		
Bonds-Yes	11480	75.48%	
Bonds-No	3730	24.52%	

MEASURE M-3 CITY OF GRIDLEY			
	Total		
Number of Precincts	2		
Precincts Reporting	2	100.0 %	
Vote For	1		
Times Counted	805/2952	27.3 %	
Total Votes	775		
Times Blank Voted	30		
Times Over Voted	0		
Number Of Under Votes	0		
Yes	405	52.26%	
No	370	47.74%	

Election Summary Report
 Official Results November 8, 2016
 PRESIDENTIAL GENERAL ELECTION
 Butte County, California
 Polling Place Precincts

Date:11/23/16
 Time:08:01:02
 Page:8 of 8

Registered Voters 129286 - Cards Cast 29835 23.08%

Num. Report Precinct 141 - Num. Reporting 141 100.00%

MEASURE N CITY OF CHICO			
CHARTER AMENDMENT			
	Total		
Number of Precincts	38		
Precincts Reporting	38	100.0 %	
Vote For	1		
Times Counted	14302/50015	28.6 %	
Total Votes	10890		
Times Blank Voted	3411		
Times Over Voted	1		
Number Of Under Votes	0		
Yes	7317	67.19%	
No	3573	32.81%	

MEASURE O CITY OF CHICO			
CHARTER AMENDMENT			
	Total		
Number of Precincts	38		
Precincts Reporting	38	100.0 %	
Vote For	1		
Times Counted	14302/50015	28.6 %	
Total Votes	11067		
Times Blank Voted	3230		
Times Over Voted	5		
Number Of Under Votes	0		
Yes	8700	78.61%	
No	2367	21.39%	

MEASURE P CITY OF CHICO			
CHARTER AMENDMENT			
	Total		
Number of Precincts	38		
Precincts Reporting	38	100.0 %	
Vote For	1		
Times Counted	14302/50015	28.6 %	
Total Votes	10867		
Times Blank Voted	3432		
Times Over Voted	3		
Number Of Under Votes	0		
Yes	6778	62.37%	
No	4089	37.63%	

MEASURE R CITY OF OROVILLE			
SALES TAX			
	Total		
Number of Precincts	12		
Precincts Reporting	12	100.0 %	
Vote For	1		
Times Counted	1434/8397	17.1 %	
Total Votes	1321		
Times Blank Voted	113		
Times Over Voted	0		
Number Of Under Votes	0		
No	756	57.23%	
Yes	565	42.77%	

Statement of Votes Cast
 Official Results November 8, 2016
 PRESIDENTIAL GENERAL ELECTION
 Butte County, California

Date:11/23/16
 Time:08:04:40
 Page:1 of 1904

	TURN OUT		
	Reg. Voters	Cards Cast	% Turnout
Jurisdiction Wide			
1101			
Poll-OS	1125	108	9.60%
Poll-TS	1125	54	4.80%
VBM	1125	493	43.82%
MB	1125	0	0.00%
Total	1125	655	58.22%
1102			
Poll-OS	1353	175	12.93%
Poll-TS	1353	88	6.50%
VBM	1353	607	44.86%
MB	1353	0	0.00%
Total	1353	870	64.30%
1103			
Poll-OS	1459	166	11.38%
Poll-TS	1459	124	8.50%
VBM	1459	684	46.88%
MB	1459	0	0.00%
Total	1459	974	66.76%
1104			
Poll-OS	1488	208	13.98%
Poll-TS	1488	112	7.53%
VBM	1488	797	53.56%
MB	1488	0	0.00%
Total	1488	1117	75.07%
1105			
Poll-OS	1027	130	12.66%
Poll-TS	1027	69	6.72%
VBM	1027	540	52.58%
MB	1027	0	0.00%
Total	1027	739	71.96%
1106			
Poll-OS	1189	128	10.77%
Poll-TS	1189	59	4.96%
VBM	1189	426	35.83%
MB	1189	0	0.00%
Total	1189	613	51.56%
1801			
Poll-OS	1478	137	9.27%
Poll-TS	1478	139	9.40%
VBM	1478	801	54.19%
MB	1478	0	0.00%
Total	1478	1077	72.87%
1802			
Poll-OS	1024	97	9.47%
Poll-TS	1024	96	9.38%
VBM	1024	602	58.79%
MB	1024	0	0.00%
Total	1024	795	77.64%
1803			
Poll-OS	903	90	9.97%
Poll-TS	903	82	9.08%
VBM	903	432	47.84%
MB	903	0	0.00%
Total	903	604	66.89%
1804			
Poll-OS	1165	109	9.36%
Poll-TS	1165	84	7.21%
VBM	1165	606	52.02%
MB	1165	0	0.00%
Total	1165	799	68.58%

Statement of Votes Cast
 Official Results November 8, 2016
 PRESIDENTIAL GENERAL ELECTION
 Butte County, California

Date:11/23/16
 Time:08:04:40
 Page:2 of 1904

	TURN OUT		
	Reg. Voters	Cards Cast	% Turnout
1805			
Poll-OS	1387	168	12.11%
Poll-TS	1387	86	6.20%
VBM	1387	882	63.59%
MB	1387	0	0.00%
Total	1387	1136	81.90%
1806			
Poll-OS	1026	116	11.31%
Poll-TS	1026	72	7.02%
VBM	1026	679	66.18%
MB	1026	0	0.00%
Total	1026	867	84.50%
1807			
Poll-OS	1176	166	14.12%
Poll-TS	1176	54	4.59%
VBM	1176	578	49.15%
MB	1176	0	0.00%
Total	1176	798	67.86%
1808			
Poll-OS	1333	187	14.03%
Poll-TS	1333	71	5.33%
VBM	1333	611	45.84%
MB	1333	0	0.00%
Total	1333	869	65.19%
1809			
Poll-OS	1258	185	14.71%
Poll-TS	1258	74	5.88%
VBM	1258	695	55.25%
MB	1258	0	0.00%
Total	1258	954	75.83%
1810			
Poll-OS	632	95	15.03%
Poll-TS	632	22	3.48%
VBM	632	365	57.75%
MB	632	0	0.00%
Total	632	482	76.27%
1811			
Poll-OS	1088	164	15.07%
Poll-TS	1088	55	5.06%
VBM	1088	588	54.04%
MB	1088	0	0.00%
Total	1088	807	74.17%
1812			
Poll-OS	938	154	16.42%
Poll-TS	938	44	4.69%
VBM	938	470	50.11%
MB	938	0	0.00%
Total	938	668	71.22%
1901			
Poll-OS	265	3	1.13%
Poll-TS	265	0	0.00%
VBM	265	0	0.00%
MB	265	177	66.79%
Total	265	180	67.92%
1902			
Poll-OS	12	0	0.00%
Poll-TS	12	0	0.00%
VBM	12	0	0.00%
MB	12	9	75.00%
Total	12	9	75.00%
1903			

Statement of Votes Cast
 Official Results November 8, 2016
 PRESIDENTIAL GENERAL ELECTION
 Butte County, California

Date:11/23/16
 Time:08:04:40
 Page:3 of 1904

	TURN OUT		
	Reg. Voters	Cards Cast	% Turnout
Poll-OS	0	0	-
Poll-TS	0	0	-
VBM	0	0	-
MB	0	0	-
Total	0	0	-
1904			
Poll-OS	0	0	-
Poll-TS	0	0	-
VBM	0	0	-
MB	0	0	-
Total	0	0	-
1905			
Poll-OS	449	6	1.34%
Poll-TS	449	0	0.00%
VBM	449	0	0.00%
MB	449	307	68.37%
Total	449	313	69.71%
1906			
Poll-OS	490	8	1.63%
Poll-TS	490	0	0.00%
VBM	490	0	0.00%
MB	490	362	73.88%
Total	490	370	75.51%
1907			
Poll-OS	144	0	0.00%
Poll-TS	144	0	0.00%
VBM	144	0	0.00%
MB	144	127	88.19%
Total	144	127	88.19%
1908			
Poll-OS	512	4	0.78%
Poll-TS	512	0	0.00%
VBM	512	0	0.00%
MB	512	388	75.78%
Total	512	392	76.56%
1909			
Poll-OS	462	7	1.52%
Poll-TS	462	0	0.00%
VBM	462	0	0.00%
MB	462	340	73.59%
Total	462	347	75.11%
1910			
Poll-OS	393	6	1.53%
Poll-TS	393	0	0.00%
VBM	393	0	0.00%
MB	393	252	64.12%
Total	393	258	65.65%
1911			
Poll-OS	110	0	0.00%
Poll-TS	110	0	0.00%
VBM	110	0	0.00%
MB	110	78	70.91%
Total	110	78	70.91%
1912			
Poll-OS	153	0	0.00%
Poll-TS	153	0	0.00%
VBM	153	0	0.00%
MB	153	103	67.32%
Total	153	103	67.32%
1913			
Poll-OS	54	0	0.00%

Statement of Votes Cast
 Official Results November 8, 2016
 PRESIDENTIAL GENERAL ELECTION
 Butte County, California

Date:11/23/16
 Time:08:04:40
 Page:4 of 1904

	TURN OUT		
	Reg. Voters	Cards Cast	% Turnout
Poll-TS	54	0	0.00%
VBM	54	0	0.00%
MB	54	43	79.63%
Total	54	43	79.63%
1914			
Poll-OS	122	3	2.46%
Poll-TS	122	0	0.00%
VBM	122	0	0.00%
MB	122	95	77.87%
Total	122	98	80.33%
2201			
Poll-OS	1404	250	17.81%
Poll-TS	1404	93	6.62%
VBM	1404	824	58.69%
MB	1404	0	0.00%
Total	1404	1167	83.12%
2202			
Poll-OS	1005	176	17.51%
Poll-TS	1005	91	9.05%
VBM	1005	565	56.22%
MB	1005	0	0.00%
Total	1005	832	82.79%
2203			
Poll-OS	1155	220	19.05%
Poll-TS	1155	78	6.75%
VBM	1155	681	58.96%
MB	1155	0	0.00%
Total	1155	979	84.76%
2204			
Poll-OS	2111	333	15.77%
Poll-TS	2111	176	8.34%
VBM	2111	1164	55.14%
MB	2111	0	0.00%
Total	2111	1673	79.25%
2205			
Poll-OS	1103	226	20.49%
Poll-TS	1103	78	7.07%
VBM	1103	606	54.94%
MB	1103	0	0.00%
Total	1103	910	82.50%
2206			
Poll-OS	795	232	29.18%
Poll-TS	795	54	6.79%
VBM	795	182	22.89%
MB	795	0	0.00%
Total	795	468	58.87%
2207			
Poll-OS	419	168	40.10%
Poll-TS	419	45	10.74%
VBM	419	118	28.16%
MB	419	0	0.00%
Total	419	331	79.00%
2208			
Poll-OS	1452	410	28.24%
Poll-TS	1452	90	6.20%
VBM	1452	382	26.31%
MB	1452	0	0.00%
Total	1452	882	60.74%
2209			
Poll-OS	1211	398	32.87%
Poll-TS	1211	89	7.35%

Statement of Votes Cast
 Official Results November 8, 2016
 PRESIDENTIAL GENERAL ELECTION
 Butte County, California

Date:11/23/16
 Time:08:04:40
 Page:5 of 1904

	TURN OUT		
	Reg. Voters	Cards Cast	% Turnout
VBM	1211	328	27.09%
MB	1211	0	0.00%
Total	1211	815	67.30%
2210			
Poll-OS	722	268	37.12%
Poll-TS	722	95	13.16%
VBM	722	210	29.09%
MB	722	0	0.00%
Total	722	573	79.36%
2211			
Poll-OS	1265	394	31.15%
Poll-TS	1265	106	8.38%
VBM	1265	534	42.21%
MB	1265	0	0.00%
Total	1265	1034	81.74%
2212			
Poll-OS	1202	328	27.29%
Poll-TS	1202	67	5.57%
VBM	1202	412	34.28%
MB	1202	0	0.00%
Total	1202	807	67.14%
2213			
Poll-OS	1216	325	26.73%
Poll-TS	1216	68	5.59%
VBM	1216	543	44.65%
MB	1216	0	0.00%
Total	1216	936	76.97%
2214			
Poll-OS	1103	246	22.30%
Poll-TS	1103	60	5.44%
VBM	1103	546	49.50%
MB	1103	0	0.00%
Total	1103	852	77.24%
2215			
Poll-OS	1164	224	19.24%
Poll-TS	1164	66	5.67%
VBM	1164	670	57.56%
MB	1164	0	0.00%
Total	1164	960	82.47%
2216			
Poll-OS	1114	200	17.95%
Poll-TS	1114	105	9.43%
VBM	1114	474	42.55%
MB	1114	0	0.00%
Total	1114	779	69.93%
2801			
Poll-OS	1556	325	20.89%
Poll-TS	1556	100	6.43%
VBM	1556	830	53.34%
MB	1556	0	0.00%
Total	1556	1255	80.66%
2802			
Poll-OS	832	172	20.67%
Poll-TS	832	20	2.40%
VBM	832	511	61.42%
MB	832	0	0.00%
Total	832	703	84.50%
2803			
Poll-OS	573	135	23.56%
Poll-TS	573	50	8.73%
VBM	573	177	30.89%

Statement of Votes Cast
 Official Results November 8, 2016
 PRESIDENTIAL GENERAL ELECTION
 Butte County, California

Date:11/23/16
 Time:08:04:40
 Page:6 of 1904

	TURN OUT		
	Reg. Voters	Cards Cast	% Turnout
MB	573	0	0.00%
Total	573	362	63.18%
2804			
Poll-OS	865	167	19.31%
Poll-TS	865	54	6.24%
VBM	865	452	52.25%
MB	865	0	0.00%
Total	865	673	77.80%
2805			
Poll-OS	1240	187	15.08%
Poll-TS	1240	86	6.94%
VBM	1240	746	60.16%
MB	1240	0	0.00%
Total	1240	1019	82.18%
2806			
Poll-OS	1346	136	10.10%
Poll-TS	1346	146	10.85%
VBM	1346	887	65.90%
MB	1346	0	0.00%
Total	1346	1169	86.85%
2901			
Poll-OS	526	5	0.95%
Poll-TS	526	0	0.00%
VBM	526	0	0.00%
MB	526	399	75.86%
Total	526	404	76.81%
2902			
Poll-OS	507	13	2.56%
Poll-TS	507	0	0.00%
VBM	507	0	0.00%
MB	507	409	80.67%
Total	507	422	83.23%
2903			
Poll-OS	3	0	0.00%
Poll-TS	3	0	0.00%
VBM	3	0	0.00%
MB	3	3	100.00%
Total	3	3	100.00%
3201			
Poll-OS	1523	386	25.34%
Poll-TS	1523	91	5.98%
VBM	1523	770	50.56%
MB	1523	0	0.00%
Total	1523	1247	81.88%
3202			
Poll-OS	2410	480	19.92%
Poll-TS	2410	137	5.68%
VBM	2410	1350	56.02%
MB	2410	0	0.00%
Total	2410	1967	81.62%
3203			
Poll-OS	1950	359	18.41%
Poll-TS	1950	115	5.90%
VBM	1950	1038	53.23%
MB	1950	0	0.00%
Total	1950	1512	77.54%
3204			
Poll-OS	1540	331	21.49%
Poll-TS	1540	86	5.58%
VBM	1540	746	48.44%
MB	1540	0	0.00%

Statement of Votes Cast
 Official Results November 8, 2016
 PRESIDENTIAL GENERAL ELECTION
 Butte County, California

Date:11/23/16
 Time:08:04:40
 Page:7 of 1904

	TURN OUT		
	Reg. Voters	Cards Cast	% Turnout
Total	1540	1163	75.52%
3205			
Poll-OS	1502	284	18.91%
Poll-TS	1502	93	6.19%
VBM	1502	899	59.85%
MB	1502	0	0.00%
Total	1502	1276	84.95%
3206			
Poll-OS	1701	382	22.46%
Poll-TS	1701	127	7.47%
VBM	1701	901	52.97%
MB	1701	0	0.00%
Total	1701	1410	82.89%
3207			
Poll-OS	1320	277	20.98%
Poll-TS	1320	92	6.97%
VBM	1320	773	58.56%
MB	1320	0	0.00%
Total	1320	1142	86.52%
3208			
Poll-OS	2034	456	22.42%
Poll-TS	2034	103	5.06%
VBM	2034	1149	56.49%
MB	2034	0	0.00%
Total	2034	1708	83.97%
3209			
Poll-OS	1329	338	25.43%
Poll-TS	1329	55	4.14%
VBM	1329	642	48.31%
MB	1329	0	0.00%
Total	1329	1035	77.88%
3210			
Poll-OS	1713	378	22.07%
Poll-TS	1713	122	7.12%
VBM	1713	890	51.96%
MB	1713	0	0.00%
Total	1713	1390	81.14%
3211			
Poll-OS	1171	250	21.35%
Poll-TS	1171	75	6.40%
VBM	1171	571	48.76%
MB	1171	0	0.00%
Total	1171	896	76.52%
3212			
Poll-OS	1333	241	18.08%
Poll-TS	1333	110	8.25%
VBM	1333	664	49.81%
MB	1333	0	0.00%
Total	1333	1015	76.14%
3213			
Poll-OS	1383	332	24.01%
Poll-TS	1383	41	2.96%
VBM	1383	642	46.42%
MB	1383	0	0.00%
Total	1383	1015	73.39%
3214			
Poll-OS	710	193	27.18%
Poll-TS	710	17	2.39%
VBM	710	397	55.92%
MB	710	0	0.00%
Total	710	607	85.49%

Statement of Votes Cast
 Official Results November 8, 2016
 PRESIDENTIAL GENERAL ELECTION
 Butte County, California

Date:11/23/16
 Time:08:04:40
 Page:8 of 1904

	TURN OUT		
	Reg. Voters	Cards Cast	% Turnout
3215			
Poll-OS	1281	181	14.13%
Poll-TS	1281	43	3.36%
VBM	1281	878	68.54%
MB	1281	0	0.00%
Total	1281	1102	86.03%
3216			
Poll-OS	760	160	21.05%
Poll-TS	760	48	6.32%
VBM	760	357	46.97%
MB	760	0	0.00%
Total	760	565	74.34%
3801			
Poll-OS	1171	272	23.23%
Poll-TS	1171	75	6.40%
VBM	1171	558	47.65%
MB	1171	0	0.00%
Total	1171	905	77.28%
3802			
Poll-OS	893	186	20.83%
Poll-TS	893	43	4.82%
VBM	893	537	60.13%
MB	893	0	0.00%
Total	893	766	85.78%
3901			
Poll-OS	3	0	0.00%
Poll-TS	3	0	0.00%
VBM	3	0	0.00%
MB	3	3	100.00%
Total	3	3	100.00%
3902			
Poll-OS	355	2	0.56%
Poll-TS	355	0	0.00%
VBM	355	0	0.00%
MB	355	298	83.94%
Total	355	300	84.51%
3903			
Poll-OS	11	0	0.00%
Poll-TS	11	0	0.00%
VBM	11	0	0.00%
MB	11	8	72.73%
Total	11	8	72.73%
3904			
Poll-OS	572	7	1.22%
Poll-TS	572	0	0.00%
VBM	572	0	0.00%
MB	572	414	72.38%
Total	572	421	73.60%
3905			
Poll-OS	255	4	1.57%
Poll-TS	255	0	0.00%
VBM	255	0	0.00%
MB	255	220	86.27%
Total	255	224	87.84%
3906			
Poll-OS	11	2	18.18%
Poll-TS	11	0	0.00%
VBM	11	0	0.00%
MB	11	10	90.91%
Total	11	12	109.09%
3907			

Statement of Votes Cast
 Official Results November 8, 2016
 PRESIDENTIAL GENERAL ELECTION
 Butte County, California

Date:11/23/16
 Time:08:04:40
 Page:9 of 1904

	TURN OUT		
	Reg. Voters	Cards Cast	% Turnout
Poll-OS	34	1	2.94%
Poll-TS	34	0	0.00%
VBM	34	0	0.00%
MB	34	28	82.35%
Total	34	29	85.29%
4201			
Poll-OS	1430	405	28.32%
Poll-TS	1430	67	4.69%
VBM	1430	377	26.36%
MB	1430	0	0.00%
Total	1430	849	59.37%
4202			
Poll-OS	1773	418	23.58%
Poll-TS	1773	88	4.96%
VBM	1773	775	43.71%
MB	1773	0	0.00%
Total	1773	1281	72.25%
4203			
Poll-OS	1404	264	18.80%
Poll-TS	1404	89	6.34%
VBM	1404	634	45.16%
MB	1404	0	0.00%
Total	1404	987	70.30%
4204			
Poll-OS	1904	365	19.17%
Poll-TS	1904	120	6.30%
VBM	1904	1013	53.20%
MB	1904	0	0.00%
Total	1904	1498	78.68%
4301			
Poll-OS	1730	347	20.06%
Poll-TS	1730	103	5.95%
VBM	1730	798	46.13%
MB	1730	0	0.00%
Total	1730	1248	72.14%
4302			
Poll-OS	1222	247	20.21%
Poll-TS	1222	108	8.84%
VBM	1222	522	42.72%
MB	1222	0	0.00%
Total	1222	877	71.77%
4401			
Poll-OS	808	148	18.32%
Poll-TS	808	75	9.28%
VBM	808	383	47.40%
MB	808	0	0.00%
Total	808	606	75.00%
4801			
Poll-OS	1590	212	13.33%
Poll-TS	1590	36	2.26%
VBM	1590	739	46.48%
MB	1590	0	0.00%
Total	1590	987	62.08%
4802			
Poll-OS	1482	178	12.01%
Poll-TS	1482	93	6.28%
VBM	1482	648	43.72%
MB	1482	0	0.00%
Total	1482	919	62.01%
4803			
Poll-OS	878	166	18.91%

Statement of Votes Cast
 Official Results November 8, 2016
 PRESIDENTIAL GENERAL ELECTION
 Butte County, California

Date:11/23/16
 Time:08:04:40
 Page:10 of 1904

	TURN OUT		
	Reg. Voters	Cards Cast	% Turnout
Poll-TS	878	43	4.90%
VBM	878	488	55.58%
MB	878	0	0.00%
Total	878	697	79.38%
4804			
Poll-OS	1292	157	12.15%
Poll-TS	1292	116	8.98%
VBM	1292	731	56.58%
MB	1292	0	0.00%
Total	1292	1004	77.71%
4805			
Poll-OS	853	221	25.91%
Poll-TS	853	89	10.43%
VBM	853	404	47.36%
MB	853	0	0.00%
Total	853	714	83.70%
4806			
Poll-OS	1898	394	20.76%
Poll-TS	1898	140	7.38%
VBM	1898	1040	54.79%
MB	1898	0	0.00%
Total	1898	1574	82.93%
4807			
Poll-OS	692	111	16.04%
Poll-TS	692	46	6.65%
VBM	692	386	55.78%
MB	692	0	0.00%
Total	692	543	78.47%
4808			
Poll-OS	2229	404	18.12%
Poll-TS	2229	65	2.92%
VBM	2229	1328	59.58%
MB	2229	0	0.00%
Total	2229	1797	80.62%
4901			
Poll-OS	479	10	2.09%
Poll-TS	479	0	0.00%
VBM	479	0	0.00%
MB	479	314	65.55%
Total	479	324	67.64%
4902			
Poll-OS	0	0	-
Poll-TS	0	0	-
VBM	0	0	-
MB	0	0	-
Total	0	0	-
4903			
Poll-OS	0	0	-
Poll-TS	0	0	-
VBM	0	0	-
MB	0	0	-
Total	0	0	-
4904			
Poll-OS	173	2	1.16%
Poll-TS	173	0	0.00%
VBM	173	0	0.00%
MB	173	122	70.52%
Total	173	124	71.68%
4905			
Poll-OS	230	0	0.00%
Poll-TS	230	0	0.00%

Statement of Votes Cast
 Official Results November 8, 2016
 PRESIDENTIAL GENERAL ELECTION
 Butte County, California

Date:11/23/16
 Time:08:04:40
 Page:11 of 1904

	TURN OUT		
	Reg. Voters	Cards Cast	% Turnout
VBM	230	0	0.00%
MB	230	188	81.74%
Total	230	188	81.74%
4906			
Poll-OS	0	0	-
Poll-TS	0	0	-
VBM	0	0	-
MB	0	0	-
Total	0	0	-
4907			
Poll-OS	106	0	0.00%
Poll-TS	106	0	0.00%
VBM	106	0	0.00%
MB	106	89	83.96%
Total	106	89	83.96%
4908			
Poll-OS	351	5	1.42%
Poll-TS	351	0	0.00%
VBM	351	0	0.00%
MB	351	220	62.68%
Total	351	225	64.10%
4909			
Poll-OS	34	0	0.00%
Poll-TS	34	0	0.00%
VBM	34	0	0.00%
MB	34	19	55.88%
Total	34	19	55.88%
4910			
Poll-OS	162	2	1.23%
Poll-TS	162	0	0.00%
VBM	162	0	0.00%
MB	162	124	76.54%
Total	162	126	77.78%
4911			
Poll-OS	137	4	2.92%
Poll-TS	137	0	0.00%
VBM	137	0	0.00%
MB	137	105	76.64%
Total	137	109	79.56%
4912			
Poll-OS	0	0	-
Poll-TS	0	0	-
VBM	0	0	-
MB	0	0	-
Total	0	0	-
5201			
Poll-OS	1400	234	16.71%
Poll-TS	1400	110	7.86%
VBM	1400	853	60.93%
MB	1400	0	0.00%
Total	1400	1197	85.50%
5501			
Poll-OS	949	159	16.75%
Poll-TS	949	81	8.54%
VBM	949	473	49.84%
MB	949	0	0.00%
Total	949	713	75.13%
5502			
Poll-OS	979	147	15.02%
Poll-TS	979	116	11.85%
VBM	979	522	53.32%

Statement of Votes Cast
 Official Results November 8, 2016
 PRESIDENTIAL GENERAL ELECTION
 Butte County, California

Date:11/23/16
 Time:08:04:40
 Page:12 of 1904

	TURN OUT		
	Reg. Voters	Cards Cast	% Turnout
MB	979	0	0.00%
Total	979	785	80.18%
5503			
Poll-OS	918	140	15.25%
Poll-TS	918	71	7.73%
VBM	918	532	57.95%
MB	918	0	0.00%
Total	918	743	80.94%
5504			
Poll-OS	904	188	20.80%
Poll-TS	904	48	5.31%
VBM	904	462	51.11%
MB	904	0	0.00%
Total	904	698	77.21%
5505			
Poll-OS	1912	341	17.83%
Poll-TS	1912	66	3.45%
VBM	1912	1103	57.69%
MB	1912	0	0.00%
Total	1912	1510	78.97%
5506			
Poll-OS	1761	291	16.52%
Poll-TS	1761	93	5.28%
VBM	1761	965	54.80%
MB	1761	0	0.00%
Total	1761	1349	76.60%
5507			
Poll-OS	776	190	24.48%
Poll-TS	776	32	4.12%
VBM	776	363	46.78%
MB	776	0	0.00%
Total	776	585	75.39%
5508			
Poll-OS	794	150	18.89%
Poll-TS	794	55	6.93%
VBM	794	415	52.27%
MB	794	0	0.00%
Total	794	620	78.09%
5509			
Poll-OS	1666	348	20.89%
Poll-TS	1666	68	4.08%
VBM	1666	820	49.22%
MB	1666	0	0.00%
Total	1666	1236	74.19%
5510			
Poll-OS	1681	374	22.25%
Poll-TS	1681	86	5.12%
VBM	1681	928	55.21%
MB	1681	0	0.00%
Total	1681	1388	82.57%
5511			
Poll-OS	1685	319	18.93%
Poll-TS	1685	70	4.15%
VBM	1685	985	58.46%
MB	1685	0	0.00%
Total	1685	1374	81.54%
5512			
Poll-OS	1368	258	18.86%
Poll-TS	1368	77	5.63%
VBM	1368	746	54.53%
MB	1368	0	0.00%

Statement of Votes Cast
 Official Results November 8, 2016
 PRESIDENTIAL GENERAL ELECTION
 Butte County, California

Date:11/23/16
 Time:08:04:40
 Page:13 of 1904

	TURN OUT		
	Reg. Voters	Cards Cast	% Turnout
Total	1368	1081	79.02%
5513			
Poll-OS	1764	355	20.12%
Poll-TS	1764	31	1.76%
VBM	1764	997	56.52%
MB	1764	0	0.00%
Total	1764	1383	78.40%
5801			
Poll-OS	1128	193	17.11%
Poll-TS	1128	43	3.81%
VBM	1128	552	48.94%
MB	1128	0	0.00%
Total	1128	788	69.86%
5802			
Poll-OS	1417	251	17.71%
Poll-TS	1417	76	5.36%
VBM	1417	783	55.26%
MB	1417	0	0.00%
Total	1417	1110	78.33%
5803			
Poll-OS	1083	189	17.45%
Poll-TS	1083	50	4.62%
VBM	1083	625	57.71%
MB	1083	0	0.00%
Total	1083	864	79.78%
5804			
Poll-OS	1133	228	20.12%
Poll-TS	1133	64	5.65%
VBM	1133	596	52.60%
MB	1133	0	0.00%
Total	1133	888	78.38%
5805			
Poll-OS	1966	360	18.31%
Poll-TS	1966	65	3.31%
VBM	1966	1122	57.07%
MB	1966	0	0.00%
Total	1966	1547	78.69%
5806			
Poll-OS	495	71	14.34%
Poll-TS	495	31	6.26%
VBM	495	320	64.65%
MB	495	0	0.00%
Total	495	422	85.25%
5901			
Poll-OS	0	0	-
Poll-TS	0	0	-
VBM	0	0	-
MB	0	0	-
Total	0	0	-
5902			
Poll-OS	257	2	0.78%
Poll-TS	257	0	0.00%
VBM	257	0	0.00%
MB	257	229	89.11%
Total	257	231	89.88%
5903			
Poll-OS	441	8	1.81%
Poll-TS	441	0	0.00%
VBM	441	0	0.00%
MB	441	351	79.59%
Total	441	359	81.41%

Statement of Votes Cast
 Official Results November 8, 2016
 PRESIDENTIAL GENERAL ELECTION
 Butte County, California

Date:11/23/16
 Time:08:04:40
 Page:14 of 1904

	TURN OUT		
	Reg. Voters	Cards Cast	% Turnout
5904			
Poll-OS	535	6	1.12%
Poll-TS	535	0	0.00%
VBM	535	0	0.00%
MB	535	387	72.34%
Total	535	393	73.46%
5905			
Poll-OS	709	5	0.71%
Poll-TS	709	0	0.00%
VBM	709	0	0.00%
MB	709	563	79.41%
Total	709	568	80.11%
5906			
Poll-OS	360	7	1.94%
Poll-TS	360	0	0.00%
VBM	360	0	0.00%
MB	360	305	84.72%
Total	360	312	86.67%
5907			
Poll-OS	749	11	1.47%
Poll-TS	749	0	0.00%
VBM	749	0	0.00%
MB	749	622	83.04%
Total	749	633	84.51%
5908			
Poll-OS	439	2	0.46%
Poll-TS	439	0	0.00%
VBM	439	0	0.00%
MB	439	371	84.51%
Total	439	373	84.97%
5909			
Poll-OS	33	2	6.06%
Poll-TS	33	0	0.00%
VBM	33	0	0.00%
MB	33	27	81.82%
Total	33	29	87.88%
5910			
Poll-OS	32	0	0.00%
Poll-TS	32	0	0.00%
VBM	32	0	0.00%
MB	32	24	75.00%
Total	32	24	75.00%
5911			
Poll-OS	21	0	0.00%
Poll-TS	21	0	0.00%
VBM	21	0	0.00%
MB	21	18	85.71%
Total	21	18	85.71%
5912			
Poll-OS	5	0	0.00%
Poll-TS	5	0	0.00%
VBM	5	0	0.00%
MB	5	5	100.00%
Total	5	5	100.00%
Total			
Poll-OS	129286	22549	17.44%
Poll-TS	129286	7286	5.64%
VBM	129286	60888	47.10%
MB	129286	8156	6.31%
Total	129286	98879	76.48%

Statement of Votes Cast
 Official Results November 8, 2016
 PRESIDENTIAL GENERAL ELECTION
 Butte County, California

Date:11/23/16
 Time:08:04:40
 Page:15 of 1904

	TURN OUT		
	Reg. Voters	Cards Cast	% Turnout
County			
County of Butte			
Poll-OS	129286	22549	17.44%
Poll-TS	129286	7286	5.64%
VBM	129286	60888	47.10%
MB	129286	8156	6.31%
Total	129286	98879	76.48%
Total			
Poll-OS	129286	22549	17.44%
Poll-TS	129286	7286	5.64%
VBM	129286	60888	47.10%
MB	129286	8156	6.31%
Total	129286	98879	76.48%
Congressional District			
1st Congressional District			
Poll-OS	129286	22549	17.44%
Poll-TS	129286	7286	5.64%
VBM	129286	60888	47.10%
MB	129286	8156	6.31%
Total	129286	98879	76.48%
Total			
Poll-OS	129286	22549	17.44%
Poll-TS	129286	7286	5.64%
VBM	129286	60888	47.10%
MB	129286	8156	6.31%
Total	129286	98879	76.48%
Senate District			
4th Senate District			
Poll-OS	129286	22549	17.44%
Poll-TS	129286	7286	5.64%
VBM	129286	60888	47.10%
MB	129286	8156	6.31%
Total	129286	98879	76.48%
Total			
Poll-OS	129286	22549	17.44%
Poll-TS	129286	7286	5.64%
VBM	129286	60888	47.10%
MB	129286	8156	6.31%
Total	129286	98879	76.48%
Assembly District			
1st Assembly District			
Poll-OS	12788	1768	13.83%
Poll-TS	12788	440	3.44%
VBM	12788	5273	41.23%
MB	12788	2356	18.42%
Total	12788	9837	76.92%
3rd Assembly District			
Poll-OS	116498	20781	17.84%
Poll-TS	116498	6846	5.88%
VBM	116498	55615	47.74%
MB	116498	5800	4.98%
Total	116498	89042	76.43%
Total			
Poll-OS	129286	22549	17.44%
Poll-TS	129286	7286	5.64%
VBM	129286	60888	47.10%
MB	129286	8156	6.31%
Total	129286	98879	76.48%

Statement of Votes Cast
 Official Results November 8, 2016
 PRESIDENTIAL GENERAL ELECTION
 Butte County, California

Date:11/23/16
 Time:08:04:41
 Page:16 of 1904

	TURN OUT		
	Reg. Voters	Cards Cast	% Turnout
County Supervisor District			
1st Supervisor District			
Poll-OS	24215	2620	10.82%
Poll-TS	24215	1385	5.72%
VBM	24215	10856	44.83%
MB	24215	2281	9.42%
Total	24215	17142	70.79%
2nd Supervisor District			
Poll-OS	25889	5538	21.39%
Poll-TS	25889	1817	7.02%
VBM	25889	11842	45.74%
MB	25889	811	3.13%
Total	25889	20008	77.28%
3rd Supervisor District			
Poll-OS	26965	5502	20.40%
Poll-TS	26965	1473	5.46%
VBM	26965	13762	51.04%
MB	26965	981	3.64%
Total	26965	21718	80.54%
4th Supervisor District			
Poll-OS	22857	4060	17.76%
Poll-TS	22857	1278	5.59%
VBM	22857	10266	44.91%
MB	22857	1181	5.17%
Total	22857	16785	73.43%
5th Supervisor District			
Poll-OS	29360	4829	16.45%
Poll-TS	29360	1333	4.54%
VBM	29360	14162	48.24%
MB	29360	2902	9.88%
Total	29360	23226	79.11%
Total			
Poll-OS	129286	22549	17.44%
Poll-TS	129286	7286	5.64%
VBM	129286	60888	47.10%
MB	129286	8156	6.31%
Total	129286	98879	76.48%
City			
City of Biggs			
Poll-OS	808	148	18.32%
Poll-TS	808	75	9.28%
VBM	808	383	47.40%
MB	808	0	0.00%
Total	808	606	75.00%
City of Chico			
Poll-OS	50015	11112	22.22%
Poll-TS	50015	3190	6.38%
VBM	50015	24558	49.10%
MB	50015	3	0.01%
Total	50015	38863	77.70%
City of Gridley			
Poll-OS	2952	594	20.12%
Poll-TS	2952	211	7.15%
VBM	2952	1320	44.72%
MB	2952	0	0.00%
Total	2952	2125	71.99%
City of Oroville			
Poll-OS	8397	928	11.05%
Poll-TS	8397	506	6.03%

Statement of Votes Cast
 Official Results November 8, 2016
 PRESIDENTIAL GENERAL ELECTION
 Butte County, California

Date:11/23/16
 Time:08:04:41
 Page:17 of 1904

	TURN OUT		
	Reg. Voters	Cards Cast	% Turnout
VBM	8397	3547	42.24%
MB	8397	500	5.95%
Total	8397	5481	65.27%
Town of Paradise			
Poll-OS	17414	3262	18.73%
Poll-TS	17414	894	5.13%
VBM	17414	9311	53.47%
MB	17414	229	1.32%
Total	17414	13696	78.65%
No Matching District			
Poll-OS	49700	6505	13.09%
Poll-TS	49700	2410	4.85%
VBM	49700	21769	43.80%
MB	49700	7424	14.94%
Total	49700	38108	76.68%
Total			
Poll-OS	129286	22549	17.44%
Poll-TS	129286	7286	5.64%
VBM	129286	60888	47.10%
MB	129286	8156	6.31%
Total	129286	98879	76.48%
State Board of Equalization District			
1st District Board Equalization			
Poll-OS	129286	22549	17.44%
Poll-TS	129286	7286	5.64%
VBM	129286	60888	47.10%
MB	129286	8156	6.31%
Total	129286	98879	76.48%
Total			
Poll-OS	129286	22549	17.44%
Poll-TS	129286	7286	5.64%
VBM	129286	60888	47.10%
MB	129286	8156	6.31%
Total	129286	98879	76.48%
Unincorporated Area			
Unincorporated Area			
Poll-OS	49700	6505	13.09%
Poll-TS	49700	2410	4.85%
VBM	49700	21769	43.80%
MB	49700	7424	14.94%
Total	49700	38108	76.68%
No Matching District			
Poll-OS	79586	16044	20.16%
Poll-TS	79586	4876	6.13%
VBM	79586	39119	49.15%
MB	79586	732	0.92%
Total	79586	60771	76.36%
Total			
Poll-OS	129286	22549	17.44%
Poll-TS	129286	7286	5.64%
VBM	129286	60888	47.10%
MB	129286	8156	6.31%
Total	129286	98879	76.48%

Statement of Votes Cast
 Official Results November 8, 2016
 PRESIDENTIAL GENERAL ELECTION
 Butte County, California

Date: 11/23/16
 Time: 08:05:53
 Page: 647 of 1904

		CITY OF OROVILLE COUNCIL (3)						
		Reg. Voters	Vote For	Times Counted	Total Votes	Times Blank Voted	Times Over Voted	Number Of Under Votes
Jurisdiction Wide								
1101								
	Poll-OS	1125	3	108	230	12	0	58
	Poll-TS	1125	3	54	126	7	0	15
	VBM	1125	3	493	1157	35	1	214
	MB	1125	3	0	0	0	0	0
	Total	1125	12	655	1513	54	1	287
1102								
	Poll-OS	1353	3	175	370	17	0	104
	Poll-TS	1353	3	88	211	7	0	32
	VBM	1353	3	607	1477	37	1	230
	MB	1353	3	0	0	0	0	0
	Total	1353	12	870	2058	61	1	366
1103								
	Poll-OS	1459	3	166	362	22	0	70
	Poll-TS	1459	3	124	298	7	0	53
	VBM	1459	3	684	1621	47	1	287
	MB	1459	3	0	0	0	0	0
	Total	1459	12	974	2281	76	1	410
1104								
	Poll-OS	1488	3	208	473	18	3	88
	Poll-TS	1488	3	112	276	5	0	45
	VBM	1488	3	797	1911	56	2	306
	MB	1488	3	0	0	0	0	0
	Total	1488	12	1117	2660	79	5	439
1105								
	Poll-OS	1027	3	130	271	14	0	77
	Poll-TS	1027	3	69	176	0	0	31
	VBM	1027	3	540	1309	47	0	170
	MB	1027	3	0	0	0	0	0
	Total	1027	12	739	1756	61	0	278
1106								
	Poll-OS	1189	3	128	255	14	0	87
	Poll-TS	1189	3	59	139	1	0	35
	VBM	1189	3	426	1006	18	2	212
	MB	1189	3	0	0	0	0	0
	Total	1189	12	613	1400	33	2	334
1801								
	Poll-OS	-	-	-	-	-	-	-
	Poll-TS	-	-	-	-	-	-	-
	VBM	-	-	-	-	-	-	-
	MB	-	-	-	-	-	-	-
	Total	-	-	-	-	-	-	-
1802								
	Poll-OS	-	-	-	-	-	-	-
	Poll-TS	-	-	-	-	-	-	-
	VBM	-	-	-	-	-	-	-
	MB	-	-	-	-	-	-	-
	Total	-	-	-	-	-	-	-
1803								
	Poll-OS	-	-	-	-	-	-	-
	Poll-TS	-	-	-	-	-	-	-
	VBM	-	-	-	-	-	-	-
	MB	-	-	-	-	-	-	-
	Total	-	-	-	-	-	-	-
1804								
	Poll-OS	-	-	-	-	-	-	-
	Poll-TS	-	-	-	-	-	-	-
	VBM	-	-	-	-	-	-	-
	MB	-	-	-	-	-	-	-
	Total	-	-	-	-	-	-	-

Statement of Votes Cast
 Official Results November 8, 2016
 PRESIDENTIAL GENERAL ELECTION
 Butte County, California

Date:11/23/16
 Time:08:05:53
 Page:648 of 1904

		CITY OF OROVILLE COUNCIL (3)						
		Reg. Voters	Vote For	Times Counted	Total Votes	Times Blank Voted	Times Over Voted	Number Of Under Votes
1805								
	Poll-OS	-	-	-	-	-	-	-
	Poll-TS	-	-	-	-	-	-	-
	VBM	-	-	-	-	-	-	-
	MB	-	-	-	-	-	-	-
	Total	-	-	-	-	-	-	-
1806								
	Poll-OS	-	-	-	-	-	-	-
	Poll-TS	-	-	-	-	-	-	-
	VBM	-	-	-	-	-	-	-
	MB	-	-	-	-	-	-	-
	Total	-	-	-	-	-	-	-
1807								
	Poll-OS	-	-	-	-	-	-	-
	Poll-TS	-	-	-	-	-	-	-
	VBM	-	-	-	-	-	-	-
	MB	-	-	-	-	-	-	-
	Total	-	-	-	-	-	-	-
1808								
	Poll-OS	-	-	-	-	-	-	-
	Poll-TS	-	-	-	-	-	-	-
	VBM	-	-	-	-	-	-	-
	MB	-	-	-	-	-	-	-
	Total	-	-	-	-	-	-	-
1809								
	Poll-OS	-	-	-	-	-	-	-
	Poll-TS	-	-	-	-	-	-	-
	VBM	-	-	-	-	-	-	-
	MB	-	-	-	-	-	-	-
	Total	-	-	-	-	-	-	-
1810								
	Poll-OS	-	-	-	-	-	-	-
	Poll-TS	-	-	-	-	-	-	-
	VBM	-	-	-	-	-	-	-
	MB	-	-	-	-	-	-	-
	Total	-	-	-	-	-	-	-
1811								
	Poll-OS	-	-	-	-	-	-	-
	Poll-TS	-	-	-	-	-	-	-
	VBM	-	-	-	-	-	-	-
	MB	-	-	-	-	-	-	-
	Total	-	-	-	-	-	-	-
1812								
	Poll-OS	-	-	-	-	-	-	-
	Poll-TS	-	-	-	-	-	-	-
	VBM	-	-	-	-	-	-	-
	MB	-	-	-	-	-	-	-
	Total	-	-	-	-	-	-	-
1901								
	Poll-OS	265	3	3	3	2	0	0
	Poll-TS	265	3	0	0	0	0	0
	VBM	265	3	0	0	0	0	0
	MB	265	3	177	424	15	0	62
	Total	265	12	180	427	17	0	62
1902								
	Poll-OS	12	3	0	0	0	0	0
	Poll-TS	12	3	0	0	0	0	0
	VBM	12	3	0	0	0	0	0
	MB	12	3	9	24	0	0	3
	Total	12	12	9	24	0	0	3
1903								

Statement of Votes Cast
 Official Results November 8, 2016
 PRESIDENTIAL GENERAL ELECTION
 Butte County, California

Date: 11/23/16
 Time: 08:05:53
 Page: 649 of 1904

		CITY OF OROVILLE COUNCIL (3)						
		Reg. Voters	Vote For	Times Counted	Total Votes	Times Blank Voted	Times Over Voted	Number Of Under Votes
	Poll-OS	0	3	0	0	0	0	0
	Poll-TS	0	3	0	0	0	0	0
	VBM	0	3	0	0	0	0	0
	MB	0	3	0	0	0	0	0
	Total	0	12	0	0	0	0	0
1904								
	Poll-OS	-	-	-	-	-	-	-
	Poll-TS	-	-	-	-	-	-	-
	VBM	-	-	-	-	-	-	-
	MB	-	-	-	-	-	-	-
	Total	-	-	-	-	-	-	-
1905								
	Poll-OS	-	-	-	-	-	-	-
	Poll-TS	-	-	-	-	-	-	-
	VBM	-	-	-	-	-	-	-
	MB	-	-	-	-	-	-	-
	Total	-	-	-	-	-	-	-
1906								
	Poll-OS	-	-	-	-	-	-	-
	Poll-TS	-	-	-	-	-	-	-
	VBM	-	-	-	-	-	-	-
	MB	-	-	-	-	-	-	-
	Total	-	-	-	-	-	-	-
1907								
	Poll-OS	-	-	-	-	-	-	-
	Poll-TS	-	-	-	-	-	-	-
	VBM	-	-	-	-	-	-	-
	MB	-	-	-	-	-	-	-
	Total	-	-	-	-	-	-	-
1908								
	Poll-OS	-	-	-	-	-	-	-
	Poll-TS	-	-	-	-	-	-	-
	VBM	-	-	-	-	-	-	-
	MB	-	-	-	-	-	-	-
	Total	-	-	-	-	-	-	-
1909								
	Poll-OS	-	-	-	-	-	-	-
	Poll-TS	-	-	-	-	-	-	-
	VBM	-	-	-	-	-	-	-
	MB	-	-	-	-	-	-	-
	Total	-	-	-	-	-	-	-
1910								
	Poll-OS	-	-	-	-	-	-	-
	Poll-TS	-	-	-	-	-	-	-
	VBM	-	-	-	-	-	-	-
	MB	-	-	-	-	-	-	-
	Total	-	-	-	-	-	-	-
1911								
	Poll-OS	-	-	-	-	-	-	-
	Poll-TS	-	-	-	-	-	-	-
	VBM	-	-	-	-	-	-	-
	MB	-	-	-	-	-	-	-
	Total	-	-	-	-	-	-	-
1912								
	Poll-OS	-	-	-	-	-	-	-
	Poll-TS	-	-	-	-	-	-	-
	VBM	-	-	-	-	-	-	-
	MB	-	-	-	-	-	-	-
	Total	-	-	-	-	-	-	-
1913								
	Poll-OS	-	-	-	-	-	-	-

Statement of Votes Cast
 Official Results November 8, 2016
 PRESIDENTIAL GENERAL ELECTION
 Butte County, California

Date: 11/23/16
 Time: 08:05:53
 Page: 650 of 1904

CITY OF OROVILLE COUNCIL (3)							
	Reg. Voters	Vote For	Times Counted	Total Votes	Times Blank Voted	Times Over Voted	Number Of Under Votes
Poll-TS	-	-	-	-	-	-	-
VBM	-	-	-	-	-	-	-
MB	-	-	-	-	-	-	-
Total	-	-	-	-	-	-	-
1914							
Poll-OS	-	-	-	-	-	-	-
Poll-TS	-	-	-	-	-	-	-
VBM	-	-	-	-	-	-	-
MB	-	-	-	-	-	-	-
Total	-	-	-	-	-	-	-
2201							
Poll-OS	-	-	-	-	-	-	-
Poll-TS	-	-	-	-	-	-	-
VBM	-	-	-	-	-	-	-
MB	-	-	-	-	-	-	-
Total	-	-	-	-	-	-	-
2202							
Poll-OS	-	-	-	-	-	-	-
Poll-TS	-	-	-	-	-	-	-
VBM	-	-	-	-	-	-	-
MB	-	-	-	-	-	-	-
Total	-	-	-	-	-	-	-
2203							
Poll-OS	-	-	-	-	-	-	-
Poll-TS	-	-	-	-	-	-	-
VBM	-	-	-	-	-	-	-
MB	-	-	-	-	-	-	-
Total	-	-	-	-	-	-	-
2204							
Poll-OS	-	-	-	-	-	-	-
Poll-TS	-	-	-	-	-	-	-
VBM	-	-	-	-	-	-	-
MB	-	-	-	-	-	-	-
Total	-	-	-	-	-	-	-
2205							
Poll-OS	-	-	-	-	-	-	-
Poll-TS	-	-	-	-	-	-	-
VBM	-	-	-	-	-	-	-
MB	-	-	-	-	-	-	-
Total	-	-	-	-	-	-	-
2206							
Poll-OS	-	-	-	-	-	-	-
Poll-TS	-	-	-	-	-	-	-
VBM	-	-	-	-	-	-	-
MB	-	-	-	-	-	-	-
Total	-	-	-	-	-	-	-
2207							
Poll-OS	-	-	-	-	-	-	-
Poll-TS	-	-	-	-	-	-	-
VBM	-	-	-	-	-	-	-
MB	-	-	-	-	-	-	-
Total	-	-	-	-	-	-	-
2208							
Poll-OS	-	-	-	-	-	-	-
Poll-TS	-	-	-	-	-	-	-
VBM	-	-	-	-	-	-	-
MB	-	-	-	-	-	-	-
Total	-	-	-	-	-	-	-
2209							
Poll-OS	-	-	-	-	-	-	-
Poll-TS	-	-	-	-	-	-	-

Statement of Votes Cast
 Official Results November 8, 2016
 PRESIDENTIAL GENERAL ELECTION
 Butte County, California

Date: 11/23/16
 Time: 08:05:53
 Page: 651 of 1904

CITY OF OROVILLE COUNCIL (3)							
	Reg. Voters	Vote For	Times Counted	Total Votes	Times Blank Voted	Times Over Voted	Number Of Under Votes
VBM	-	-	-	-	-	-	-
MB	-	-	-	-	-	-	-
Total	-	-	-	-	-	-	-
2210							
Poll-OS	-	-	-	-	-	-	-
Poll-TS	-	-	-	-	-	-	-
VBM	-	-	-	-	-	-	-
MB	-	-	-	-	-	-	-
Total	-	-	-	-	-	-	-
2211							
Poll-OS	-	-	-	-	-	-	-
Poll-TS	-	-	-	-	-	-	-
VBM	-	-	-	-	-	-	-
MB	-	-	-	-	-	-	-
Total	-	-	-	-	-	-	-
2212							
Poll-OS	-	-	-	-	-	-	-
Poll-TS	-	-	-	-	-	-	-
VBM	-	-	-	-	-	-	-
MB	-	-	-	-	-	-	-
Total	-	-	-	-	-	-	-
2213							
Poll-OS	-	-	-	-	-	-	-
Poll-TS	-	-	-	-	-	-	-
VBM	-	-	-	-	-	-	-
MB	-	-	-	-	-	-	-
Total	-	-	-	-	-	-	-
2214							
Poll-OS	-	-	-	-	-	-	-
Poll-TS	-	-	-	-	-	-	-
VBM	-	-	-	-	-	-	-
MB	-	-	-	-	-	-	-
Total	-	-	-	-	-	-	-
2215							
Poll-OS	-	-	-	-	-	-	-
Poll-TS	-	-	-	-	-	-	-
VBM	-	-	-	-	-	-	-
MB	-	-	-	-	-	-	-
Total	-	-	-	-	-	-	-
2216							
Poll-OS	-	-	-	-	-	-	-
Poll-TS	-	-	-	-	-	-	-
VBM	-	-	-	-	-	-	-
MB	-	-	-	-	-	-	-
Total	-	-	-	-	-	-	-
2801							
Poll-OS	-	-	-	-	-	-	-
Poll-TS	-	-	-	-	-	-	-
VBM	-	-	-	-	-	-	-
MB	-	-	-	-	-	-	-
Total	-	-	-	-	-	-	-
2802							
Poll-OS	-	-	-	-	-	-	-
Poll-TS	-	-	-	-	-	-	-
VBM	-	-	-	-	-	-	-
MB	-	-	-	-	-	-	-
Total	-	-	-	-	-	-	-
2803							
Poll-OS	-	-	-	-	-	-	-
Poll-TS	-	-	-	-	-	-	-
VBM	-	-	-	-	-	-	-

Statement of Votes Cast
 Official Results November 8, 2016
 PRESIDENTIAL GENERAL ELECTION
 Butte County, California

Date: 11/23/16
 Time: 08:05:53
 Page: 652 of 1904

CITY OF OROVILLE COUNCIL (3)							
	Reg. Voters	Vote For	Times Counted	Total Votes	Times Blank Voted	Times Over Voted	Number Of Under Votes
MB	-	-	-	-	-	-	-
Total	-	-	-	-	-	-	-
2804	-	-	-	-	-	-	-
Poll-OS	-	-	-	-	-	-	-
Poll-TS	-	-	-	-	-	-	-
VBM	-	-	-	-	-	-	-
MB	-	-	-	-	-	-	-
Total	-	-	-	-	-	-	-
2805	-	-	-	-	-	-	-
Poll-OS	-	-	-	-	-	-	-
Poll-TS	-	-	-	-	-	-	-
VBM	-	-	-	-	-	-	-
MB	-	-	-	-	-	-	-
Total	-	-	-	-	-	-	-
2806	-	-	-	-	-	-	-
Poll-OS	-	-	-	-	-	-	-
Poll-TS	-	-	-	-	-	-	-
VBM	-	-	-	-	-	-	-
MB	-	-	-	-	-	-	-
Total	-	-	-	-	-	-	-
2901	-	-	-	-	-	-	-
Poll-OS	-	-	-	-	-	-	-
Poll-TS	-	-	-	-	-	-	-
VBM	-	-	-	-	-	-	-
MB	-	-	-	-	-	-	-
Total	-	-	-	-	-	-	-
2902	-	-	-	-	-	-	-
Poll-OS	-	-	-	-	-	-	-
Poll-TS	-	-	-	-	-	-	-
VBM	-	-	-	-	-	-	-
MB	-	-	-	-	-	-	-
Total	-	-	-	-	-	-	-
2903	-	-	-	-	-	-	-
Poll-OS	-	-	-	-	-	-	-
Poll-TS	-	-	-	-	-	-	-
VBM	-	-	-	-	-	-	-
MB	-	-	-	-	-	-	-
Total	-	-	-	-	-	-	-
3201	-	-	-	-	-	-	-
Poll-OS	-	-	-	-	-	-	-
Poll-TS	-	-	-	-	-	-	-
VBM	-	-	-	-	-	-	-
MB	-	-	-	-	-	-	-
Total	-	-	-	-	-	-	-
3202	-	-	-	-	-	-	-
Poll-OS	-	-	-	-	-	-	-
Poll-TS	-	-	-	-	-	-	-
VBM	-	-	-	-	-	-	-
MB	-	-	-	-	-	-	-
Total	-	-	-	-	-	-	-
3203	-	-	-	-	-	-	-
Poll-OS	-	-	-	-	-	-	-
Poll-TS	-	-	-	-	-	-	-
VBM	-	-	-	-	-	-	-
MB	-	-	-	-	-	-	-
Total	-	-	-	-	-	-	-
3204	-	-	-	-	-	-	-
Poll-OS	-	-	-	-	-	-	-
Poll-TS	-	-	-	-	-	-	-
VBM	-	-	-	-	-	-	-
MB	-	-	-	-	-	-	-

Statement of Votes Cast
 Official Results November 8, 2016
 PRESIDENTIAL GENERAL ELECTION
 Butte County, California

Date: 11/23/16
 Time: 08:05:53
 Page: 653 of 1904

CITY OF OROVILLE COUNCIL (3)							
	Reg. Voters	Vote For	Times Counted	Total Votes	Times Blank Voted	Times Over Voted	Number Of Under Votes
Total	-	-	-	-	-	-	-
3205							
Poll-OS	-	-	-	-	-	-	-
Poll-TS	-	-	-	-	-	-	-
VBM	-	-	-	-	-	-	-
MB	-	-	-	-	-	-	-
Total	-	-	-	-	-	-	-
3206							
Poll-OS	-	-	-	-	-	-	-
Poll-TS	-	-	-	-	-	-	-
VBM	-	-	-	-	-	-	-
MB	-	-	-	-	-	-	-
Total	-	-	-	-	-	-	-
3207							
Poll-OS	-	-	-	-	-	-	-
Poll-TS	-	-	-	-	-	-	-
VBM	-	-	-	-	-	-	-
MB	-	-	-	-	-	-	-
Total	-	-	-	-	-	-	-
3208							
Poll-OS	-	-	-	-	-	-	-
Poll-TS	-	-	-	-	-	-	-
VBM	-	-	-	-	-	-	-
MB	-	-	-	-	-	-	-
Total	-	-	-	-	-	-	-
3209							
Poll-OS	-	-	-	-	-	-	-
Poll-TS	-	-	-	-	-	-	-
VBM	-	-	-	-	-	-	-
MB	-	-	-	-	-	-	-
Total	-	-	-	-	-	-	-
3210							
Poll-OS	-	-	-	-	-	-	-
Poll-TS	-	-	-	-	-	-	-
VBM	-	-	-	-	-	-	-
MB	-	-	-	-	-	-	-
Total	-	-	-	-	-	-	-
3211							
Poll-OS	-	-	-	-	-	-	-
Poll-TS	-	-	-	-	-	-	-
VBM	-	-	-	-	-	-	-
MB	-	-	-	-	-	-	-
Total	-	-	-	-	-	-	-
3212							
Poll-OS	-	-	-	-	-	-	-
Poll-TS	-	-	-	-	-	-	-
VBM	-	-	-	-	-	-	-
MB	-	-	-	-	-	-	-
Total	-	-	-	-	-	-	-
3213							
Poll-OS	-	-	-	-	-	-	-
Poll-TS	-	-	-	-	-	-	-
VBM	-	-	-	-	-	-	-
MB	-	-	-	-	-	-	-
Total	-	-	-	-	-	-	-
3214							
Poll-OS	-	-	-	-	-	-	-
Poll-TS	-	-	-	-	-	-	-
VBM	-	-	-	-	-	-	-
MB	-	-	-	-	-	-	-
Total	-	-	-	-	-	-	-

Statement of Votes Cast
 Official Results November 8, 2016
 PRESIDENTIAL GENERAL ELECTION
 Butte County, California

Date:11/23/16
 Time:08:05:53
 Page:654 of 1904

CITY OF OROVILLE COUNCIL (3)							
	Reg. Voters	Vote For	Times Counted	Total Votes	Times Blank Voted	Times Over Voted	Number Of Under Votes
3215							
Poll-OS	-	-	-	-	-	-	-
Poll-TS	-	-	-	-	-	-	-
VBM	-	-	-	-	-	-	-
MB	-	-	-	-	-	-	-
Total	-	-	-	-	-	-	-
3216							
Poll-OS	-	-	-	-	-	-	-
Poll-TS	-	-	-	-	-	-	-
VBM	-	-	-	-	-	-	-
MB	-	-	-	-	-	-	-
Total	-	-	-	-	-	-	-
3801							
Poll-OS	-	-	-	-	-	-	-
Poll-TS	-	-	-	-	-	-	-
VBM	-	-	-	-	-	-	-
MB	-	-	-	-	-	-	-
Total	-	-	-	-	-	-	-
3802							
Poll-OS	-	-	-	-	-	-	-
Poll-TS	-	-	-	-	-	-	-
VBM	-	-	-	-	-	-	-
MB	-	-	-	-	-	-	-
Total	-	-	-	-	-	-	-
3901							
Poll-OS	-	-	-	-	-	-	-
Poll-TS	-	-	-	-	-	-	-
VBM	-	-	-	-	-	-	-
MB	-	-	-	-	-	-	-
Total	-	-	-	-	-	-	-
3902							
Poll-OS	-	-	-	-	-	-	-
Poll-TS	-	-	-	-	-	-	-
VBM	-	-	-	-	-	-	-
MB	-	-	-	-	-	-	-
Total	-	-	-	-	-	-	-
3903							
Poll-OS	-	-	-	-	-	-	-
Poll-TS	-	-	-	-	-	-	-
VBM	-	-	-	-	-	-	-
MB	-	-	-	-	-	-	-
Total	-	-	-	-	-	-	-
3904							
Poll-OS	-	-	-	-	-	-	-
Poll-TS	-	-	-	-	-	-	-
VBM	-	-	-	-	-	-	-
MB	-	-	-	-	-	-	-
Total	-	-	-	-	-	-	-
3905							
Poll-OS	-	-	-	-	-	-	-
Poll-TS	-	-	-	-	-	-	-
VBM	-	-	-	-	-	-	-
MB	-	-	-	-	-	-	-
Total	-	-	-	-	-	-	-
3906							
Poll-OS	-	-	-	-	-	-	-
Poll-TS	-	-	-	-	-	-	-
VBM	-	-	-	-	-	-	-
MB	-	-	-	-	-	-	-
Total	-	-	-	-	-	-	-
3907							

Statement of Votes Cast
 Official Results November 8, 2016
 PRESIDENTIAL GENERAL ELECTION
 Butte County, California

Date: 11/23/16
 Time: 08:05:54
 Page: 655 of 1904

CITY OF OROVILLE COUNCIL (3)							
	Reg. Voters	Vote For	Times Counted	Total Votes	Times Blank Voted	Times Over Voted	Number Of Under Votes
Poll-OS	-	-	-	-	-	-	-
Poll-TS	-	-	-	-	-	-	-
VBM	-	-	-	-	-	-	-
MB	-	-	-	-	-	-	-
Total	-	-	-	-	-	-	-
4201							
Poll-OS	-	-	-	-	-	-	-
Poll-TS	-	-	-	-	-	-	-
VBM	-	-	-	-	-	-	-
MB	-	-	-	-	-	-	-
Total	-	-	-	-	-	-	-
4202							
Poll-OS	-	-	-	-	-	-	-
Poll-TS	-	-	-	-	-	-	-
VBM	-	-	-	-	-	-	-
MB	-	-	-	-	-	-	-
Total	-	-	-	-	-	-	-
4203							
Poll-OS	-	-	-	-	-	-	-
Poll-TS	-	-	-	-	-	-	-
VBM	-	-	-	-	-	-	-
MB	-	-	-	-	-	-	-
Total	-	-	-	-	-	-	-
4204							
Poll-OS	-	-	-	-	-	-	-
Poll-TS	-	-	-	-	-	-	-
VBM	-	-	-	-	-	-	-
MB	-	-	-	-	-	-	-
Total	-	-	-	-	-	-	-
4301							
Poll-OS	-	-	-	-	-	-	-
Poll-TS	-	-	-	-	-	-	-
VBM	-	-	-	-	-	-	-
MB	-	-	-	-	-	-	-
Total	-	-	-	-	-	-	-
4302							
Poll-OS	-	-	-	-	-	-	-
Poll-TS	-	-	-	-	-	-	-
VBM	-	-	-	-	-	-	-
MB	-	-	-	-	-	-	-
Total	-	-	-	-	-	-	-
4401							
Poll-OS	-	-	-	-	-	-	-
Poll-TS	-	-	-	-	-	-	-
VBM	-	-	-	-	-	-	-
MB	-	-	-	-	-	-	-
Total	-	-	-	-	-	-	-
4801							
Poll-OS	-	-	-	-	-	-	-
Poll-TS	-	-	-	-	-	-	-
VBM	-	-	-	-	-	-	-
MB	-	-	-	-	-	-	-
Total	-	-	-	-	-	-	-
4802							
Poll-OS	-	-	-	-	-	-	-
Poll-TS	-	-	-	-	-	-	-
VBM	-	-	-	-	-	-	-
MB	-	-	-	-	-	-	-
Total	-	-	-	-	-	-	-
4803							
Poll-OS	-	-	-	-	-	-	-

Statement of Votes Cast
 Official Results November 8, 2016
 PRESIDENTIAL GENERAL ELECTION
 Butte County, California

Date:11/23/16
 Time:08:05:54
 Page:656 of 1904

CITY OF OROVILLE COUNCIL (3)							
	Reg. Voters	Vote For	Times Counted	Total Votes	Times Blank Voted	Times Over Voted	Number Of Under Votes
Poll-TS	-	-	-	-	-	-	-
VBM	-	-	-	-	-	-	-
MB	-	-	-	-	-	-	-
Total	-	-	-	-	-	-	-
4804							
Poll-OS	-	-	-	-	-	-	-
Poll-TS	-	-	-	-	-	-	-
VBM	-	-	-	-	-	-	-
MB	-	-	-	-	-	-	-
Total	-	-	-	-	-	-	-
4805							
Poll-OS	-	-	-	-	-	-	-
Poll-TS	-	-	-	-	-	-	-
VBM	-	-	-	-	-	-	-
MB	-	-	-	-	-	-	-
Total	-	-	-	-	-	-	-
4806							
Poll-OS	-	-	-	-	-	-	-
Poll-TS	-	-	-	-	-	-	-
VBM	-	-	-	-	-	-	-
MB	-	-	-	-	-	-	-
Total	-	-	-	-	-	-	-
4807							
Poll-OS	-	-	-	-	-	-	-
Poll-TS	-	-	-	-	-	-	-
VBM	-	-	-	-	-	-	-
MB	-	-	-	-	-	-	-
Total	-	-	-	-	-	-	-
4808							
Poll-OS	-	-	-	-	-	-	-
Poll-TS	-	-	-	-	-	-	-
VBM	-	-	-	-	-	-	-
MB	-	-	-	-	-	-	-
Total	-	-	-	-	-	-	-
4901							
Poll-OS	479	3	10	6	8	0	0
Poll-TS	479	3	0	0	0	0	0
VBM	479	3	0	0	0	0	0
MB	479	3	314	773	12	0	133
Total	479	12	324	779	20	0	133
4902							
Poll-OS	0	3	0	0	0	0	0
Poll-TS	0	3	0	0	0	0	0
VBM	0	3	0	0	0	0	0
MB	0	3	0	0	0	0	0
Total	0	12	0	0	0	0	0
4903							
Poll-OS	0	3	0	0	0	0	0
Poll-TS	0	3	0	0	0	0	0
VBM	0	3	0	0	0	0	0
MB	0	3	0	0	0	0	0
Total	0	12	0	0	0	0	0
4904							
Poll-OS	-	-	-	-	-	-	-
Poll-TS	-	-	-	-	-	-	-
VBM	-	-	-	-	-	-	-
MB	-	-	-	-	-	-	-
Total	-	-	-	-	-	-	-
4905							
Poll-OS	-	-	-	-	-	-	-
Poll-TS	-	-	-	-	-	-	-

Statement of Votes Cast
 Official Results November 8, 2016
 PRESIDENTIAL GENERAL ELECTION
 Butte County, California

Date:11/23/16
 Time:08:05:54
 Page:657 of 1904

CITY OF OROVILLE COUNCIL (3)							
	Reg. Voters	Vote For	Times Counted	Total Votes	Times Blank Voted	Times Over Voted	Number Of Under Votes
VBM	-	-	-	-	-	-	-
MB	-	-	-	-	-	-	-
Total	-	-	-	-	-	-	-
4906							
Poll-OS	-	-	-	-	-	-	-
Poll-TS	-	-	-	-	-	-	-
VBM	-	-	-	-	-	-	-
MB	-	-	-	-	-	-	-
Total	-	-	-	-	-	-	-
4907							
Poll-OS	-	-	-	-	-	-	-
Poll-TS	-	-	-	-	-	-	-
VBM	-	-	-	-	-	-	-
MB	-	-	-	-	-	-	-
Total	-	-	-	-	-	-	-
4908							
Poll-OS	-	-	-	-	-	-	-
Poll-TS	-	-	-	-	-	-	-
VBM	-	-	-	-	-	-	-
MB	-	-	-	-	-	-	-
Total	-	-	-	-	-	-	-
4909							
Poll-OS	-	-	-	-	-	-	-
Poll-TS	-	-	-	-	-	-	-
VBM	-	-	-	-	-	-	-
MB	-	-	-	-	-	-	-
Total	-	-	-	-	-	-	-
4910							
Poll-OS	-	-	-	-	-	-	-
Poll-TS	-	-	-	-	-	-	-
VBM	-	-	-	-	-	-	-
MB	-	-	-	-	-	-	-
Total	-	-	-	-	-	-	-
4911							
Poll-OS	-	-	-	-	-	-	-
Poll-TS	-	-	-	-	-	-	-
VBM	-	-	-	-	-	-	-
MB	-	-	-	-	-	-	-
Total	-	-	-	-	-	-	-
4912							
Poll-OS	-	-	-	-	-	-	-
Poll-TS	-	-	-	-	-	-	-
VBM	-	-	-	-	-	-	-
MB	-	-	-	-	-	-	-
Total	-	-	-	-	-	-	-
5201							
Poll-OS	-	-	-	-	-	-	-
Poll-TS	-	-	-	-	-	-	-
VBM	-	-	-	-	-	-	-
MB	-	-	-	-	-	-	-
Total	-	-	-	-	-	-	-
5501							
Poll-OS	-	-	-	-	-	-	-
Poll-TS	-	-	-	-	-	-	-
VBM	-	-	-	-	-	-	-
MB	-	-	-	-	-	-	-
Total	-	-	-	-	-	-	-
5502							
Poll-OS	-	-	-	-	-	-	-
Poll-TS	-	-	-	-	-	-	-
VBM	-	-	-	-	-	-	-

Statement of Votes Cast
 Official Results November 8, 2016
 PRESIDENTIAL GENERAL ELECTION
 Butte County, California

Date: 11/23/16
 Time: 08:05:54
 Page: 658 of 1904

CITY OF OROVILLE COUNCIL (3)							
	Reg. Voters	Vote For	Times Counted	Total Votes	Times Blank Voted	Times Over Voted	Number Of Under Votes
MB	-	-	-	-	-	-	-
Total	-	-	-	-	-	-	-
5503	-	-	-	-	-	-	-
Poll-OS	-	-	-	-	-	-	-
Poll-TS	-	-	-	-	-	-	-
VBM	-	-	-	-	-	-	-
MB	-	-	-	-	-	-	-
Total	-	-	-	-	-	-	-
5504	-	-	-	-	-	-	-
Poll-OS	-	-	-	-	-	-	-
Poll-TS	-	-	-	-	-	-	-
VBM	-	-	-	-	-	-	-
MB	-	-	-	-	-	-	-
Total	-	-	-	-	-	-	-
5505	-	-	-	-	-	-	-
Poll-OS	-	-	-	-	-	-	-
Poll-TS	-	-	-	-	-	-	-
VBM	-	-	-	-	-	-	-
MB	-	-	-	-	-	-	-
Total	-	-	-	-	-	-	-
5506	-	-	-	-	-	-	-
Poll-OS	-	-	-	-	-	-	-
Poll-TS	-	-	-	-	-	-	-
VBM	-	-	-	-	-	-	-
MB	-	-	-	-	-	-	-
Total	-	-	-	-	-	-	-
5507	-	-	-	-	-	-	-
Poll-OS	-	-	-	-	-	-	-
Poll-TS	-	-	-	-	-	-	-
VBM	-	-	-	-	-	-	-
MB	-	-	-	-	-	-	-
Total	-	-	-	-	-	-	-
5508	-	-	-	-	-	-	-
Poll-OS	-	-	-	-	-	-	-
Poll-TS	-	-	-	-	-	-	-
VBM	-	-	-	-	-	-	-
MB	-	-	-	-	-	-	-
Total	-	-	-	-	-	-	-
5509	-	-	-	-	-	-	-
Poll-OS	-	-	-	-	-	-	-
Poll-TS	-	-	-	-	-	-	-
VBM	-	-	-	-	-	-	-
MB	-	-	-	-	-	-	-
Total	-	-	-	-	-	-	-
5510	-	-	-	-	-	-	-
Poll-OS	-	-	-	-	-	-	-
Poll-TS	-	-	-	-	-	-	-
VBM	-	-	-	-	-	-	-
MB	-	-	-	-	-	-	-
Total	-	-	-	-	-	-	-
5511	-	-	-	-	-	-	-
Poll-OS	-	-	-	-	-	-	-
Poll-TS	-	-	-	-	-	-	-
VBM	-	-	-	-	-	-	-
MB	-	-	-	-	-	-	-
Total	-	-	-	-	-	-	-
5512	-	-	-	-	-	-	-
Poll-OS	-	-	-	-	-	-	-
Poll-TS	-	-	-	-	-	-	-
VBM	-	-	-	-	-	-	-
MB	-	-	-	-	-	-	-

Statement of Votes Cast
 Official Results November 8, 2016
 PRESIDENTIAL GENERAL ELECTION
 Butte County, California

Date: 11/23/16
 Time: 08:05:54
 Page: 659 of 1904

CITY OF OROVILLE COUNCIL (3)							
	Reg. Voters	Vote For	Times Counted	Total Votes	Times Blank Voted	Times Over Voted	Number Of Under Votes
Total	-	-	-	-	-	-	-
5513							
Poll-OS	-	-	-	-	-	-	-
Poll-TS	-	-	-	-	-	-	-
VBM	-	-	-	-	-	-	-
MB	-	-	-	-	-	-	-
Total	-	-	-	-	-	-	-
5801							
Poll-OS	-	-	-	-	-	-	-
Poll-TS	-	-	-	-	-	-	-
VBM	-	-	-	-	-	-	-
MB	-	-	-	-	-	-	-
Total	-	-	-	-	-	-	-
5802							
Poll-OS	-	-	-	-	-	-	-
Poll-TS	-	-	-	-	-	-	-
VBM	-	-	-	-	-	-	-
MB	-	-	-	-	-	-	-
Total	-	-	-	-	-	-	-
5803							
Poll-OS	-	-	-	-	-	-	-
Poll-TS	-	-	-	-	-	-	-
VBM	-	-	-	-	-	-	-
MB	-	-	-	-	-	-	-
Total	-	-	-	-	-	-	-
5804							
Poll-OS	-	-	-	-	-	-	-
Poll-TS	-	-	-	-	-	-	-
VBM	-	-	-	-	-	-	-
MB	-	-	-	-	-	-	-
Total	-	-	-	-	-	-	-
5805							
Poll-OS	-	-	-	-	-	-	-
Poll-TS	-	-	-	-	-	-	-
VBM	-	-	-	-	-	-	-
MB	-	-	-	-	-	-	-
Total	-	-	-	-	-	-	-
5806							
Poll-OS	-	-	-	-	-	-	-
Poll-TS	-	-	-	-	-	-	-
VBM	-	-	-	-	-	-	-
MB	-	-	-	-	-	-	-
Total	-	-	-	-	-	-	-
5901							
Poll-OS	-	-	-	-	-	-	-
Poll-TS	-	-	-	-	-	-	-
VBM	-	-	-	-	-	-	-
MB	-	-	-	-	-	-	-
Total	-	-	-	-	-	-	-
5902							
Poll-OS	-	-	-	-	-	-	-
Poll-TS	-	-	-	-	-	-	-
VBM	-	-	-	-	-	-	-
MB	-	-	-	-	-	-	-
Total	-	-	-	-	-	-	-
5903							
Poll-OS	-	-	-	-	-	-	-
Poll-TS	-	-	-	-	-	-	-
VBM	-	-	-	-	-	-	-
MB	-	-	-	-	-	-	-
Total	-	-	-	-	-	-	-

Statement of Votes Cast
 Official Results November 8, 2016
 PRESIDENTIAL GENERAL ELECTION
 Butte County, California

Date:11/23/16
 Time:08:05:54
 Page:660 of 1904

CITY OF OROVILLE COUNCIL (3)							
	Reg. Voters	Vote For	Times Counted	Total Votes	Times Blank Voted	Times Over Voted	Number Of Under Votes
5904							
Poll-OS	-	-	-	-	-	-	-
Poll-TS	-	-	-	-	-	-	-
VBM	-	-	-	-	-	-	-
MB	-	-	-	-	-	-	-
Total	-	-	-	-	-	-	-
5905							
Poll-OS	-	-	-	-	-	-	-
Poll-TS	-	-	-	-	-	-	-
VBM	-	-	-	-	-	-	-
MB	-	-	-	-	-	-	-
Total	-	-	-	-	-	-	-
5906							
Poll-OS	-	-	-	-	-	-	-
Poll-TS	-	-	-	-	-	-	-
VBM	-	-	-	-	-	-	-
MB	-	-	-	-	-	-	-
Total	-	-	-	-	-	-	-
5907							
Poll-OS	-	-	-	-	-	-	-
Poll-TS	-	-	-	-	-	-	-
VBM	-	-	-	-	-	-	-
MB	-	-	-	-	-	-	-
Total	-	-	-	-	-	-	-
5908							
Poll-OS	-	-	-	-	-	-	-
Poll-TS	-	-	-	-	-	-	-
VBM	-	-	-	-	-	-	-
MB	-	-	-	-	-	-	-
Total	-	-	-	-	-	-	-
5909							
Poll-OS	-	-	-	-	-	-	-
Poll-TS	-	-	-	-	-	-	-
VBM	-	-	-	-	-	-	-
MB	-	-	-	-	-	-	-
Total	-	-	-	-	-	-	-
5910							
Poll-OS	-	-	-	-	-	-	-
Poll-TS	-	-	-	-	-	-	-
VBM	-	-	-	-	-	-	-
MB	-	-	-	-	-	-	-
Total	-	-	-	-	-	-	-
5911							
Poll-OS	-	-	-	-	-	-	-
Poll-TS	-	-	-	-	-	-	-
VBM	-	-	-	-	-	-	-
MB	-	-	-	-	-	-	-
Total	-	-	-	-	-	-	-
5912							
Poll-OS	-	-	-	-	-	-	-
Poll-TS	-	-	-	-	-	-	-
VBM	-	-	-	-	-	-	-
MB	-	-	-	-	-	-	-
Total	-	-	-	-	-	-	-
Total							
Poll-OS	8397	36	928	1970	107	3	484
Poll-TS	8397	36	506	1226	27	0	211
VBM	8397	36	3547	8481	240	7	1419
MB	8397	36	500	1221	27	0	198
Total	8397	144	5481	12898	401	10	2312

Statement of Votes Cast
 Official Results November 8, 2016
 PRESIDENTIAL GENERAL ELECTION
 Butte County, California

Date: 11/23/16
 Time: 08:05:54
 Page: 661 of 1904

CITY OF OROVILLE COUNCIL (3)							
	Reg. Voters	Vote For	Times Counted	Total Votes	Times Blank Voted	Times Over Voted	Number Of Under Votes
County							
County of Butte							
Poll-OS	8397	36	928	1970	107	3	484
Poll-TS	8397	36	506	1226	27	0	211
VBM	8397	36	3547	8481	240	7	1419
MB	8397	36	500	1221	27	0	198
Total	8397	144	5481	12898	401	10	2312
Total							
Poll-OS	8397	36	928	1970	107	3	484
Poll-TS	8397	36	506	1226	27	0	211
VBM	8397	36	3547	8481	240	7	1419
MB	8397	36	500	1221	27	0	198
Total	8397	144	5481	12898	401	10	2312
Congressional District							
1st Congressional District							
Poll-OS	8397	36	928	1970	107	3	484
Poll-TS	8397	36	506	1226	27	0	211
VBM	8397	36	3547	8481	240	7	1419
MB	8397	36	500	1221	27	0	198
Total	8397	144	5481	12898	401	10	2312
Total							
Poll-OS	8397	36	928	1970	107	3	484
Poll-TS	8397	36	506	1226	27	0	211
VBM	8397	36	3547	8481	240	7	1419
MB	8397	36	500	1221	27	0	198
Total	8397	144	5481	12898	401	10	2312
Senate District							
4th Senate District							
Poll-OS	8397	36	928	1970	107	3	484
Poll-TS	8397	36	506	1226	27	0	211
VBM	8397	36	3547	8481	240	7	1419
MB	8397	36	500	1221	27	0	198
Total	8397	144	5481	12898	401	10	2312
Total							
Poll-OS	8397	36	928	1970	107	3	484
Poll-TS	8397	36	506	1226	27	0	211
VBM	8397	36	3547	8481	240	7	1419
MB	8397	36	500	1221	27	0	198
Total	8397	144	5481	12898	401	10	2312
Assembly District							
1st Assembly District							
Poll-OS	0	0	0	0	0	0	0
Poll-TS	0	0	0	0	0	0	0
VBM	0	0	0	0	0	0	0
MB	0	0	0	0	0	0	0
Total	0	0	0	0	0	0	0
3rd Assembly District							
Poll-OS	8397	36	928	1970	107	3	484
Poll-TS	8397	36	506	1226	27	0	211
VBM	8397	36	3547	8481	240	7	1419
MB	8397	36	500	1221	27	0	198
Total	8397	144	5481	12898	401	10	2312
Total							
Poll-OS	8397	36	928	1970	107	3	484
Poll-TS	8397	36	506	1226	27	0	211
VBM	8397	36	3547	8481	240	7	1419
MB	8397	36	500	1221	27	0	198
Total	8397	144	5481	12898	401	10	2312

Statement of Votes Cast
 Official Results November 8, 2016
 PRESIDENTIAL GENERAL ELECTION
 Butte County, California

Date:11/23/16
 Time:08:05:54
 Page:662 of 1904

CITY OF OROVILLE COUNCIL (3)							
	Reg. Voters	Vote For	Times Counted	Total Votes	Times Blank Voted	Times Over Voted	Number Of Under Votes
County Supervisor District							
1st Supervisor District							
Poll-OS	7918	27	918	1964	99	3	484
Poll-TS	7918	27	506	1226	27	0	211
VBM	7918	27	3547	8481	240	7	1419
MB	7918	27	186	448	15	0	65
Total	7918	108	5157	12119	381	10	2179
2nd Supervisor District							
Poll-OS	0	0	0	0	0	0	0
Poll-TS	0	0	0	0	0	0	0
VBM	0	0	0	0	0	0	0
MB	0	0	0	0	0	0	0
Total	0	0	0	0	0	0	0
3rd Supervisor District							
Poll-OS	0	0	0	0	0	0	0
Poll-TS	0	0	0	0	0	0	0
VBM	0	0	0	0	0	0	0
MB	0	0	0	0	0	0	0
Total	0	0	0	0	0	0	0
4th Supervisor District							
Poll-OS	479	9	10	6	8	0	0
Poll-TS	479	9	0	0	0	0	0
VBM	479	9	0	0	0	0	0
MB	479	9	314	773	12	0	133
Total	479	36	324	779	20	0	133
5th Supervisor District							
Poll-OS	0	0	0	0	0	0	0
Poll-TS	0	0	0	0	0	0	0
VBM	0	0	0	0	0	0	0
MB	0	0	0	0	0	0	0
Total	0	0	0	0	0	0	0
Total	8397	36	928	1970	107	3	484
Poll-OS	8397	36	506	1226	27	0	211
Poll-TS	8397	36	3547	8481	240	7	1419
VBM	8397	36	500	1221	27	0	198
Total	8397	144	5481	12898	401	10	2312
City							
City of Biggs							
Poll-OS	0	0	0	0	0	0	0
Poll-TS	0	0	0	0	0	0	0
VBM	0	0	0	0	0	0	0
MB	0	0	0	0	0	0	0
Total	0	0	0	0	0	0	0
City of Chico							
Poll-OS	0	0	0	0	0	0	0
Poll-TS	0	0	0	0	0	0	0
VBM	0	0	0	0	0	0	0
MB	0	0	0	0	0	0	0
Total	0	0	0	0	0	0	0
City of Gridley							
Poll-OS	0	0	0	0	0	0	0
Poll-TS	0	0	0	0	0	0	0
VBM	0	0	0	0	0	0	0
MB	0	0	0	0	0	0	0
Total	0	0	0	0	0	0	0
City of Oroville							
Poll-OS	8397	36	928	1970	107	3	484
Poll-TS	8397	36	506	1226	27	0	211

Statement of Votes Cast
 Official Results November 8, 2016
 PRESIDENTIAL GENERAL ELECTION
 Butte County, California

Date: 11/23/16
 Time: 08:05:54
 Page: 663 of 1904

CITY OF OROVILLE COUNCIL (3)							
	Reg. Voters	Vote For	Times Counted	Total Votes	Times Blank Voted	Times Over Voted	Number Of Under Votes
VBM	8397	36	3547	8481	240	7	1419
MB	8397	36	500	1221	27	0	198
Total	8397	144	5481	12898	401	10	2312
Town of Paradise							
Poll-OS	0	0	0	0	0	0	0
Poll-TS	0	0	0	0	0	0	0
VBM	0	0	0	0	0	0	0
MB	0	0	0	0	0	0	0
Total	0	0	0	0	0	0	0
No Matching District							
Poll-OS	0	0	0	0	0	0	0
Poll-TS	0	0	0	0	0	0	0
VBM	0	0	0	0	0	0	0
MB	0	0	0	0	0	0	0
Total	0	0	0	0	0	0	0
Total							
Poll-OS	8397	36	928	1970	107	3	484
Poll-TS	8397	36	506	1226	27	0	211
VBM	8397	36	3547	8481	240	7	1419
MB	8397	36	500	1221	27	0	198
Total	8397	144	5481	12898	401	10	2312
State Board of Equalization District							
1st District Board Equalization							
Poll-OS	8397	36	928	1970	107	3	484
Poll-TS	8397	36	506	1226	27	0	211
VBM	8397	36	3547	8481	240	7	1419
MB	8397	36	500	1221	27	0	198
Total	8397	144	5481	12898	401	10	2312
Total							
Poll-OS	8397	36	928	1970	107	3	484
Poll-TS	8397	36	506	1226	27	0	211
VBM	8397	36	3547	8481	240	7	1419
MB	8397	36	500	1221	27	0	198
Total	8397	144	5481	12898	401	10	2312
Unincorporated Area							
Unincorporated Area							
Poll-OS	0	0	0	0	0	0	0
Poll-TS	0	0	0	0	0	0	0
VBM	0	0	0	0	0	0	0
MB	0	0	0	0	0	0	0
Total	0	0	0	0	0	0	0
No Matching District							
Poll-OS	8397	36	928	1970	107	3	484
Poll-TS	8397	36	506	1226	27	0	211
VBM	8397	36	3547	8481	240	7	1419
MB	8397	36	500	1221	27	0	198
Total	8397	144	5481	12898	401	10	2312
Total							
Poll-OS	8397	36	928	1970	107	3	484
Poll-TS	8397	36	506	1226	27	0	211
VBM	8397	36	3547	8481	240	7	1419
MB	8397	36	500	1221	27	0	198
Total	8397	144	5481	12898	401	10	2312

Statement of Votes Cast
 Official Results November 8, 2016
 PRESIDENTIAL GENERAL ELECTION
 Butte County, California

Date: 11/23/16
 Time: 08:05:55
 Page: 664 of 1904

		CITY OF OROVILLE COUNCIL (3)							
		SOU J. VANG		AL SIMPSON		LINDA DRAPER		CLAY HEMSTALK	
Jurisdiction Wide									
1101									
	Poll-OS	18	7.83%	24	10.43%	32	13.91%	17	7.39%
	Poll-TS	10	7.94%	8	6.35%	19	15.08%	5	3.97%
	VBM	107	9.25%	109	9.42%	188	16.25%	61	5.27%
	MB	0	-	0	-	0	-	0	-
	Total	135	8.92%	141	9.32%	239	15.80%	83	5.49%
1102									
	Poll-OS	26	7.03%	32	8.65%	61	16.49%	12	3.24%
	Poll-TS	14	6.64%	17	8.06%	38	18.01%	9	4.27%
	VBM	125	8.46%	133	9.00%	243	16.45%	61	4.13%
	MB	0	-	0	-	0	-	0	-
	Total	165	8.02%	182	8.84%	342	16.62%	82	3.98%
1103									
	Poll-OS	27	7.46%	33	9.12%	65	17.96%	15	4.14%
	Poll-TS	17	5.70%	24	8.05%	59	19.80%	8	2.68%
	VBM	130	8.02%	152	9.38%	285	17.58%	56	3.45%
	MB	0	-	0	-	0	-	0	-
	Total	174	7.63%	209	9.16%	409	17.93%	79	3.46%
1104									
	Poll-OS	21	4.44%	46	9.73%	62	13.11%	23	4.86%
	Poll-TS	18	6.52%	20	7.25%	43	15.58%	16	5.80%
	VBM	139	7.27%	170	8.90%	258	13.50%	105	5.49%
	MB	0	-	0	-	0	-	0	-
	Total	178	6.69%	236	8.87%	363	13.65%	144	5.41%
1105									
	Poll-OS	25	9.23%	24	8.86%	34	12.55%	22	8.12%
	Poll-TS	9	5.11%	15	8.52%	28	15.91%	14	7.95%
	VBM	71	5.42%	127	9.70%	171	13.06%	109	8.33%
	MB	0	-	0	-	0	-	0	-
	Total	105	5.98%	166	9.45%	233	13.27%	145	8.26%
1106									
	Poll-OS	31	12.16%	23	9.02%	39	15.29%	11	4.31%
	Poll-TS	18	12.95%	6	4.32%	20	14.39%	9	6.47%
	VBM	110	10.93%	79	7.85%	119	11.83%	33	3.28%
	MB	0	-	0	-	0	-	0	-
	Total	159	11.36%	108	7.71%	178	12.71%	53	3.79%
1801									
	Poll-OS	-	-	-	-	-	-	-	-
	Poll-TS	-	-	-	-	-	-	-	-
	VBM	-	-	-	-	-	-	-	-
	MB	-	-	-	-	-	-	-	-
	Total	-	-	-	-	-	-	-	-
1802									
	Poll-OS	-	-	-	-	-	-	-	-
	Poll-TS	-	-	-	-	-	-	-	-
	VBM	-	-	-	-	-	-	-	-
	MB	-	-	-	-	-	-	-	-
	Total	-	-	-	-	-	-	-	-
1803									
	Poll-OS	-	-	-	-	-	-	-	-
	Poll-TS	-	-	-	-	-	-	-	-
	VBM	-	-	-	-	-	-	-	-
	MB	-	-	-	-	-	-	-	-
	Total	-	-	-	-	-	-	-	-
1804									
	Poll-OS	-	-	-	-	-	-	-	-
	Poll-TS	-	-	-	-	-	-	-	-
	VBM	-	-	-	-	-	-	-	-
	MB	-	-	-	-	-	-	-	-
	Total	-	-	-	-	-	-	-	-

Statement of Votes Cast
 Official Results November 8, 2016
 PRESIDENTIAL GENERAL ELECTION
 Butte County, California

Date:11/23/16
 Time:08:05:55
 Page:665 of 1904

		CITY OF OROVILLE COUNCIL (3)							
		SOU J. VANG		AL SIMPSON		LINDA DRAPER		CLAY HEMSTALK	
1805									
	Poll-OS	-	-	-	-	-	-	-	-
	Poll-TS	-	-	-	-	-	-	-	-
	VBM	-	-	-	-	-	-	-	-
	MB	-	-	-	-	-	-	-	-
	Total	-	-	-	-	-	-	-	-
1806									
	Poll-OS	-	-	-	-	-	-	-	-
	Poll-TS	-	-	-	-	-	-	-	-
	VBM	-	-	-	-	-	-	-	-
	MB	-	-	-	-	-	-	-	-
	Total	-	-	-	-	-	-	-	-
1807									
	Poll-OS	-	-	-	-	-	-	-	-
	Poll-TS	-	-	-	-	-	-	-	-
	VBM	-	-	-	-	-	-	-	-
	MB	-	-	-	-	-	-	-	-
	Total	-	-	-	-	-	-	-	-
1808									
	Poll-OS	-	-	-	-	-	-	-	-
	Poll-TS	-	-	-	-	-	-	-	-
	VBM	-	-	-	-	-	-	-	-
	MB	-	-	-	-	-	-	-	-
	Total	-	-	-	-	-	-	-	-
1809									
	Poll-OS	-	-	-	-	-	-	-	-
	Poll-TS	-	-	-	-	-	-	-	-
	VBM	-	-	-	-	-	-	-	-
	MB	-	-	-	-	-	-	-	-
	Total	-	-	-	-	-	-	-	-
1810									
	Poll-OS	-	-	-	-	-	-	-	-
	Poll-TS	-	-	-	-	-	-	-	-
	VBM	-	-	-	-	-	-	-	-
	MB	-	-	-	-	-	-	-	-
	Total	-	-	-	-	-	-	-	-
1811									
	Poll-OS	-	-	-	-	-	-	-	-
	Poll-TS	-	-	-	-	-	-	-	-
	VBM	-	-	-	-	-	-	-	-
	MB	-	-	-	-	-	-	-	-
	Total	-	-	-	-	-	-	-	-
1812									
	Poll-OS	-	-	-	-	-	-	-	-
	Poll-TS	-	-	-	-	-	-	-	-
	VBM	-	-	-	-	-	-	-	-
	MB	-	-	-	-	-	-	-	-
	Total	-	-	-	-	-	-	-	-
1901									
	Poll-OS	0	0.00%	1	33.33%	1	33.33%	0	0.00%
	Poll-TS	0	-	0	-	0	-	0	-
	VBM	0	-	0	-	0	-	0	-
	MB	49	11.56%	32	7.55%	57	13.44%	27	6.37%
	Total	49	11.48%	33	7.73%	58	13.58%	27	6.32%
1902									
	Poll-OS	0	-	0	-	0	-	0	-
	Poll-TS	0	-	0	-	0	-	0	-
	VBM	0	-	0	-	0	-	0	-
	MB	3	12.50%	3	12.50%	4	16.67%	1	4.17%
	Total	3	12.50%	3	12.50%	4	16.67%	1	4.17%
1903									

Statement of Votes Cast
 Official Results November 8, 2016
 PRESIDENTIAL GENERAL ELECTION
 Butte County, California

Date: 11/23/16
 Time: 08:05:55
 Page: 666 of 1904

		CITY OF OROVILLE COUNCIL (3)							
		SOU J. VANG		AL SIMPSON		LINDA DRAPER		CLAY HEMSTALK	
Poll-OS		0	-	0	-	0	-	0	-
Poll-TS		0	-	0	-	0	-	0	-
VBM		0	-	0	-	0	-	0	-
MB		0	-	0	-	0	-	0	-
Total		0	-	0	-	0	-	0	-
1904									
Poll-OS		-	-	-	-	-	-	-	-
Poll-TS		-	-	-	-	-	-	-	-
VBM		-	-	-	-	-	-	-	-
MB		-	-	-	-	-	-	-	-
Total		-	-	-	-	-	-	-	-
1905									
Poll-OS		-	-	-	-	-	-	-	-
Poll-TS		-	-	-	-	-	-	-	-
VBM		-	-	-	-	-	-	-	-
MB		-	-	-	-	-	-	-	-
Total		-	-	-	-	-	-	-	-
1906									
Poll-OS		-	-	-	-	-	-	-	-
Poll-TS		-	-	-	-	-	-	-	-
VBM		-	-	-	-	-	-	-	-
MB		-	-	-	-	-	-	-	-
Total		-	-	-	-	-	-	-	-
1907									
Poll-OS		-	-	-	-	-	-	-	-
Poll-TS		-	-	-	-	-	-	-	-
VBM		-	-	-	-	-	-	-	-
MB		-	-	-	-	-	-	-	-
Total		-	-	-	-	-	-	-	-
1908									
Poll-OS		-	-	-	-	-	-	-	-
Poll-TS		-	-	-	-	-	-	-	-
VBM		-	-	-	-	-	-	-	-
MB		-	-	-	-	-	-	-	-
Total		-	-	-	-	-	-	-	-
1909									
Poll-OS		-	-	-	-	-	-	-	-
Poll-TS		-	-	-	-	-	-	-	-
VBM		-	-	-	-	-	-	-	-
MB		-	-	-	-	-	-	-	-
Total		-	-	-	-	-	-	-	-
1910									
Poll-OS		-	-	-	-	-	-	-	-
Poll-TS		-	-	-	-	-	-	-	-
VBM		-	-	-	-	-	-	-	-
MB		-	-	-	-	-	-	-	-
Total		-	-	-	-	-	-	-	-
1911									
Poll-OS		-	-	-	-	-	-	-	-
Poll-TS		-	-	-	-	-	-	-	-
VBM		-	-	-	-	-	-	-	-
MB		-	-	-	-	-	-	-	-
Total		-	-	-	-	-	-	-	-
1912									
Poll-OS		-	-	-	-	-	-	-	-
Poll-TS		-	-	-	-	-	-	-	-
VBM		-	-	-	-	-	-	-	-
MB		-	-	-	-	-	-	-	-
Total		-	-	-	-	-	-	-	-
1913									
Poll-OS		-	-	-	-	-	-	-	-

Statement of Votes Cast
 Official Results November 8, 2016
 PRESIDENTIAL GENERAL ELECTION
 Butte County, California

Date:11/23/16
 Time:08:05:55
 Page:667 of 1904

	CITY OF OROVILLE COUNCIL (3)			
	SOU J. VANG	AL SIMPSON	LINDA DRAPER	CLAY HEMSTALK
Poll-TS	-	-	-	-
VBM	-	-	-	-
MB	-	-	-	-
Total	-	-	-	-
1914				
Poll-OS	-	-	-	-
Poll-TS	-	-	-	-
VBM	-	-	-	-
MB	-	-	-	-
Total	-	-	-	-
2201				
Poll-OS	-	-	-	-
Poll-TS	-	-	-	-
VBM	-	-	-	-
MB	-	-	-	-
Total	-	-	-	-
2202				
Poll-OS	-	-	-	-
Poll-TS	-	-	-	-
VBM	-	-	-	-
MB	-	-	-	-
Total	-	-	-	-
2203				
Poll-OS	-	-	-	-
Poll-TS	-	-	-	-
VBM	-	-	-	-
MB	-	-	-	-
Total	-	-	-	-
2204				
Poll-OS	-	-	-	-
Poll-TS	-	-	-	-
VBM	-	-	-	-
MB	-	-	-	-
Total	-	-	-	-
2205				
Poll-OS	-	-	-	-
Poll-TS	-	-	-	-
VBM	-	-	-	-
MB	-	-	-	-
Total	-	-	-	-
2206				
Poll-OS	-	-	-	-
Poll-TS	-	-	-	-
VBM	-	-	-	-
MB	-	-	-	-
Total	-	-	-	-
2207				
Poll-OS	-	-	-	-
Poll-TS	-	-	-	-
VBM	-	-	-	-
MB	-	-	-	-
Total	-	-	-	-
2208				
Poll-OS	-	-	-	-
Poll-TS	-	-	-	-
VBM	-	-	-	-
MB	-	-	-	-
Total	-	-	-	-
2209				
Poll-OS	-	-	-	-
Poll-TS	-	-	-	-

Statement of Votes Cast
 Official Results November 8, 2016
 PRESIDENTIAL GENERAL ELECTION
 Butte County, California

Date: 11/23/16
 Time: 08:05:55
 Page: 668 of 1904

	CITY OF OROVILLE COUNCIL (3)			
	SOU J. VANG	AL SIMPSON	LINDA DRAPER	CLAY HEMSTALK
VBM	-	-	-	-
MB	-	-	-	-
Total	-	-	-	-
2210				
Poll-OS	-	-	-	-
Poll-TS	-	-	-	-
VBM	-	-	-	-
MB	-	-	-	-
Total	-	-	-	-
2211				
Poll-OS	-	-	-	-
Poll-TS	-	-	-	-
VBM	-	-	-	-
MB	-	-	-	-
Total	-	-	-	-
2212				
Poll-OS	-	-	-	-
Poll-TS	-	-	-	-
VBM	-	-	-	-
MB	-	-	-	-
Total	-	-	-	-
2213				
Poll-OS	-	-	-	-
Poll-TS	-	-	-	-
VBM	-	-	-	-
MB	-	-	-	-
Total	-	-	-	-
2214				
Poll-OS	-	-	-	-
Poll-TS	-	-	-	-
VBM	-	-	-	-
MB	-	-	-	-
Total	-	-	-	-
2215				
Poll-OS	-	-	-	-
Poll-TS	-	-	-	-
VBM	-	-	-	-
MB	-	-	-	-
Total	-	-	-	-
2216				
Poll-OS	-	-	-	-
Poll-TS	-	-	-	-
VBM	-	-	-	-
MB	-	-	-	-
Total	-	-	-	-
2801				
Poll-OS	-	-	-	-
Poll-TS	-	-	-	-
VBM	-	-	-	-
MB	-	-	-	-
Total	-	-	-	-
2802				
Poll-OS	-	-	-	-
Poll-TS	-	-	-	-
VBM	-	-	-	-
MB	-	-	-	-
Total	-	-	-	-
2803				
Poll-OS	-	-	-	-
Poll-TS	-	-	-	-
VBM	-	-	-	-

Statement of Votes Cast
 Official Results November 8, 2016
 PRESIDENTIAL GENERAL ELECTION
 Butte County, California

Date:11/23/16
 Time:08:05:55
 Page:669 of 1904

	CITY OF OROVILLE COUNCIL (3)			
	SOU J. VANG	AL SIMPSON	LINDA DRAPER	CLAY HEMSTALK
MB	-	-	-	-
Total	-	-	-	-
2804				
Poll-OS	-	-	-	-
Poll-TS	-	-	-	-
VBM	-	-	-	-
MB	-	-	-	-
Total	-	-	-	-
2805				
Poll-OS	-	-	-	-
Poll-TS	-	-	-	-
VBM	-	-	-	-
MB	-	-	-	-
Total	-	-	-	-
2806				
Poll-OS	-	-	-	-
Poll-TS	-	-	-	-
VBM	-	-	-	-
MB	-	-	-	-
Total	-	-	-	-
2901				
Poll-OS	-	-	-	-
Poll-TS	-	-	-	-
VBM	-	-	-	-
MB	-	-	-	-
Total	-	-	-	-
2902				
Poll-OS	-	-	-	-
Poll-TS	-	-	-	-
VBM	-	-	-	-
MB	-	-	-	-
Total	-	-	-	-
2903				
Poll-OS	-	-	-	-
Poll-TS	-	-	-	-
VBM	-	-	-	-
MB	-	-	-	-
Total	-	-	-	-
3201				
Poll-OS	-	-	-	-
Poll-TS	-	-	-	-
VBM	-	-	-	-
MB	-	-	-	-
Total	-	-	-	-
3202				
Poll-OS	-	-	-	-
Poll-TS	-	-	-	-
VBM	-	-	-	-
MB	-	-	-	-
Total	-	-	-	-
3203				
Poll-OS	-	-	-	-
Poll-TS	-	-	-	-
VBM	-	-	-	-
MB	-	-	-	-
Total	-	-	-	-
3204				
Poll-OS	-	-	-	-
Poll-TS	-	-	-	-
VBM	-	-	-	-
MB	-	-	-	-

Statement of Votes Cast
 Official Results November 8, 2016
 PRESIDENTIAL GENERAL ELECTION
 Butte County, California

Date: 11/23/16
 Time: 08:05:55
 Page: 670 of 1904

	CITY OF OROVILLE COUNCIL (3)			
	SOU J. VANG	AL SIMPSON	LINDA DRAPER	CLAY HEMSTALK
Total	-	-	-	-
3205				
Poll-OS	-	-	-	-
Poll-TS	-	-	-	-
VBM	-	-	-	-
MB	-	-	-	-
Total	-	-	-	-
3206				
Poll-OS	-	-	-	-
Poll-TS	-	-	-	-
VBM	-	-	-	-
MB	-	-	-	-
Total	-	-	-	-
3207				
Poll-OS	-	-	-	-
Poll-TS	-	-	-	-
VBM	-	-	-	-
MB	-	-	-	-
Total	-	-	-	-
3208				
Poll-OS	-	-	-	-
Poll-TS	-	-	-	-
VBM	-	-	-	-
MB	-	-	-	-
Total	-	-	-	-
3209				
Poll-OS	-	-	-	-
Poll-TS	-	-	-	-
VBM	-	-	-	-
MB	-	-	-	-
Total	-	-	-	-
3210				
Poll-OS	-	-	-	-
Poll-TS	-	-	-	-
VBM	-	-	-	-
MB	-	-	-	-
Total	-	-	-	-
3211				
Poll-OS	-	-	-	-
Poll-TS	-	-	-	-
VBM	-	-	-	-
MB	-	-	-	-
Total	-	-	-	-
3212				
Poll-OS	-	-	-	-
Poll-TS	-	-	-	-
VBM	-	-	-	-
MB	-	-	-	-
Total	-	-	-	-
3213				
Poll-OS	-	-	-	-
Poll-TS	-	-	-	-
VBM	-	-	-	-
MB	-	-	-	-
Total	-	-	-	-
3214				
Poll-OS	-	-	-	-
Poll-TS	-	-	-	-
VBM	-	-	-	-
MB	-	-	-	-
Total	-	-	-	-

Statement of Votes Cast
 Official Results November 8, 2016
 PRESIDENTIAL GENERAL ELECTION
 Butte County, California

Date:11/23/16
 Time:08:05:55
 Page:671 of 1904

	CITY OF OROVILLE COUNCIL (3)			
	SOU J. VANG	AL SIMPSON	LINDA DRAPER	CLAY HEMSTALK
3215				
Poll-OS	-	-	-	-
Poll-TS	-	-	-	-
VBM	-	-	-	-
MB	-	-	-	-
Total	-	-	-	-
3216				
Poll-OS	-	-	-	-
Poll-TS	-	-	-	-
VBM	-	-	-	-
MB	-	-	-	-
Total	-	-	-	-
3801				
Poll-OS	-	-	-	-
Poll-TS	-	-	-	-
VBM	-	-	-	-
MB	-	-	-	-
Total	-	-	-	-
3802				
Poll-OS	-	-	-	-
Poll-TS	-	-	-	-
VBM	-	-	-	-
MB	-	-	-	-
Total	-	-	-	-
3901				
Poll-OS	-	-	-	-
Poll-TS	-	-	-	-
VBM	-	-	-	-
MB	-	-	-	-
Total	-	-	-	-
3902				
Poll-OS	-	-	-	-
Poll-TS	-	-	-	-
VBM	-	-	-	-
MB	-	-	-	-
Total	-	-	-	-
3903				
Poll-OS	-	-	-	-
Poll-TS	-	-	-	-
VBM	-	-	-	-
MB	-	-	-	-
Total	-	-	-	-
3904				
Poll-OS	-	-	-	-
Poll-TS	-	-	-	-
VBM	-	-	-	-
MB	-	-	-	-
Total	-	-	-	-
3905				
Poll-OS	-	-	-	-
Poll-TS	-	-	-	-
VBM	-	-	-	-
MB	-	-	-	-
Total	-	-	-	-
3906				
Poll-OS	-	-	-	-
Poll-TS	-	-	-	-
VBM	-	-	-	-
MB	-	-	-	-
Total	-	-	-	-
3907				

Statement of Votes Cast
 Official Results November 8, 2016
 PRESIDENTIAL GENERAL ELECTION
 Butte County, California

Date: 11/23/16
 Time: 08:05:56
 Page: 672 of 1904

		CITY OF OROVILLE COUNCIL (3)			
		SOU J. VANG	AL SIMPSON	LINDA DRAPER	CLAY HEMSTALK
	Poll-OS	-	-	-	-
	Poll-TS	-	-	-	-
	VBM	-	-	-	-
	MB	-	-	-	-
	Total	-	-	-	-
4201					
	Poll-OS	-	-	-	-
	Poll-TS	-	-	-	-
	VBM	-	-	-	-
	MB	-	-	-	-
	Total	-	-	-	-
4202					
	Poll-OS	-	-	-	-
	Poll-TS	-	-	-	-
	VBM	-	-	-	-
	MB	-	-	-	-
	Total	-	-	-	-
4203					
	Poll-OS	-	-	-	-
	Poll-TS	-	-	-	-
	VBM	-	-	-	-
	MB	-	-	-	-
	Total	-	-	-	-
4204					
	Poll-OS	-	-	-	-
	Poll-TS	-	-	-	-
	VBM	-	-	-	-
	MB	-	-	-	-
	Total	-	-	-	-
4301					
	Poll-OS	-	-	-	-
	Poll-TS	-	-	-	-
	VBM	-	-	-	-
	MB	-	-	-	-
	Total	-	-	-	-
4302					
	Poll-OS	-	-	-	-
	Poll-TS	-	-	-	-
	VBM	-	-	-	-
	MB	-	-	-	-
	Total	-	-	-	-
4401					
	Poll-OS	-	-	-	-
	Poll-TS	-	-	-	-
	VBM	-	-	-	-
	MB	-	-	-	-
	Total	-	-	-	-
4801					
	Poll-OS	-	-	-	-
	Poll-TS	-	-	-	-
	VBM	-	-	-	-
	MB	-	-	-	-
	Total	-	-	-	-
4802					
	Poll-OS	-	-	-	-
	Poll-TS	-	-	-	-
	VBM	-	-	-	-
	MB	-	-	-	-
	Total	-	-	-	-
4803					
	Poll-OS	-	-	-	-

Statement of Votes Cast
 Official Results November 8, 2016
 PRESIDENTIAL GENERAL ELECTION
 Butte County, California

Date:11/23/16
 Time:08:05:56
 Page:673 of 1904

		CITY OF OROVILLE COUNCIL (3)							
		SOU J. VANG		AL SIMPSON		LINDA DRAPER		CLAY HEMSTALK	
Poll-TS		-	-	-	-	-	-	-	-
VBM		-	-	-	-	-	-	-	-
MB		-	-	-	-	-	-	-	-
Total		-	-	-	-	-	-	-	-
4804									
Poll-OS		-	-	-	-	-	-	-	-
Poll-TS		-	-	-	-	-	-	-	-
VBM		-	-	-	-	-	-	-	-
MB		-	-	-	-	-	-	-	-
Total		-	-	-	-	-	-	-	-
4805									
Poll-OS		-	-	-	-	-	-	-	-
Poll-TS		-	-	-	-	-	-	-	-
VBM		-	-	-	-	-	-	-	-
MB		-	-	-	-	-	-	-	-
Total		-	-	-	-	-	-	-	-
4806									
Poll-OS		-	-	-	-	-	-	-	-
Poll-TS		-	-	-	-	-	-	-	-
VBM		-	-	-	-	-	-	-	-
MB		-	-	-	-	-	-	-	-
Total		-	-	-	-	-	-	-	-
4807									
Poll-OS		-	-	-	-	-	-	-	-
Poll-TS		-	-	-	-	-	-	-	-
VBM		-	-	-	-	-	-	-	-
MB		-	-	-	-	-	-	-	-
Total		-	-	-	-	-	-	-	-
4808									
Poll-OS		-	-	-	-	-	-	-	-
Poll-TS		-	-	-	-	-	-	-	-
VBM		-	-	-	-	-	-	-	-
MB		-	-	-	-	-	-	-	-
Total		-	-	-	-	-	-	-	-
4901									
Poll-OS		1	16.67%	0	0.00%	1	16.67%	0	0.00%
Poll-TS		0	-	0	-	0	-	0	-
VBM		0	-	0	-	0	-	0	-
MB		79	10.22%	67	8.67%	99	12.81%	37	4.79%
Total		80	10.27%	67	8.60%	100	12.84%	37	4.75%
4902									
Poll-OS		0	-	0	-	0	-	0	-
Poll-TS		0	-	0	-	0	-	0	-
VBM		0	-	0	-	0	-	0	-
MB		0	-	0	-	0	-	0	-
Total		0	-	0	-	0	-	0	-
4903									
Poll-OS		0	-	0	-	0	-	0	-
Poll-TS		0	-	0	-	0	-	0	-
VBM		0	-	0	-	0	-	0	-
MB		0	-	0	-	0	-	0	-
Total		0	-	0	-	0	-	0	-
4904									
Poll-OS		-	-	-	-	-	-	-	-
Poll-TS		-	-	-	-	-	-	-	-
VBM		-	-	-	-	-	-	-	-
MB		-	-	-	-	-	-	-	-
Total		-	-	-	-	-	-	-	-
4905									
Poll-OS		-	-	-	-	-	-	-	-
Poll-TS		-	-	-	-	-	-	-	-

Statement of Votes Cast
 Official Results November 8, 2016
 PRESIDENTIAL GENERAL ELECTION
 Butte County, California

Date: 11/23/16
 Time: 08:05:56
 Page: 674 of 1904

		CITY OF OROVILLE COUNCIL (3)			
		SOU J. VANG	AL SIMPSON	LINDA DRAPER	CLAY HEMSTALK
VBM		-	-	-	-
MB		-	-	-	-
Total		-	-	-	-
4906					
Poll-OS		-	-	-	-
Poll-TS		-	-	-	-
VBM		-	-	-	-
MB		-	-	-	-
Total		-	-	-	-
4907					
Poll-OS		-	-	-	-
Poll-TS		-	-	-	-
VBM		-	-	-	-
MB		-	-	-	-
Total		-	-	-	-
4908					
Poll-OS		-	-	-	-
Poll-TS		-	-	-	-
VBM		-	-	-	-
MB		-	-	-	-
Total		-	-	-	-
4909					
Poll-OS		-	-	-	-
Poll-TS		-	-	-	-
VBM		-	-	-	-
MB		-	-	-	-
Total		-	-	-	-
4910					
Poll-OS		-	-	-	-
Poll-TS		-	-	-	-
VBM		-	-	-	-
MB		-	-	-	-
Total		-	-	-	-
4911					
Poll-OS		-	-	-	-
Poll-TS		-	-	-	-
VBM		-	-	-	-
MB		-	-	-	-
Total		-	-	-	-
4912					
Poll-OS		-	-	-	-
Poll-TS		-	-	-	-
VBM		-	-	-	-
MB		-	-	-	-
Total		-	-	-	-
5201					
Poll-OS		-	-	-	-
Poll-TS		-	-	-	-
VBM		-	-	-	-
MB		-	-	-	-
Total		-	-	-	-
5501					
Poll-OS		-	-	-	-
Poll-TS		-	-	-	-
VBM		-	-	-	-
MB		-	-	-	-
Total		-	-	-	-
5502					
Poll-OS		-	-	-	-
Poll-TS		-	-	-	-
VBM		-	-	-	-

Statement of Votes Cast
 Official Results November 8, 2016
 PRESIDENTIAL GENERAL ELECTION
 Butte County, California

Date:11/23/16
 Time:08:05:56
 Page:675 of 1904

	CITY OF OROVILLE COUNCIL (3)			
	SOU J. VANG	AL SIMPSON	LINDA DRAPER	CLAY HEMSTALK
MB	-	-	-	-
Total	-	-	-	-
5503				
Poll-OS	-	-	-	-
Poll-TS	-	-	-	-
VBM	-	-	-	-
MB	-	-	-	-
Total	-	-	-	-
5504				
Poll-OS	-	-	-	-
Poll-TS	-	-	-	-
VBM	-	-	-	-
MB	-	-	-	-
Total	-	-	-	-
5505				
Poll-OS	-	-	-	-
Poll-TS	-	-	-	-
VBM	-	-	-	-
MB	-	-	-	-
Total	-	-	-	-
5506				
Poll-OS	-	-	-	-
Poll-TS	-	-	-	-
VBM	-	-	-	-
MB	-	-	-	-
Total	-	-	-	-
5507				
Poll-OS	-	-	-	-
Poll-TS	-	-	-	-
VBM	-	-	-	-
MB	-	-	-	-
Total	-	-	-	-
5508				
Poll-OS	-	-	-	-
Poll-TS	-	-	-	-
VBM	-	-	-	-
MB	-	-	-	-
Total	-	-	-	-
5509				
Poll-OS	-	-	-	-
Poll-TS	-	-	-	-
VBM	-	-	-	-
MB	-	-	-	-
Total	-	-	-	-
5510				
Poll-OS	-	-	-	-
Poll-TS	-	-	-	-
VBM	-	-	-	-
MB	-	-	-	-
Total	-	-	-	-
5511				
Poll-OS	-	-	-	-
Poll-TS	-	-	-	-
VBM	-	-	-	-
MB	-	-	-	-
Total	-	-	-	-
5512				
Poll-OS	-	-	-	-
Poll-TS	-	-	-	-
VBM	-	-	-	-
MB	-	-	-	-

Statement of Votes Cast
 Official Results November 8, 2016
 PRESIDENTIAL GENERAL ELECTION
 Butte County, California

Date: 11/23/16
 Time: 08:05:56
 Page: 676 of 1904

	CITY OF OROVILLE COUNCIL (3)			
	SOU J. VANG	AL SIMPSON	LINDA DRAPER	CLAY HEMSTALK
Total	-	-	-	-
5513				
Poll-OS	-	-	-	-
Poll-TS	-	-	-	-
VBM	-	-	-	-
MB	-	-	-	-
Total	-	-	-	-
5801				
Poll-OS	-	-	-	-
Poll-TS	-	-	-	-
VBM	-	-	-	-
MB	-	-	-	-
Total	-	-	-	-
5802				
Poll-OS	-	-	-	-
Poll-TS	-	-	-	-
VBM	-	-	-	-
MB	-	-	-	-
Total	-	-	-	-
5803				
Poll-OS	-	-	-	-
Poll-TS	-	-	-	-
VBM	-	-	-	-
MB	-	-	-	-
Total	-	-	-	-
5804				
Poll-OS	-	-	-	-
Poll-TS	-	-	-	-
VBM	-	-	-	-
MB	-	-	-	-
Total	-	-	-	-
5805				
Poll-OS	-	-	-	-
Poll-TS	-	-	-	-
VBM	-	-	-	-
MB	-	-	-	-
Total	-	-	-	-
5806				
Poll-OS	-	-	-	-
Poll-TS	-	-	-	-
VBM	-	-	-	-
MB	-	-	-	-
Total	-	-	-	-
5901				
Poll-OS	-	-	-	-
Poll-TS	-	-	-	-
VBM	-	-	-	-
MB	-	-	-	-
Total	-	-	-	-
5902				
Poll-OS	-	-	-	-
Poll-TS	-	-	-	-
VBM	-	-	-	-
MB	-	-	-	-
Total	-	-	-	-
5903				
Poll-OS	-	-	-	-
Poll-TS	-	-	-	-
VBM	-	-	-	-
MB	-	-	-	-
Total	-	-	-	-

Statement of Votes Cast
 Official Results November 8, 2016
 PRESIDENTIAL GENERAL ELECTION
 Butte County, California

Date: 11/23/16
 Time: 08:05:56
 Page: 677 of 1904

	CITY OF OROVILLE COUNCIL (3)							
	SOU J. VANG		AL SIMPSON		LINDA DRAPER		CLAY HEMSTALK	
5904								
Poll-OS	-	-	-	-	-	-	-	-
Poll-TS	-	-	-	-	-	-	-	-
VBM	-	-	-	-	-	-	-	-
MB	-	-	-	-	-	-	-	-
Total	-	-	-	-	-	-	-	-
5905								
Poll-OS	-	-	-	-	-	-	-	-
Poll-TS	-	-	-	-	-	-	-	-
VBM	-	-	-	-	-	-	-	-
MB	-	-	-	-	-	-	-	-
Total	-	-	-	-	-	-	-	-
5906								
Poll-OS	-	-	-	-	-	-	-	-
Poll-TS	-	-	-	-	-	-	-	-
VBM	-	-	-	-	-	-	-	-
MB	-	-	-	-	-	-	-	-
Total	-	-	-	-	-	-	-	-
5907								
Poll-OS	-	-	-	-	-	-	-	-
Poll-TS	-	-	-	-	-	-	-	-
VBM	-	-	-	-	-	-	-	-
MB	-	-	-	-	-	-	-	-
Total	-	-	-	-	-	-	-	-
5908								
Poll-OS	-	-	-	-	-	-	-	-
Poll-TS	-	-	-	-	-	-	-	-
VBM	-	-	-	-	-	-	-	-
MB	-	-	-	-	-	-	-	-
Total	-	-	-	-	-	-	-	-
5909								
Poll-OS	-	-	-	-	-	-	-	-
Poll-TS	-	-	-	-	-	-	-	-
VBM	-	-	-	-	-	-	-	-
MB	-	-	-	-	-	-	-	-
Total	-	-	-	-	-	-	-	-
5910								
Poll-OS	-	-	-	-	-	-	-	-
Poll-TS	-	-	-	-	-	-	-	-
VBM	-	-	-	-	-	-	-	-
MB	-	-	-	-	-	-	-	-
Total	-	-	-	-	-	-	-	-
5911								
Poll-OS	-	-	-	-	-	-	-	-
Poll-TS	-	-	-	-	-	-	-	-
VBM	-	-	-	-	-	-	-	-
MB	-	-	-	-	-	-	-	-
Total	-	-	-	-	-	-	-	-
5912								
Poll-OS	-	-	-	-	-	-	-	-
Poll-TS	-	-	-	-	-	-	-	-
VBM	-	-	-	-	-	-	-	-
MB	-	-	-	-	-	-	-	-
Total	-	-	-	-	-	-	-	-
Total								
Poll-OS	149	7.56%	183	9.29%	295	14.97%	100	5.08%
Poll-TS	86	7.01%	90	7.34%	207	16.88%	61	4.98%
VBM	682	8.04%	770	9.08%	1264	14.90%	425	5.01%
MB	131	10.73%	102	8.35%	160	13.10%	65	5.32%
Total	1048	8.13%	1145	8.88%	1926	14.93%	651	5.05%

Statement of Votes Cast
 Official Results November 8, 2016
 PRESIDENTIAL GENERAL ELECTION
 Butte County, California

Date: 11/23/16
 Time: 08:05:56
 Page: 678 of 1904

		CITY OF OROVILLE COUNCIL (3)							
		SOU J. VANG		AL SIMPSON		LINDA DRAPER		CLAY HEMSTALK	
County									
County of Butte									
Poll-OS		149	7.56%	183	9.29%	295	14.97%	100	5.08%
Poll-TS		86	7.01%	90	7.34%	207	16.88%	61	4.98%
VBM		682	8.04%	770	9.08%	1264	14.90%	425	5.01%
MB		131	10.73%	102	8.35%	160	13.10%	65	5.32%
Total		1048	8.13%	1145	8.88%	1926	14.93%	651	5.05%
Total									
Poll-OS		149	7.56%	183	9.29%	295	14.97%	100	5.08%
Poll-TS		86	7.01%	90	7.34%	207	16.88%	61	4.98%
VBM		682	8.04%	770	9.08%	1264	14.90%	425	5.01%
MB		131	10.73%	102	8.35%	160	13.10%	65	5.32%
Total		1048	8.13%	1145	8.88%	1926	14.93%	651	5.05%
Congressional District									
1st Congressional District									
Poll-OS		149	7.56%	183	9.29%	295	14.97%	100	5.08%
Poll-TS		86	7.01%	90	7.34%	207	16.88%	61	4.98%
VBM		682	8.04%	770	9.08%	1264	14.90%	425	5.01%
MB		131	10.73%	102	8.35%	160	13.10%	65	5.32%
Total		1048	8.13%	1145	8.88%	1926	14.93%	651	5.05%
Total									
Poll-OS		149	7.56%	183	9.29%	295	14.97%	100	5.08%
Poll-TS		86	7.01%	90	7.34%	207	16.88%	61	4.98%
VBM		682	8.04%	770	9.08%	1264	14.90%	425	5.01%
MB		131	10.73%	102	8.35%	160	13.10%	65	5.32%
Total		1048	8.13%	1145	8.88%	1926	14.93%	651	5.05%
Senate District									
4th Senate District									
Poll-OS		149	7.56%	183	9.29%	295	14.97%	100	5.08%
Poll-TS		86	7.01%	90	7.34%	207	16.88%	61	4.98%
VBM		682	8.04%	770	9.08%	1264	14.90%	425	5.01%
MB		131	10.73%	102	8.35%	160	13.10%	65	5.32%
Total		1048	8.13%	1145	8.88%	1926	14.93%	651	5.05%
Total									
Poll-OS		149	7.56%	183	9.29%	295	14.97%	100	5.08%
Poll-TS		86	7.01%	90	7.34%	207	16.88%	61	4.98%
VBM		682	8.04%	770	9.08%	1264	14.90%	425	5.01%
MB		131	10.73%	102	8.35%	160	13.10%	65	5.32%
Total		1048	8.13%	1145	8.88%	1926	14.93%	651	5.05%
Assembly District									
1st Assembly District									
Poll-OS		0	-	0	-	0	-	0	-
Poll-TS		0	-	0	-	0	-	0	-
VBM		0	-	0	-	0	-	0	-
MB		0	-	0	-	0	-	0	-
Total		0	-	0	-	0	-	0	-
3rd Assembly District									
Poll-OS		149	7.56%	183	9.29%	295	14.97%	100	5.08%
Poll-TS		86	7.01%	90	7.34%	207	16.88%	61	4.98%
VBM		682	8.04%	770	9.08%	1264	14.90%	425	5.01%
MB		131	10.73%	102	8.35%	160	13.10%	65	5.32%
Total		1048	8.13%	1145	8.88%	1926	14.93%	651	5.05%
Total									
Poll-OS		149	7.56%	183	9.29%	295	14.97%	100	5.08%
Poll-TS		86	7.01%	90	7.34%	207	16.88%	61	4.98%
VBM		682	8.04%	770	9.08%	1264	14.90%	425	5.01%
MB		131	10.73%	102	8.35%	160	13.10%	65	5.32%
Total		1048	8.13%	1145	8.88%	1926	14.93%	651	5.05%

Statement of Votes Cast
 Official Results November 8, 2016
 PRESIDENTIAL GENERAL ELECTION
 Butte County, California

Date: 11/23/16
 Time: 08:05:56
 Page: 679 of 1904

	CITY OF OROVILLE COUNCIL (3)							
	SOU J. VANG		AL SIMPSON		LINDA DRAPER		CLAY HEMSTALK	
County Supervisor District								
1st Supervisor District								
Poll-OS	148	7.54%	183	9.32%	294	14.97%	100	5.09%
Poll-TS	86	7.01%	90	7.34%	207	16.88%	61	4.98%
VBM	682	8.04%	770	9.08%	1264	14.90%	425	5.01%
MB	52	11.61%	35	7.81%	61	13.62%	28	6.25%
Total	968	7.99%	1078	8.90%	1826	15.07%	614	5.07%
2nd Supervisor District								
Poll-OS	0	-	0	-	0	-	0	-
Poll-TS	0	-	0	-	0	-	0	-
VBM	0	-	0	-	0	-	0	-
MB	0	-	0	-	0	-	0	-
Total	0	-	0	-	0	-	0	-
3rd Supervisor District								
Poll-OS	0	-	0	-	0	-	0	-
Poll-TS	0	-	0	-	0	-	0	-
VBM	0	-	0	-	0	-	0	-
MB	0	-	0	-	0	-	0	-
Total	0	-	0	-	0	-	0	-
4th Supervisor District								
Poll-OS	1	16.67%	0	0.00%	1	16.67%	0	0.00%
Poll-TS	0	-	0	-	0	-	0	-
VBM	0	-	0	-	0	-	0	-
MB	79	10.22%	67	8.67%	99	12.81%	37	4.79%
Total	80	10.27%	67	8.60%	100	12.84%	37	4.75%
5th Supervisor District								
Poll-OS	0	-	0	-	0	-	0	-
Poll-TS	0	-	0	-	0	-	0	-
VBM	0	-	0	-	0	-	0	-
MB	0	-	0	-	0	-	0	-
Total	0	-	0	-	0	-	0	-
Total								
Poll-OS	149	7.56%	183	9.29%	295	14.97%	100	5.08%
Poll-TS	86	7.01%	90	7.34%	207	16.88%	61	4.98%
VBM	682	8.04%	770	9.08%	1264	14.90%	425	5.01%
MB	131	10.73%	102	8.35%	160	13.10%	65	5.32%
Total	1048	8.13%	1145	8.88%	1926	14.93%	651	5.05%
City								
City of Biggs								
Poll-OS	0	-	0	-	0	-	0	-
Poll-TS	0	-	0	-	0	-	0	-
VBM	0	-	0	-	0	-	0	-
MB	0	-	0	-	0	-	0	-
Total	0	-	0	-	0	-	0	-
City of Chico								
Poll-OS	0	-	0	-	0	-	0	-
Poll-TS	0	-	0	-	0	-	0	-
VBM	0	-	0	-	0	-	0	-
MB	0	-	0	-	0	-	0	-
Total	0	-	0	-	0	-	0	-
City of Gridley								
Poll-OS	0	-	0	-	0	-	0	-
Poll-TS	0	-	0	-	0	-	0	-
VBM	0	-	0	-	0	-	0	-
MB	0	-	0	-	0	-	0	-
Total	0	-	0	-	0	-	0	-
City of Oroville								
Poll-OS	149	7.56%	183	9.29%	295	14.97%	100	5.08%
Poll-TS	86	7.01%	90	7.34%	207	16.88%	61	4.98%

Statement of Votes Cast
 Official Results November 8, 2016
 PRESIDENTIAL GENERAL ELECTION
 Butte County, California

Date:11/23/16
 Time:08:05:56
 Page:680 of 1904

	CITY OF OROVILLE COUNCIL (3)							
	SOU J. VANG		AL SIMPSON		LINDA DRAPER		CLAY HEMSTALK	
VBM	682	8.04%	770	9.08%	1264	14.90%	425	5.01%
MB	131	10.73%	102	8.35%	160	13.10%	65	5.32%
Total	1048	8.13%	1145	8.88%	1926	14.93%	651	5.05%
Town of Paradise								
Poll-OS	0	-	0	-	0	-	0	-
Poll-TS	0	-	0	-	0	-	0	-
VBM	0	-	0	-	0	-	0	-
MB	0	-	0	-	0	-	0	-
Total	0	-	0	-	0	-	0	-
No Matching District								
Poll-OS	0	-	0	-	0	-	0	-
Poll-TS	0	-	0	-	0	-	0	-
VBM	0	-	0	-	0	-	0	-
MB	0	-	0	-	0	-	0	-
Total	0	-	0	-	0	-	0	-
Total								
Poll-OS	149	7.56%	183	9.29%	295	14.97%	100	5.08%
Poll-TS	86	7.01%	90	7.34%	207	16.88%	61	4.98%
VBM	682	8.04%	770	9.08%	1264	14.90%	425	5.01%
MB	131	10.73%	102	8.35%	160	13.10%	65	5.32%
Total	1048	8.13%	1145	8.88%	1926	14.93%	651	5.05%
State Board of Equalization District								
1st District Board Equalization								
Poll-OS	149	7.56%	183	9.29%	295	14.97%	100	5.08%
Poll-TS	86	7.01%	90	7.34%	207	16.88%	61	4.98%
VBM	682	8.04%	770	9.08%	1264	14.90%	425	5.01%
MB	131	10.73%	102	8.35%	160	13.10%	65	5.32%
Total	1048	8.13%	1145	8.88%	1926	14.93%	651	5.05%
Total								
Poll-OS	149	7.56%	183	9.29%	295	14.97%	100	5.08%
Poll-TS	86	7.01%	90	7.34%	207	16.88%	61	4.98%
VBM	682	8.04%	770	9.08%	1264	14.90%	425	5.01%
MB	131	10.73%	102	8.35%	160	13.10%	65	5.32%
Total	1048	8.13%	1145	8.88%	1926	14.93%	651	5.05%
Unincorporated Area								
Unincorporated Area								
Poll-OS	0	-	0	-	0	-	0	-
Poll-TS	0	-	0	-	0	-	0	-
VBM	0	-	0	-	0	-	0	-
MB	0	-	0	-	0	-	0	-
Total	0	-	0	-	0	-	0	-
No Matching District								
Poll-OS	149	7.56%	183	9.29%	295	14.97%	100	5.08%
Poll-TS	86	7.01%	90	7.34%	207	16.88%	61	4.98%
VBM	682	8.04%	770	9.08%	1264	14.90%	425	5.01%
MB	131	10.73%	102	8.35%	160	13.10%	65	5.32%
Total	1048	8.13%	1145	8.88%	1926	14.93%	651	5.05%
Total								
Poll-OS	149	7.56%	183	9.29%	295	14.97%	100	5.08%
Poll-TS	86	7.01%	90	7.34%	207	16.88%	61	4.98%
VBM	682	8.04%	770	9.08%	1264	14.90%	425	5.01%
MB	131	10.73%	102	8.35%	160	13.10%	65	5.32%
Total	1048	8.13%	1145	8.88%	1926	14.93%	651	5.05%

Statement of Votes Cast
 Official Results November 8, 2016
 PRESIDENTIAL GENERAL ELECTION
 Butte County, California

Date:11/23/16
 Time:08:05:57
 Page:681 of 1904

		CITY OF OROVILLE COUNCIL (3)							
		DAVID PITTMAN		THIL WILCOX		JANET GOODSON		MARK GROVER	
Jurisdiction Wide									
1101									
Poll-OS		16	6.96%	12	5.22%	34	14.78%	26	11.30%
Poll-TS		13	10.32%	6	4.76%	22	17.46%	17	13.49%
VBM		134	11.58%	33	2.85%	166	14.35%	112	9.68%
MB		0	-	0	-	0	-	0	-
Total		163	10.77%	51	3.37%	222	14.67%	155	10.24%
1102									
Poll-OS		35	9.46%	9	2.43%	58	15.68%	43	11.62%
Poll-TS		27	12.80%	8	3.79%	30	14.22%	23	10.90%
VBM		178	12.05%	56	3.79%	215	14.56%	160	10.83%
MB		0	-	0	-	0	-	0	-
Total		240	11.66%	73	3.55%	303	14.72%	226	10.98%
1103									
Poll-OS		37	10.22%	18	4.97%	60	16.57%	30	8.29%
Poll-TS		36	12.08%	10	3.36%	50	16.78%	36	12.08%
VBM		203	12.52%	74	4.57%	239	14.74%	151	9.32%
MB		0	-	0	-	0	-	0	-
Total		276	12.10%	102	4.47%	349	15.30%	217	9.51%
1104									
Poll-OS		51	10.78%	19	4.02%	60	12.68%	67	14.16%
Poll-TS		29	10.51%	10	3.62%	36	13.04%	49	17.75%
VBM		255	13.34%	77	4.03%	232	12.14%	241	12.61%
MB		0	-	0	-	0	-	0	-
Total		335	12.59%	106	3.98%	328	12.33%	357	13.42%
1105									
Poll-OS		27	9.96%	6	2.21%	34	12.55%	37	13.65%
Poll-TS		20	11.36%	8	4.55%	17	9.66%	28	15.91%
VBM		189	14.44%	57	4.35%	149	11.38%	169	12.91%
MB		0	-	0	-	0	-	0	-
Total		236	13.44%	71	4.04%	200	11.39%	234	13.33%
1106									
Poll-OS		25	9.80%	4	1.57%	51	20.00%	16	6.27%
Poll-TS		11	7.91%	7	5.04%	31	22.30%	6	4.32%
VBM		133	13.22%	35	3.48%	168	16.70%	91	9.05%
MB		0	-	0	-	0	-	0	-
Total		169	12.07%	46	3.29%	250	17.86%	113	8.07%
1801									
Poll-OS		-	-	-	-	-	-	-	-
Poll-TS		-	-	-	-	-	-	-	-
VBM		-	-	-	-	-	-	-	-
MB		-	-	-	-	-	-	-	-
Total		-	-	-	-	-	-	-	-
1802									
Poll-OS		-	-	-	-	-	-	-	-
Poll-TS		-	-	-	-	-	-	-	-
VBM		-	-	-	-	-	-	-	-
MB		-	-	-	-	-	-	-	-
Total		-	-	-	-	-	-	-	-
1803									
Poll-OS		-	-	-	-	-	-	-	-
Poll-TS		-	-	-	-	-	-	-	-
VBM		-	-	-	-	-	-	-	-
MB		-	-	-	-	-	-	-	-
Total		-	-	-	-	-	-	-	-
1804									
Poll-OS		-	-	-	-	-	-	-	-
Poll-TS		-	-	-	-	-	-	-	-
VBM		-	-	-	-	-	-	-	-
MB		-	-	-	-	-	-	-	-
Total		-	-	-	-	-	-	-	-

Statement of Votes Cast
 Official Results November 8, 2016
 PRESIDENTIAL GENERAL ELECTION
 Butte County, California

Date:11/23/16
 Time:08:05:57
 Page:682 of 1904

		CITY OF OROVILLE COUNCIL (3)							
		DAVID PITTMAN		THIL WILCOX		JANET GOODSON		MARK GROVER	
1805									
	Poll-OS	-	-	-	-	-	-	-	-
	Poll-TS	-	-	-	-	-	-	-	-
	VBM	-	-	-	-	-	-	-	-
	MB	-	-	-	-	-	-	-	-
	Total	-	-	-	-	-	-	-	-
1806									
	Poll-OS	-	-	-	-	-	-	-	-
	Poll-TS	-	-	-	-	-	-	-	-
	VBM	-	-	-	-	-	-	-	-
	MB	-	-	-	-	-	-	-	-
	Total	-	-	-	-	-	-	-	-
1807									
	Poll-OS	-	-	-	-	-	-	-	-
	Poll-TS	-	-	-	-	-	-	-	-
	VBM	-	-	-	-	-	-	-	-
	MB	-	-	-	-	-	-	-	-
	Total	-	-	-	-	-	-	-	-
1808									
	Poll-OS	-	-	-	-	-	-	-	-
	Poll-TS	-	-	-	-	-	-	-	-
	VBM	-	-	-	-	-	-	-	-
	MB	-	-	-	-	-	-	-	-
	Total	-	-	-	-	-	-	-	-
1809									
	Poll-OS	-	-	-	-	-	-	-	-
	Poll-TS	-	-	-	-	-	-	-	-
	VBM	-	-	-	-	-	-	-	-
	MB	-	-	-	-	-	-	-	-
	Total	-	-	-	-	-	-	-	-
1810									
	Poll-OS	-	-	-	-	-	-	-	-
	Poll-TS	-	-	-	-	-	-	-	-
	VBM	-	-	-	-	-	-	-	-
	MB	-	-	-	-	-	-	-	-
	Total	-	-	-	-	-	-	-	-
1811									
	Poll-OS	-	-	-	-	-	-	-	-
	Poll-TS	-	-	-	-	-	-	-	-
	VBM	-	-	-	-	-	-	-	-
	MB	-	-	-	-	-	-	-	-
	Total	-	-	-	-	-	-	-	-
1812									
	Poll-OS	-	-	-	-	-	-	-	-
	Poll-TS	-	-	-	-	-	-	-	-
	VBM	-	-	-	-	-	-	-	-
	MB	-	-	-	-	-	-	-	-
	Total	-	-	-	-	-	-	-	-
1901									
	Poll-OS	0	0.00%	0	0.00%	0	0.00%	0	0.00%
	Poll-TS	0	-	0	-	0	-	0	-
	VBM	0	-	0	-	0	-	0	-
	MB	63	14.86%	15	3.54%	64	15.09%	37	8.73%
	Total	63	14.75%	15	3.51%	64	14.99%	37	8.67%
1902									
	Poll-OS	0	-	0	-	0	-	0	-
	Poll-TS	0	-	0	-	0	-	0	-
	VBM	0	-	0	-	0	-	0	-
	MB	2	8.33%	0	0.00%	8	33.33%	1	4.17%
	Total	2	8.33%	0	0.00%	8	33.33%	1	4.17%
1903									

Statement of Votes Cast
 Official Results November 8, 2016
 PRESIDENTIAL GENERAL ELECTION
 Butte County, California

Date:11/23/16
 Time:08:05:57
 Page:683 of 1904

		CITY OF OROVILLE COUNCIL (3)							
		DAVID PITTMAN		THIL WILCOX		JANET GOODSON		MARK GROVER	
Poll-OS		0	-	0	-	0	-	0	-
Poll-TS		0	-	0	-	0	-	0	-
VBM		0	-	0	-	0	-	0	-
MB		0	-	0	-	0	-	0	-
Total		0	-	0	-	0	-	0	-
1904									
Poll-OS		-	-	-	-	-	-	-	-
Poll-TS		-	-	-	-	-	-	-	-
VBM		-	-	-	-	-	-	-	-
MB		-	-	-	-	-	-	-	-
Total		-	-	-	-	-	-	-	-
1905									
Poll-OS		-	-	-	-	-	-	-	-
Poll-TS		-	-	-	-	-	-	-	-
VBM		-	-	-	-	-	-	-	-
MB		-	-	-	-	-	-	-	-
Total		-	-	-	-	-	-	-	-
1906									
Poll-OS		-	-	-	-	-	-	-	-
Poll-TS		-	-	-	-	-	-	-	-
VBM		-	-	-	-	-	-	-	-
MB		-	-	-	-	-	-	-	-
Total		-	-	-	-	-	-	-	-
1907									
Poll-OS		-	-	-	-	-	-	-	-
Poll-TS		-	-	-	-	-	-	-	-
VBM		-	-	-	-	-	-	-	-
MB		-	-	-	-	-	-	-	-
Total		-	-	-	-	-	-	-	-
1908									
Poll-OS		-	-	-	-	-	-	-	-
Poll-TS		-	-	-	-	-	-	-	-
VBM		-	-	-	-	-	-	-	-
MB		-	-	-	-	-	-	-	-
Total		-	-	-	-	-	-	-	-
1909									
Poll-OS		-	-	-	-	-	-	-	-
Poll-TS		-	-	-	-	-	-	-	-
VBM		-	-	-	-	-	-	-	-
MB		-	-	-	-	-	-	-	-
Total		-	-	-	-	-	-	-	-
1910									
Poll-OS		-	-	-	-	-	-	-	-
Poll-TS		-	-	-	-	-	-	-	-
VBM		-	-	-	-	-	-	-	-
MB		-	-	-	-	-	-	-	-
Total		-	-	-	-	-	-	-	-
1911									
Poll-OS		-	-	-	-	-	-	-	-
Poll-TS		-	-	-	-	-	-	-	-
VBM		-	-	-	-	-	-	-	-
MB		-	-	-	-	-	-	-	-
Total		-	-	-	-	-	-	-	-
1912									
Poll-OS		-	-	-	-	-	-	-	-
Poll-TS		-	-	-	-	-	-	-	-
VBM		-	-	-	-	-	-	-	-
MB		-	-	-	-	-	-	-	-
Total		-	-	-	-	-	-	-	-
1913									
Poll-OS		-	-	-	-	-	-	-	-

Statement of Votes Cast
 Official Results November 8, 2016
 PRESIDENTIAL GENERAL ELECTION
 Butte County, California

Date: 11/23/16
 Time: 08:05:57
 Page: 684 of 1904

	CITY OF OROVILLE COUNCIL (3)			
	DAVID PITTMAN	THIL WILCOX	JANET GOODSON	MARK GROVER
Poll-TS	-	-	-	-
VBM	-	-	-	-
MB	-	-	-	-
Total	-	-	-	-
1914				
Poll-OS	-	-	-	-
Poll-TS	-	-	-	-
VBM	-	-	-	-
MB	-	-	-	-
Total	-	-	-	-
2201				
Poll-OS	-	-	-	-
Poll-TS	-	-	-	-
VBM	-	-	-	-
MB	-	-	-	-
Total	-	-	-	-
2202				
Poll-OS	-	-	-	-
Poll-TS	-	-	-	-
VBM	-	-	-	-
MB	-	-	-	-
Total	-	-	-	-
2203				
Poll-OS	-	-	-	-
Poll-TS	-	-	-	-
VBM	-	-	-	-
MB	-	-	-	-
Total	-	-	-	-
2204				
Poll-OS	-	-	-	-
Poll-TS	-	-	-	-
VBM	-	-	-	-
MB	-	-	-	-
Total	-	-	-	-
2205				
Poll-OS	-	-	-	-
Poll-TS	-	-	-	-
VBM	-	-	-	-
MB	-	-	-	-
Total	-	-	-	-
2206				
Poll-OS	-	-	-	-
Poll-TS	-	-	-	-
VBM	-	-	-	-
MB	-	-	-	-
Total	-	-	-	-
2207				
Poll-OS	-	-	-	-
Poll-TS	-	-	-	-
VBM	-	-	-	-
MB	-	-	-	-
Total	-	-	-	-
2208				
Poll-OS	-	-	-	-
Poll-TS	-	-	-	-
VBM	-	-	-	-
MB	-	-	-	-
Total	-	-	-	-
2209				
Poll-OS	-	-	-	-
Poll-TS	-	-	-	-

Statement of Votes Cast
 Official Results November 8, 2016
 PRESIDENTIAL GENERAL ELECTION
 Butte County, California

Date: 11/23/16
 Time: 08:05:57
 Page: 685 of 1904

	CITY OF OROVILLE COUNCIL (3)			
	DAVID PITTMAN	THIL WILCOX	JANET GOODSON	MARK GROVER
VBM	-	-	-	-
MB	-	-	-	-
Total	-	-	-	-
2210				
Poll-OS	-	-	-	-
Poll-TS	-	-	-	-
VBM	-	-	-	-
MB	-	-	-	-
Total	-	-	-	-
2211				
Poll-OS	-	-	-	-
Poll-TS	-	-	-	-
VBM	-	-	-	-
MB	-	-	-	-
Total	-	-	-	-
2212				
Poll-OS	-	-	-	-
Poll-TS	-	-	-	-
VBM	-	-	-	-
MB	-	-	-	-
Total	-	-	-	-
2213				
Poll-OS	-	-	-	-
Poll-TS	-	-	-	-
VBM	-	-	-	-
MB	-	-	-	-
Total	-	-	-	-
2214				
Poll-OS	-	-	-	-
Poll-TS	-	-	-	-
VBM	-	-	-	-
MB	-	-	-	-
Total	-	-	-	-
2215				
Poll-OS	-	-	-	-
Poll-TS	-	-	-	-
VBM	-	-	-	-
MB	-	-	-	-
Total	-	-	-	-
2216				
Poll-OS	-	-	-	-
Poll-TS	-	-	-	-
VBM	-	-	-	-
MB	-	-	-	-
Total	-	-	-	-
2801				
Poll-OS	-	-	-	-
Poll-TS	-	-	-	-
VBM	-	-	-	-
MB	-	-	-	-
Total	-	-	-	-
2802				
Poll-OS	-	-	-	-
Poll-TS	-	-	-	-
VBM	-	-	-	-
MB	-	-	-	-
Total	-	-	-	-
2803				
Poll-OS	-	-	-	-
Poll-TS	-	-	-	-
VBM	-	-	-	-

Statement of Votes Cast
 Official Results November 8, 2016
 PRESIDENTIAL GENERAL ELECTION
 Butte County, California

Date: 11/23/16
 Time: 08:05:57
 Page: 686 of 1904

	CITY OF OROVILLE COUNCIL (3)			
	DAVID PITTMAN	THIL WILCOX	JANET GOODSON	MARK GROVER
MB	-	-	-	-
Total	-	-	-	-
2804				
Poll-OS	-	-	-	-
Poll-TS	-	-	-	-
VBM	-	-	-	-
MB	-	-	-	-
Total	-	-	-	-
2805				
Poll-OS	-	-	-	-
Poll-TS	-	-	-	-
VBM	-	-	-	-
MB	-	-	-	-
Total	-	-	-	-
2806				
Poll-OS	-	-	-	-
Poll-TS	-	-	-	-
VBM	-	-	-	-
MB	-	-	-	-
Total	-	-	-	-
2901				
Poll-OS	-	-	-	-
Poll-TS	-	-	-	-
VBM	-	-	-	-
MB	-	-	-	-
Total	-	-	-	-
2902				
Poll-OS	-	-	-	-
Poll-TS	-	-	-	-
VBM	-	-	-	-
MB	-	-	-	-
Total	-	-	-	-
2903				
Poll-OS	-	-	-	-
Poll-TS	-	-	-	-
VBM	-	-	-	-
MB	-	-	-	-
Total	-	-	-	-
3201				
Poll-OS	-	-	-	-
Poll-TS	-	-	-	-
VBM	-	-	-	-
MB	-	-	-	-
Total	-	-	-	-
3202				
Poll-OS	-	-	-	-
Poll-TS	-	-	-	-
VBM	-	-	-	-
MB	-	-	-	-
Total	-	-	-	-
3203				
Poll-OS	-	-	-	-
Poll-TS	-	-	-	-
VBM	-	-	-	-
MB	-	-	-	-
Total	-	-	-	-
3204				
Poll-OS	-	-	-	-
Poll-TS	-	-	-	-
VBM	-	-	-	-
MB	-	-	-	-

Statement of Votes Cast
 Official Results November 8, 2016
 PRESIDENTIAL GENERAL ELECTION
 Butte County, California

Date: 11/23/16
 Time: 08:05:57
 Page: 687 of 1904

	CITY OF OROVILLE COUNCIL (3)			
	DAVID PITTMAN	THIL WILCOX	JANET GOODSON	MARK GROVER
Total	-	-	-	-
3205				
Poll-OS	-	-	-	-
Poll-TS	-	-	-	-
VBM	-	-	-	-
MB	-	-	-	-
Total	-	-	-	-
3206				
Poll-OS	-	-	-	-
Poll-TS	-	-	-	-
VBM	-	-	-	-
MB	-	-	-	-
Total	-	-	-	-
3207				
Poll-OS	-	-	-	-
Poll-TS	-	-	-	-
VBM	-	-	-	-
MB	-	-	-	-
Total	-	-	-	-
3208				
Poll-OS	-	-	-	-
Poll-TS	-	-	-	-
VBM	-	-	-	-
MB	-	-	-	-
Total	-	-	-	-
3209				
Poll-OS	-	-	-	-
Poll-TS	-	-	-	-
VBM	-	-	-	-
MB	-	-	-	-
Total	-	-	-	-
3210				
Poll-OS	-	-	-	-
Poll-TS	-	-	-	-
VBM	-	-	-	-
MB	-	-	-	-
Total	-	-	-	-
3211				
Poll-OS	-	-	-	-
Poll-TS	-	-	-	-
VBM	-	-	-	-
MB	-	-	-	-
Total	-	-	-	-
3212				
Poll-OS	-	-	-	-
Poll-TS	-	-	-	-
VBM	-	-	-	-
MB	-	-	-	-
Total	-	-	-	-
3213				
Poll-OS	-	-	-	-
Poll-TS	-	-	-	-
VBM	-	-	-	-
MB	-	-	-	-
Total	-	-	-	-
3214				
Poll-OS	-	-	-	-
Poll-TS	-	-	-	-
VBM	-	-	-	-
MB	-	-	-	-
Total	-	-	-	-

Statement of Votes Cast
 Official Results November 8, 2016
 PRESIDENTIAL GENERAL ELECTION
 Butte County, California

Date:11/23/16
 Time:08:05:57
 Page:688 of 1904

	CITY OF OROVILLE COUNCIL (3)			
	DAVID PITTMAN	THIL WILCOX	JANET GOODSON	MARK GROVER
3215				
Poll-OS	-	-	-	-
Poll-TS	-	-	-	-
VBM	-	-	-	-
MB	-	-	-	-
Total	-	-	-	-
3216				
Poll-OS	-	-	-	-
Poll-TS	-	-	-	-
VBM	-	-	-	-
MB	-	-	-	-
Total	-	-	-	-
3801				
Poll-OS	-	-	-	-
Poll-TS	-	-	-	-
VBM	-	-	-	-
MB	-	-	-	-
Total	-	-	-	-
3802				
Poll-OS	-	-	-	-
Poll-TS	-	-	-	-
VBM	-	-	-	-
MB	-	-	-	-
Total	-	-	-	-
3901				
Poll-OS	-	-	-	-
Poll-TS	-	-	-	-
VBM	-	-	-	-
MB	-	-	-	-
Total	-	-	-	-
3902				
Poll-OS	-	-	-	-
Poll-TS	-	-	-	-
VBM	-	-	-	-
MB	-	-	-	-
Total	-	-	-	-
3903				
Poll-OS	-	-	-	-
Poll-TS	-	-	-	-
VBM	-	-	-	-
MB	-	-	-	-
Total	-	-	-	-
3904				
Poll-OS	-	-	-	-
Poll-TS	-	-	-	-
VBM	-	-	-	-
MB	-	-	-	-
Total	-	-	-	-
3905				
Poll-OS	-	-	-	-
Poll-TS	-	-	-	-
VBM	-	-	-	-
MB	-	-	-	-
Total	-	-	-	-
3906				
Poll-OS	-	-	-	-
Poll-TS	-	-	-	-
VBM	-	-	-	-
MB	-	-	-	-
Total	-	-	-	-
3907				

Statement of Votes Cast
 Official Results November 8, 2016
 PRESIDENTIAL GENERAL ELECTION
 Butte County, California

Date: 11/23/16
 Time: 08:05:58
 Page: 689 of 1904

	CITY OF OROVILLE COUNCIL (3)			
	DAVID PITTMAN	THIL WILCOX	JANET GOODSON	MARK GROVER
Poll-OS	-	-	-	-
Poll-TS	-	-	-	-
VBM	-	-	-	-
MB	-	-	-	-
Total	-	-	-	-
4201				
Poll-OS	-	-	-	-
Poll-TS	-	-	-	-
VBM	-	-	-	-
MB	-	-	-	-
Total	-	-	-	-
4202				
Poll-OS	-	-	-	-
Poll-TS	-	-	-	-
VBM	-	-	-	-
MB	-	-	-	-
Total	-	-	-	-
4203				
Poll-OS	-	-	-	-
Poll-TS	-	-	-	-
VBM	-	-	-	-
MB	-	-	-	-
Total	-	-	-	-
4204				
Poll-OS	-	-	-	-
Poll-TS	-	-	-	-
VBM	-	-	-	-
MB	-	-	-	-
Total	-	-	-	-
4301				
Poll-OS	-	-	-	-
Poll-TS	-	-	-	-
VBM	-	-	-	-
MB	-	-	-	-
Total	-	-	-	-
4302				
Poll-OS	-	-	-	-
Poll-TS	-	-	-	-
VBM	-	-	-	-
MB	-	-	-	-
Total	-	-	-	-
4401				
Poll-OS	-	-	-	-
Poll-TS	-	-	-	-
VBM	-	-	-	-
MB	-	-	-	-
Total	-	-	-	-
4801				
Poll-OS	-	-	-	-
Poll-TS	-	-	-	-
VBM	-	-	-	-
MB	-	-	-	-
Total	-	-	-	-
4802				
Poll-OS	-	-	-	-
Poll-TS	-	-	-	-
VBM	-	-	-	-
MB	-	-	-	-
Total	-	-	-	-
4803				
Poll-OS	-	-	-	-

Statement of Votes Cast
 Official Results November 8, 2016
 PRESIDENTIAL GENERAL ELECTION
 Butte County, California

Date:11/23/16
 Time:08:05:58
 Page:690 of 1904

		CITY OF OROVILLE COUNCIL (3)							
		DAVID PITTMAN		THIL WILCOX		JANET GOODSON		MARK GROVER	
Poll-TS		-	-	-	-	-	-	-	-
VBM		-	-	-	-	-	-	-	-
MB		-	-	-	-	-	-	-	-
Total		-	-	-	-	-	-	-	-
4804									
Poll-OS		-	-	-	-	-	-	-	-
Poll-TS		-	-	-	-	-	-	-	-
VBM		-	-	-	-	-	-	-	-
MB		-	-	-	-	-	-	-	-
Total		-	-	-	-	-	-	-	-
4805									
Poll-OS		-	-	-	-	-	-	-	-
Poll-TS		-	-	-	-	-	-	-	-
VBM		-	-	-	-	-	-	-	-
MB		-	-	-	-	-	-	-	-
Total		-	-	-	-	-	-	-	-
4806									
Poll-OS		-	-	-	-	-	-	-	-
Poll-TS		-	-	-	-	-	-	-	-
VBM		-	-	-	-	-	-	-	-
MB		-	-	-	-	-	-	-	-
Total		-	-	-	-	-	-	-	-
4807									
Poll-OS		-	-	-	-	-	-	-	-
Poll-TS		-	-	-	-	-	-	-	-
VBM		-	-	-	-	-	-	-	-
MB		-	-	-	-	-	-	-	-
Total		-	-	-	-	-	-	-	-
4808									
Poll-OS		-	-	-	-	-	-	-	-
Poll-TS		-	-	-	-	-	-	-	-
VBM		-	-	-	-	-	-	-	-
MB		-	-	-	-	-	-	-	-
Total		-	-	-	-	-	-	-	-
4901									
Poll-OS		0	0.00%	0	0.00%	2	33.33%	0	0.00%
Poll-TS		0	-	0	-	0	-	0	-
VBM		0	-	0	-	0	-	0	-
MB		119	15.39%	42	5.43%	102	13.20%	60	7.76%
Total		119	15.28%	42	5.39%	104	13.35%	60	7.70%
4902									
Poll-OS		0	-	0	-	0	-	0	-
Poll-TS		0	-	0	-	0	-	0	-
VBM		0	-	0	-	0	-	0	-
MB		0	-	0	-	0	-	0	-
Total		0	-	0	-	0	-	0	-
4903									
Poll-OS		0	-	0	-	0	-	0	-
Poll-TS		0	-	0	-	0	-	0	-
VBM		0	-	0	-	0	-	0	-
MB		0	-	0	-	0	-	0	-
Total		0	-	0	-	0	-	0	-
4904									
Poll-OS		-	-	-	-	-	-	-	-
Poll-TS		-	-	-	-	-	-	-	-
VBM		-	-	-	-	-	-	-	-
MB		-	-	-	-	-	-	-	-
Total		-	-	-	-	-	-	-	-
4905									
Poll-OS		-	-	-	-	-	-	-	-
Poll-TS		-	-	-	-	-	-	-	-

Statement of Votes Cast
 Official Results November 8, 2016
 PRESIDENTIAL GENERAL ELECTION
 Butte County, California

Date:11/23/16
 Time:08:05:58
 Page:691 of 1904

	CITY OF OROVILLE COUNCIL (3)			
	DAVID PITTMAN	THIL WILCOX	JANET GOODSON	MARK GROVER
VBM	-	-	-	-
MB	-	-	-	-
Total	-	-	-	-
4906				
Poll-OS	-	-	-	-
Poll-TS	-	-	-	-
VBM	-	-	-	-
MB	-	-	-	-
Total	-	-	-	-
4907				
Poll-OS	-	-	-	-
Poll-TS	-	-	-	-
VBM	-	-	-	-
MB	-	-	-	-
Total	-	-	-	-
4908				
Poll-OS	-	-	-	-
Poll-TS	-	-	-	-
VBM	-	-	-	-
MB	-	-	-	-
Total	-	-	-	-
4909				
Poll-OS	-	-	-	-
Poll-TS	-	-	-	-
VBM	-	-	-	-
MB	-	-	-	-
Total	-	-	-	-
4910				
Poll-OS	-	-	-	-
Poll-TS	-	-	-	-
VBM	-	-	-	-
MB	-	-	-	-
Total	-	-	-	-
4911				
Poll-OS	-	-	-	-
Poll-TS	-	-	-	-
VBM	-	-	-	-
MB	-	-	-	-
Total	-	-	-	-
4912				
Poll-OS	-	-	-	-
Poll-TS	-	-	-	-
VBM	-	-	-	-
MB	-	-	-	-
Total	-	-	-	-
5201				
Poll-OS	-	-	-	-
Poll-TS	-	-	-	-
VBM	-	-	-	-
MB	-	-	-	-
Total	-	-	-	-
5501				
Poll-OS	-	-	-	-
Poll-TS	-	-	-	-
VBM	-	-	-	-
MB	-	-	-	-
Total	-	-	-	-
5502				
Poll-OS	-	-	-	-
Poll-TS	-	-	-	-
VBM	-	-	-	-

Statement of Votes Cast
 Official Results November 8, 2016
 PRESIDENTIAL GENERAL ELECTION
 Butte County, California

Date:11/23/16
 Time:08:05:58
 Page:692 of 1904

	CITY OF OROVILLE COUNCIL (3)			
	DAVID PITTMAN	THIL WILCOX	JANET GOODSON	MARK GROVER
MB	-	-	-	-
Total	-	-	-	-
5503				
Poll-OS	-	-	-	-
Poll-TS	-	-	-	-
VBM	-	-	-	-
MB	-	-	-	-
Total	-	-	-	-
5504				
Poll-OS	-	-	-	-
Poll-TS	-	-	-	-
VBM	-	-	-	-
MB	-	-	-	-
Total	-	-	-	-
5505				
Poll-OS	-	-	-	-
Poll-TS	-	-	-	-
VBM	-	-	-	-
MB	-	-	-	-
Total	-	-	-	-
5506				
Poll-OS	-	-	-	-
Poll-TS	-	-	-	-
VBM	-	-	-	-
MB	-	-	-	-
Total	-	-	-	-
5507				
Poll-OS	-	-	-	-
Poll-TS	-	-	-	-
VBM	-	-	-	-
MB	-	-	-	-
Total	-	-	-	-
5508				
Poll-OS	-	-	-	-
Poll-TS	-	-	-	-
VBM	-	-	-	-
MB	-	-	-	-
Total	-	-	-	-
5509				
Poll-OS	-	-	-	-
Poll-TS	-	-	-	-
VBM	-	-	-	-
MB	-	-	-	-
Total	-	-	-	-
5510				
Poll-OS	-	-	-	-
Poll-TS	-	-	-	-
VBM	-	-	-	-
MB	-	-	-	-
Total	-	-	-	-
5511				
Poll-OS	-	-	-	-
Poll-TS	-	-	-	-
VBM	-	-	-	-
MB	-	-	-	-
Total	-	-	-	-
5512				
Poll-OS	-	-	-	-
Poll-TS	-	-	-	-
VBM	-	-	-	-
MB	-	-	-	-

Statement of Votes Cast
 Official Results November 8, 2016
 PRESIDENTIAL GENERAL ELECTION
 Butte County, California

Date: 11/23/16
 Time: 08:05:58
 Page: 693 of 1904

	CITY OF OROVILLE COUNCIL (3)			
	DAVID PITTMAN	THIL WILCOX	JANET GOODSON	MARK GROVER
Total	-	-	-	-
5513				
Poll-OS	-	-	-	-
Poll-TS	-	-	-	-
VBM	-	-	-	-
MB	-	-	-	-
Total	-	-	-	-
5801				
Poll-OS	-	-	-	-
Poll-TS	-	-	-	-
VBM	-	-	-	-
MB	-	-	-	-
Total	-	-	-	-
5802				
Poll-OS	-	-	-	-
Poll-TS	-	-	-	-
VBM	-	-	-	-
MB	-	-	-	-
Total	-	-	-	-
5803				
Poll-OS	-	-	-	-
Poll-TS	-	-	-	-
VBM	-	-	-	-
MB	-	-	-	-
Total	-	-	-	-
5804				
Poll-OS	-	-	-	-
Poll-TS	-	-	-	-
VBM	-	-	-	-
MB	-	-	-	-
Total	-	-	-	-
5805				
Poll-OS	-	-	-	-
Poll-TS	-	-	-	-
VBM	-	-	-	-
MB	-	-	-	-
Total	-	-	-	-
5806				
Poll-OS	-	-	-	-
Poll-TS	-	-	-	-
VBM	-	-	-	-
MB	-	-	-	-
Total	-	-	-	-
5901				
Poll-OS	-	-	-	-
Poll-TS	-	-	-	-
VBM	-	-	-	-
MB	-	-	-	-
Total	-	-	-	-
5902				
Poll-OS	-	-	-	-
Poll-TS	-	-	-	-
VBM	-	-	-	-
MB	-	-	-	-
Total	-	-	-	-
5903				
Poll-OS	-	-	-	-
Poll-TS	-	-	-	-
VBM	-	-	-	-
MB	-	-	-	-
Total	-	-	-	-

Statement of Votes Cast
 Official Results November 8, 2016
 PRESIDENTIAL GENERAL ELECTION
 Butte County, California

Date:11/23/16
 Time:08:05:58
 Page:694 of 1904

	CITY OF OROVILLE COUNCIL (3)							
	DAVID PITTMAN		THIL WILCOX		JANET GOODSON		MARK GROVER	
5904								
Poll-OS	-	-	-	-	-	-	-	-
Poll-TS	-	-	-	-	-	-	-	-
VBM	-	-	-	-	-	-	-	-
MB	-	-	-	-	-	-	-	-
Total	-	-	-	-	-	-	-	-
5905								
Poll-OS	-	-	-	-	-	-	-	-
Poll-TS	-	-	-	-	-	-	-	-
VBM	-	-	-	-	-	-	-	-
MB	-	-	-	-	-	-	-	-
Total	-	-	-	-	-	-	-	-
5906								
Poll-OS	-	-	-	-	-	-	-	-
Poll-TS	-	-	-	-	-	-	-	-
VBM	-	-	-	-	-	-	-	-
MB	-	-	-	-	-	-	-	-
Total	-	-	-	-	-	-	-	-
5907								
Poll-OS	-	-	-	-	-	-	-	-
Poll-TS	-	-	-	-	-	-	-	-
VBM	-	-	-	-	-	-	-	-
MB	-	-	-	-	-	-	-	-
Total	-	-	-	-	-	-	-	-
5908								
Poll-OS	-	-	-	-	-	-	-	-
Poll-TS	-	-	-	-	-	-	-	-
VBM	-	-	-	-	-	-	-	-
MB	-	-	-	-	-	-	-	-
Total	-	-	-	-	-	-	-	-
5909								
Poll-OS	-	-	-	-	-	-	-	-
Poll-TS	-	-	-	-	-	-	-	-
VBM	-	-	-	-	-	-	-	-
MB	-	-	-	-	-	-	-	-
Total	-	-	-	-	-	-	-	-
5910								
Poll-OS	-	-	-	-	-	-	-	-
Poll-TS	-	-	-	-	-	-	-	-
VBM	-	-	-	-	-	-	-	-
MB	-	-	-	-	-	-	-	-
Total	-	-	-	-	-	-	-	-
5911								
Poll-OS	-	-	-	-	-	-	-	-
Poll-TS	-	-	-	-	-	-	-	-
VBM	-	-	-	-	-	-	-	-
MB	-	-	-	-	-	-	-	-
Total	-	-	-	-	-	-	-	-
5912								
Poll-OS	-	-	-	-	-	-	-	-
Poll-TS	-	-	-	-	-	-	-	-
VBM	-	-	-	-	-	-	-	-
MB	-	-	-	-	-	-	-	-
Total	-	-	-	-	-	-	-	-
Total								
Poll-OS	191	9.70%	68	3.45%	299	15.18%	219	11.12%
Poll-TS	136	11.09%	49	4.00%	186	15.17%	159	12.97%
VBM	1092	12.88%	332	3.91%	1169	13.78%	924	10.89%
MB	184	15.07%	57	4.67%	174	14.25%	98	8.03%
Total	1603	12.43%	506	3.92%	1828	14.17%	1400	10.85%

Statement of Votes Cast
 Official Results November 8, 2016
 PRESIDENTIAL GENERAL ELECTION
 Butte County, California

Date: 11/23/16
 Time: 08:05:58
 Page: 695 of 1904

		CITY OF OROVILLE COUNCIL (3)							
		DAVID PITTMAN		THIL WILCOX		JANET GOODSON		MARK GROVER	
County									
County of Butte									
Poll-OS		191	9.70%	68	3.45%	299	15.18%	219	11.12%
Poll-TS		136	11.09%	49	4.00%	186	15.17%	159	12.97%
VBM		1092	12.88%	332	3.91%	1169	13.78%	924	10.89%
MB		184	15.07%	57	4.67%	174	14.25%	98	8.03%
Total		1603	12.43%	506	3.92%	1828	14.17%	1400	10.85%
Total									
Poll-OS		191	9.70%	68	3.45%	299	15.18%	219	11.12%
Poll-TS		136	11.09%	49	4.00%	186	15.17%	159	12.97%
VBM		1092	12.88%	332	3.91%	1169	13.78%	924	10.89%
MB		184	15.07%	57	4.67%	174	14.25%	98	8.03%
Total		1603	12.43%	506	3.92%	1828	14.17%	1400	10.85%
Congressional District									
1st Congressional District									
Poll-OS		191	9.70%	68	3.45%	299	15.18%	219	11.12%
Poll-TS		136	11.09%	49	4.00%	186	15.17%	159	12.97%
VBM		1092	12.88%	332	3.91%	1169	13.78%	924	10.89%
MB		184	15.07%	57	4.67%	174	14.25%	98	8.03%
Total		1603	12.43%	506	3.92%	1828	14.17%	1400	10.85%
Total									
Poll-OS		191	9.70%	68	3.45%	299	15.18%	219	11.12%
Poll-TS		136	11.09%	49	4.00%	186	15.17%	159	12.97%
VBM		1092	12.88%	332	3.91%	1169	13.78%	924	10.89%
MB		184	15.07%	57	4.67%	174	14.25%	98	8.03%
Total		1603	12.43%	506	3.92%	1828	14.17%	1400	10.85%
Senate District									
4th Senate District									
Poll-OS		191	9.70%	68	3.45%	299	15.18%	219	11.12%
Poll-TS		136	11.09%	49	4.00%	186	15.17%	159	12.97%
VBM		1092	12.88%	332	3.91%	1169	13.78%	924	10.89%
MB		184	15.07%	57	4.67%	174	14.25%	98	8.03%
Total		1603	12.43%	506	3.92%	1828	14.17%	1400	10.85%
Total									
Poll-OS		191	9.70%	68	3.45%	299	15.18%	219	11.12%
Poll-TS		136	11.09%	49	4.00%	186	15.17%	159	12.97%
VBM		1092	12.88%	332	3.91%	1169	13.78%	924	10.89%
MB		184	15.07%	57	4.67%	174	14.25%	98	8.03%
Total		1603	12.43%	506	3.92%	1828	14.17%	1400	10.85%
Assembly District									
1st Assembly District									
Poll-OS		0	-	0	-	0	-	0	-
Poll-TS		0	-	0	-	0	-	0	-
VBM		0	-	0	-	0	-	0	-
MB		0	-	0	-	0	-	0	-
Total		0	-	0	-	0	-	0	-
3rd Assembly District									
Poll-OS		191	9.70%	68	3.45%	299	15.18%	219	11.12%
Poll-TS		136	11.09%	49	4.00%	186	15.17%	159	12.97%
VBM		1092	12.88%	332	3.91%	1169	13.78%	924	10.89%
MB		184	15.07%	57	4.67%	174	14.25%	98	8.03%
Total		1603	12.43%	506	3.92%	1828	14.17%	1400	10.85%
Total									
Poll-OS		191	9.70%	68	3.45%	299	15.18%	219	11.12%
Poll-TS		136	11.09%	49	4.00%	186	15.17%	159	12.97%
VBM		1092	12.88%	332	3.91%	1169	13.78%	924	10.89%
MB		184	15.07%	57	4.67%	174	14.25%	98	8.03%
Total		1603	12.43%	506	3.92%	1828	14.17%	1400	10.85%

Statement of Votes Cast
 Official Results November 8, 2016
 PRESIDENTIAL GENERAL ELECTION
 Butte County, California

Date: 11/23/16
 Time: 08:05:58
 Page: 696 of 1904

		CITY OF OROVILLE COUNCIL (3)							
		DAVID PITTMAN		THIL WILCOX		JANET GOODSON		MARK GROVER	
County Supervisor District									
1st Supervisor District									
Poll-OS		191	9.73%	68	3.46%	297	15.12%	219	11.15%
Poll-TS		136	11.09%	49	4.00%	186	15.17%	159	12.97%
VBM		1092	12.88%	332	3.91%	1169	13.78%	924	10.89%
MB		65	14.51%	15	3.35%	72	16.07%	38	8.48%
Total		1484	12.25%	464	3.83%	1724	14.23%	1340	11.06%
2nd Supervisor District									
Poll-OS		0	-	0	-	0	-	0	-
Poll-TS		0	-	0	-	0	-	0	-
VBM		0	-	0	-	0	-	0	-
MB		0	-	0	-	0	-	0	-
Total		0	-	0	-	0	-	0	-
3rd Supervisor District									
Poll-OS		0	-	0	-	0	-	0	-
Poll-TS		0	-	0	-	0	-	0	-
VBM		0	-	0	-	0	-	0	-
MB		0	-	0	-	0	-	0	-
Total		0	-	0	-	0	-	0	-
4th Supervisor District									
Poll-OS		0	0.00%	0	0.00%	2	33.33%	0	0.00%
Poll-TS		0	-	0	-	0	-	0	-
VBM		0	-	0	-	0	-	0	-
MB		119	15.39%	42	5.43%	102	13.20%	60	7.76%
Total		119	15.28%	42	5.39%	104	13.35%	60	7.70%
5th Supervisor District									
Poll-OS		0	-	0	-	0	-	0	-
Poll-TS		0	-	0	-	0	-	0	-
VBM		0	-	0	-	0	-	0	-
MB		0	-	0	-	0	-	0	-
Total		0	-	0	-	0	-	0	-
Total									
Poll-OS		191	9.70%	68	3.45%	299	15.18%	219	11.12%
Poll-TS		136	11.09%	49	4.00%	186	15.17%	159	12.97%
VBM		1092	12.88%	332	3.91%	1169	13.78%	924	10.89%
MB		184	15.07%	57	4.67%	174	14.25%	98	8.03%
Total		1603	12.43%	506	3.92%	1828	14.17%	1400	10.85%
City									
City of Biggs									
Poll-OS		0	-	0	-	0	-	0	-
Poll-TS		0	-	0	-	0	-	0	-
VBM		0	-	0	-	0	-	0	-
MB		0	-	0	-	0	-	0	-
Total		0	-	0	-	0	-	0	-
City of Chico									
Poll-OS		0	-	0	-	0	-	0	-
Poll-TS		0	-	0	-	0	-	0	-
VBM		0	-	0	-	0	-	0	-
MB		0	-	0	-	0	-	0	-
Total		0	-	0	-	0	-	0	-
City of Gridley									
Poll-OS		0	-	0	-	0	-	0	-
Poll-TS		0	-	0	-	0	-	0	-
VBM		0	-	0	-	0	-	0	-
MB		0	-	0	-	0	-	0	-
Total		0	-	0	-	0	-	0	-
City of Oroville									
Poll-OS		191	9.70%	68	3.45%	299	15.18%	219	11.12%
Poll-TS		136	11.09%	49	4.00%	186	15.17%	159	12.97%

Statement of Votes Cast
 Official Results November 8, 2016
 PRESIDENTIAL GENERAL ELECTION
 Butte County, California

Date:11/23/16
 Time:08:05:59
 Page:697 of 1904

	CITY OF OROVILLE COUNCIL (3)							
	DAVID PITTMAN		THIL WILCOX		JANET GOODSON		MARK GROVER	
VBM	1092	12.88%	332	3.91%	1169	13.78%	924	10.89%
MB	184	15.07%	57	4.67%	174	14.25%	98	8.03%
Total	1603	12.43%	506	3.92%	1828	14.17%	1400	10.85%
Town of Paradise								
Poll-OS	0	-	0	-	0	-	0	-
Poll-TS	0	-	0	-	0	-	0	-
VBM	0	-	0	-	0	-	0	-
MB	0	-	0	-	0	-	0	-
Total	0	-	0	-	0	-	0	-
No Matching District								
Poll-OS	0	-	0	-	0	-	0	-
Poll-TS	0	-	0	-	0	-	0	-
VBM	0	-	0	-	0	-	0	-
MB	0	-	0	-	0	-	0	-
Total	0	-	0	-	0	-	0	-
Total								
Poll-OS	191	9.70%	68	3.45%	299	15.18%	219	11.12%
Poll-TS	136	11.09%	49	4.00%	186	15.17%	159	12.97%
VBM	1092	12.88%	332	3.91%	1169	13.78%	924	10.89%
MB	184	15.07%	57	4.67%	174	14.25%	98	8.03%
Total	1603	12.43%	506	3.92%	1828	14.17%	1400	10.85%
State Board of Equalization District								
1st District Board Equalization								
Poll-OS	191	9.70%	68	3.45%	299	15.18%	219	11.12%
Poll-TS	136	11.09%	49	4.00%	186	15.17%	159	12.97%
VBM	1092	12.88%	332	3.91%	1169	13.78%	924	10.89%
MB	184	15.07%	57	4.67%	174	14.25%	98	8.03%
Total	1603	12.43%	506	3.92%	1828	14.17%	1400	10.85%
Total								
Poll-OS	191	9.70%	68	3.45%	299	15.18%	219	11.12%
Poll-TS	136	11.09%	49	4.00%	186	15.17%	159	12.97%
VBM	1092	12.88%	332	3.91%	1169	13.78%	924	10.89%
MB	184	15.07%	57	4.67%	174	14.25%	98	8.03%
Total	1603	12.43%	506	3.92%	1828	14.17%	1400	10.85%
Unincorporated Area								
Unincorporated Area								
Poll-OS	0	-	0	-	0	-	0	-
Poll-TS	0	-	0	-	0	-	0	-
VBM	0	-	0	-	0	-	0	-
MB	0	-	0	-	0	-	0	-
Total	0	-	0	-	0	-	0	-
No Matching District								
Poll-OS	191	9.70%	68	3.45%	299	15.18%	219	11.12%
Poll-TS	136	11.09%	49	4.00%	186	15.17%	159	12.97%
VBM	1092	12.88%	332	3.91%	1169	13.78%	924	10.89%
MB	184	15.07%	57	4.67%	174	14.25%	98	8.03%
Total	1603	12.43%	506	3.92%	1828	14.17%	1400	10.85%
Total								
Poll-OS	191	9.70%	68	3.45%	299	15.18%	219	11.12%
Poll-TS	136	11.09%	49	4.00%	186	15.17%	159	12.97%
VBM	1092	12.88%	332	3.91%	1169	13.78%	924	10.89%
MB	184	15.07%	57	4.67%	174	14.25%	98	8.03%
Total	1603	12.43%	506	3.92%	1828	14.17%	1400	10.85%

Statement of Votes Cast
 Official Results November 8, 2016
 PRESIDENTIAL GENERAL ELECTION
 Butte County, California

Date: 11/23/16
 Time: 08:05:59
 Page: 698 of 1904

		CITY OF OROVILLE COUNCIL (3)							
		SCOTT THOMSON		CHERI BUNKER		ALFRED JONES III		Write-In Votes	
Jurisdiction Wide									
1101									
Poll-OS		25	10.87%	7	3.04%	19	8.26%	0	0.00%
Poll-TS		17	13.49%	3	2.38%	5	3.97%	1	0.79%
VBM		140	12.10%	44	3.80%	62	5.36%	1	0.09%
MB		0	-	0	-	0	-	0	-
Total		182	12.03%	54	3.57%	86	5.68%	2	0.13%
1102									
Poll-OS		53	14.32%	15	4.05%	23	6.22%	3	0.81%
Poll-TS		25	11.85%	3	1.42%	17	8.06%	0	0.00%
VBM		181	12.25%	49	3.32%	72	4.87%	4	0.27%
MB		0	-	0	-	0	-	0	-
Total		259	12.59%	67	3.26%	112	5.44%	7	0.34%
1103									
Poll-OS		43	11.88%	13	3.59%	19	5.25%	2	0.55%
Poll-TS		37	12.42%	6	2.01%	15	5.03%	0	0.00%
VBM		196	12.09%	50	3.08%	79	4.87%	6	0.37%
MB		0	-	0	-	0	-	0	-
Total		276	12.10%	69	3.02%	113	4.95%	8	0.35%
1104									
Poll-OS		79	16.70%	17	3.59%	26	5.50%	2	0.42%
Poll-TS		39	14.13%	7	2.54%	9	3.26%	0	0.00%
VBM		299	15.65%	48	2.51%	81	4.24%	6	0.31%
MB		0	-	0	-	0	-	0	-
Total		417	15.68%	72	2.71%	116	4.36%	8	0.30%
1105									
Poll-OS		44	16.24%	5	1.85%	13	4.80%	0	0.00%
Poll-TS		22	12.50%	5	2.84%	10	5.68%	0	0.00%
VBM		170	12.99%	39	2.98%	58	4.43%	0	0.00%
MB		0	-	0	-	0	-	0	-
Total		236	13.44%	49	2.79%	81	4.61%	0	0.00%
1106									
Poll-OS		33	12.94%	8	3.14%	14	5.49%	0	0.00%
Poll-TS		14	10.07%	2	1.44%	15	10.79%	0	0.00%
VBM		153	15.21%	18	1.79%	65	6.46%	2	0.20%
MB		0	-	0	-	0	-	0	-
Total		200	14.29%	28	2.00%	94	6.71%	2	0.14%
1801									
Poll-OS		-	-	-	-	-	-	-	-
Poll-TS		-	-	-	-	-	-	-	-
VBM		-	-	-	-	-	-	-	-
MB		-	-	-	-	-	-	-	-
Total		-	-	-	-	-	-	-	-
1802									
Poll-OS		-	-	-	-	-	-	-	-
Poll-TS		-	-	-	-	-	-	-	-
VBM		-	-	-	-	-	-	-	-
MB		-	-	-	-	-	-	-	-
Total		-	-	-	-	-	-	-	-
1803									
Poll-OS		-	-	-	-	-	-	-	-
Poll-TS		-	-	-	-	-	-	-	-
VBM		-	-	-	-	-	-	-	-
MB		-	-	-	-	-	-	-	-
Total		-	-	-	-	-	-	-	-
1804									
Poll-OS		-	-	-	-	-	-	-	-
Poll-TS		-	-	-	-	-	-	-	-
VBM		-	-	-	-	-	-	-	-
MB		-	-	-	-	-	-	-	-
Total		-	-	-	-	-	-	-	-

Statement of Votes Cast
 Official Results November 8, 2016
 PRESIDENTIAL GENERAL ELECTION
 Butte County, California

Date:11/23/16
 Time:08:05:59
 Page:699 of 1904

		CITY OF OROVILLE COUNCIL (3)							
		SCOTT THOMSON		CHERI BUNKER		ALFRED JONES III		Write-In Votes	
1805									
	Poll-OS	-	-	-	-	-	-	-	-
	Poll-TS	-	-	-	-	-	-	-	-
	VBM	-	-	-	-	-	-	-	-
	MB	-	-	-	-	-	-	-	-
	Total	-	-	-	-	-	-	-	-
1806									
	Poll-OS	-	-	-	-	-	-	-	-
	Poll-TS	-	-	-	-	-	-	-	-
	VBM	-	-	-	-	-	-	-	-
	MB	-	-	-	-	-	-	-	-
	Total	-	-	-	-	-	-	-	-
1807									
	Poll-OS	-	-	-	-	-	-	-	-
	Poll-TS	-	-	-	-	-	-	-	-
	VBM	-	-	-	-	-	-	-	-
	MB	-	-	-	-	-	-	-	-
	Total	-	-	-	-	-	-	-	-
1808									
	Poll-OS	-	-	-	-	-	-	-	-
	Poll-TS	-	-	-	-	-	-	-	-
	VBM	-	-	-	-	-	-	-	-
	MB	-	-	-	-	-	-	-	-
	Total	-	-	-	-	-	-	-	-
1809									
	Poll-OS	-	-	-	-	-	-	-	-
	Poll-TS	-	-	-	-	-	-	-	-
	VBM	-	-	-	-	-	-	-	-
	MB	-	-	-	-	-	-	-	-
	Total	-	-	-	-	-	-	-	-
1810									
	Poll-OS	-	-	-	-	-	-	-	-
	Poll-TS	-	-	-	-	-	-	-	-
	VBM	-	-	-	-	-	-	-	-
	MB	-	-	-	-	-	-	-	-
	Total	-	-	-	-	-	-	-	-
1811									
	Poll-OS	-	-	-	-	-	-	-	-
	Poll-TS	-	-	-	-	-	-	-	-
	VBM	-	-	-	-	-	-	-	-
	MB	-	-	-	-	-	-	-	-
	Total	-	-	-	-	-	-	-	-
1812									
	Poll-OS	-	-	-	-	-	-	-	-
	Poll-TS	-	-	-	-	-	-	-	-
	VBM	-	-	-	-	-	-	-	-
	MB	-	-	-	-	-	-	-	-
	Total	-	-	-	-	-	-	-	-
1901									
	Poll-OS	1	33.33%	0	0.00%	0	0.00%	0	0.00%
	Poll-TS	0	-	0	-	0	-	0	-
	VBM	0	-	0	-	0	-	0	-
	MB	57	13.44%	7	1.65%	16	3.77%	0	0.00%
	Total	58	13.58%	7	1.64%	16	3.75%	0	0.00%
1902									
	Poll-OS	0	-	0	-	0	-	0	-
	Poll-TS	0	-	0	-	0	-	0	-
	VBM	0	-	0	-	0	-	0	-
	MB	0	0.00%	0	0.00%	2	8.33%	0	0.00%
	Total	0	0.00%	0	0.00%	2	8.33%	0	0.00%
1903									

Statement of Votes Cast
 Official Results November 8, 2016
 PRESIDENTIAL GENERAL ELECTION
 Butte County, California

Date: 11/23/16
 Time: 08:05:59
 Page: 700 of 1904

		CITY OF OROVILLE COUNCIL (3)					
		SCOTT THOMSON	CHERI BUNKER	ALFRED JONES III	Write-In Votes		
Poll-OS		0	0	0	0	-	-
Poll-TS		0	0	0	0	-	-
VBM		0	0	0	0	-	-
MB		0	0	0	0	-	-
Total		0	0	0	0	-	-
1904							
Poll-OS		-	-	-	-	-	-
Poll-TS		-	-	-	-	-	-
VBM		-	-	-	-	-	-
MB		-	-	-	-	-	-
Total		-	-	-	-	-	-
1905							
Poll-OS		-	-	-	-	-	-
Poll-TS		-	-	-	-	-	-
VBM		-	-	-	-	-	-
MB		-	-	-	-	-	-
Total		-	-	-	-	-	-
1906							
Poll-OS		-	-	-	-	-	-
Poll-TS		-	-	-	-	-	-
VBM		-	-	-	-	-	-
MB		-	-	-	-	-	-
Total		-	-	-	-	-	-
1907							
Poll-OS		-	-	-	-	-	-
Poll-TS		-	-	-	-	-	-
VBM		-	-	-	-	-	-
MB		-	-	-	-	-	-
Total		-	-	-	-	-	-
1908							
Poll-OS		-	-	-	-	-	-
Poll-TS		-	-	-	-	-	-
VBM		-	-	-	-	-	-
MB		-	-	-	-	-	-
Total		-	-	-	-	-	-
1909							
Poll-OS		-	-	-	-	-	-
Poll-TS		-	-	-	-	-	-
VBM		-	-	-	-	-	-
MB		-	-	-	-	-	-
Total		-	-	-	-	-	-
1910							
Poll-OS		-	-	-	-	-	-
Poll-TS		-	-	-	-	-	-
VBM		-	-	-	-	-	-
MB		-	-	-	-	-	-
Total		-	-	-	-	-	-
1911							
Poll-OS		-	-	-	-	-	-
Poll-TS		-	-	-	-	-	-
VBM		-	-	-	-	-	-
MB		-	-	-	-	-	-
Total		-	-	-	-	-	-
1912							
Poll-OS		-	-	-	-	-	-
Poll-TS		-	-	-	-	-	-
VBM		-	-	-	-	-	-
MB		-	-	-	-	-	-
Total		-	-	-	-	-	-
1913							
Poll-OS		-	-	-	-	-	-

Statement of Votes Cast
 Official Results November 8, 2016
 PRESIDENTIAL GENERAL ELECTION
 Butte County, California

Date: 11/23/16
 Time: 08:05:59
 Page: 701 of 1904

		CITY OF OROVILLE COUNCIL (3)			
		SCOTT THOMSON	CHERI BUNKER	ALFRED JONES III	Write-In Votes
Poll-TS		-	-	-	-
VBM		-	-	-	-
MB		-	-	-	-
Total		-	-	-	-
1914					
Poll-OS		-	-	-	-
Poll-TS		-	-	-	-
VBM		-	-	-	-
MB		-	-	-	-
Total		-	-	-	-
2201					
Poll-OS		-	-	-	-
Poll-TS		-	-	-	-
VBM		-	-	-	-
MB		-	-	-	-
Total		-	-	-	-
2202					
Poll-OS		-	-	-	-
Poll-TS		-	-	-	-
VBM		-	-	-	-
MB		-	-	-	-
Total		-	-	-	-
2203					
Poll-OS		-	-	-	-
Poll-TS		-	-	-	-
VBM		-	-	-	-
MB		-	-	-	-
Total		-	-	-	-
2204					
Poll-OS		-	-	-	-
Poll-TS		-	-	-	-
VBM		-	-	-	-
MB		-	-	-	-
Total		-	-	-	-
2205					
Poll-OS		-	-	-	-
Poll-TS		-	-	-	-
VBM		-	-	-	-
MB		-	-	-	-
Total		-	-	-	-
2206					
Poll-OS		-	-	-	-
Poll-TS		-	-	-	-
VBM		-	-	-	-
MB		-	-	-	-
Total		-	-	-	-
2207					
Poll-OS		-	-	-	-
Poll-TS		-	-	-	-
VBM		-	-	-	-
MB		-	-	-	-
Total		-	-	-	-
2208					
Poll-OS		-	-	-	-
Poll-TS		-	-	-	-
VBM		-	-	-	-
MB		-	-	-	-
Total		-	-	-	-
2209					
Poll-OS		-	-	-	-
Poll-TS		-	-	-	-

Statement of Votes Cast
 Official Results November 8, 2016
 PRESIDENTIAL GENERAL ELECTION
 Butte County, California

Date: 11/23/16
 Time: 08:05:59
 Page: 702 of 1904

		CITY OF OROVILLE COUNCIL (3)			
		SCOTT THOMSON	CHERI BUNKER	ALFRED JONES III	Write-In Votes
VBM		-	-	-	-
MB		-	-	-	-
Total		-	-	-	-
2210					
Poll-OS		-	-	-	-
Poll-TS		-	-	-	-
VBM		-	-	-	-
MB		-	-	-	-
Total		-	-	-	-
2211					
Poll-OS		-	-	-	-
Poll-TS		-	-	-	-
VBM		-	-	-	-
MB		-	-	-	-
Total		-	-	-	-
2212					
Poll-OS		-	-	-	-
Poll-TS		-	-	-	-
VBM		-	-	-	-
MB		-	-	-	-
Total		-	-	-	-
2213					
Poll-OS		-	-	-	-
Poll-TS		-	-	-	-
VBM		-	-	-	-
MB		-	-	-	-
Total		-	-	-	-
2214					
Poll-OS		-	-	-	-
Poll-TS		-	-	-	-
VBM		-	-	-	-
MB		-	-	-	-
Total		-	-	-	-
2215					
Poll-OS		-	-	-	-
Poll-TS		-	-	-	-
VBM		-	-	-	-
MB		-	-	-	-
Total		-	-	-	-
2216					
Poll-OS		-	-	-	-
Poll-TS		-	-	-	-
VBM		-	-	-	-
MB		-	-	-	-
Total		-	-	-	-
2801					
Poll-OS		-	-	-	-
Poll-TS		-	-	-	-
VBM		-	-	-	-
MB		-	-	-	-
Total		-	-	-	-
2802					
Poll-OS		-	-	-	-
Poll-TS		-	-	-	-
VBM		-	-	-	-
MB		-	-	-	-
Total		-	-	-	-
2803					
Poll-OS		-	-	-	-
Poll-TS		-	-	-	-
VBM		-	-	-	-

Statement of Votes Cast
 Official Results November 8, 2016
 PRESIDENTIAL GENERAL ELECTION
 Butte County, California

Date: 11/23/16
 Time: 08:05:59
 Page: 703 of 1904

	CITY OF OROVILLE COUNCIL (3)			
	SCOTT THOMSON	CHERI BUNKER	ALFRED JONES III	Write-In Votes
MB	-	-	-	-
Total	-	-	-	-
2804				
Poll-OS	-	-	-	-
Poll-TS	-	-	-	-
VBM	-	-	-	-
MB	-	-	-	-
Total	-	-	-	-
2805				
Poll-OS	-	-	-	-
Poll-TS	-	-	-	-
VBM	-	-	-	-
MB	-	-	-	-
Total	-	-	-	-
2806				
Poll-OS	-	-	-	-
Poll-TS	-	-	-	-
VBM	-	-	-	-
MB	-	-	-	-
Total	-	-	-	-
2901				
Poll-OS	-	-	-	-
Poll-TS	-	-	-	-
VBM	-	-	-	-
MB	-	-	-	-
Total	-	-	-	-
2902				
Poll-OS	-	-	-	-
Poll-TS	-	-	-	-
VBM	-	-	-	-
MB	-	-	-	-
Total	-	-	-	-
2903				
Poll-OS	-	-	-	-
Poll-TS	-	-	-	-
VBM	-	-	-	-
MB	-	-	-	-
Total	-	-	-	-
3201				
Poll-OS	-	-	-	-
Poll-TS	-	-	-	-
VBM	-	-	-	-
MB	-	-	-	-
Total	-	-	-	-
3202				
Poll-OS	-	-	-	-
Poll-TS	-	-	-	-
VBM	-	-	-	-
MB	-	-	-	-
Total	-	-	-	-
3203				
Poll-OS	-	-	-	-
Poll-TS	-	-	-	-
VBM	-	-	-	-
MB	-	-	-	-
Total	-	-	-	-
3204				
Poll-OS	-	-	-	-
Poll-TS	-	-	-	-
VBM	-	-	-	-
MB	-	-	-	-

Statement of Votes Cast
 Official Results November 8, 2016
 PRESIDENTIAL GENERAL ELECTION
 Butte County, California

Date: 11/23/16
 Time: 08:05:59
 Page: 704 of 1904

		CITY OF OROVILLE COUNCIL (3)			
		SCOTT THOMSON	CHERI BUNKER	ALFRED JONES III	Write-In Votes
Total		-	-	-	-
3205					
Poll-OS		-	-	-	-
Poll-TS		-	-	-	-
VBM		-	-	-	-
MB		-	-	-	-
Total		-	-	-	-
3206					
Poll-OS		-	-	-	-
Poll-TS		-	-	-	-
VBM		-	-	-	-
MB		-	-	-	-
Total		-	-	-	-
3207					
Poll-OS		-	-	-	-
Poll-TS		-	-	-	-
VBM		-	-	-	-
MB		-	-	-	-
Total		-	-	-	-
3208					
Poll-OS		-	-	-	-
Poll-TS		-	-	-	-
VBM		-	-	-	-
MB		-	-	-	-
Total		-	-	-	-
3209					
Poll-OS		-	-	-	-
Poll-TS		-	-	-	-
VBM		-	-	-	-
MB		-	-	-	-
Total		-	-	-	-
3210					
Poll-OS		-	-	-	-
Poll-TS		-	-	-	-
VBM		-	-	-	-
MB		-	-	-	-
Total		-	-	-	-
3211					
Poll-OS		-	-	-	-
Poll-TS		-	-	-	-
VBM		-	-	-	-
MB		-	-	-	-
Total		-	-	-	-
3212					
Poll-OS		-	-	-	-
Poll-TS		-	-	-	-
VBM		-	-	-	-
MB		-	-	-	-
Total		-	-	-	-
3213					
Poll-OS		-	-	-	-
Poll-TS		-	-	-	-
VBM		-	-	-	-
MB		-	-	-	-
Total		-	-	-	-
3214					
Poll-OS		-	-	-	-
Poll-TS		-	-	-	-
VBM		-	-	-	-
MB		-	-	-	-
Total		-	-	-	-

Statement of Votes Cast
 Official Results November 8, 2016
 PRESIDENTIAL GENERAL ELECTION
 Butte County, California

Date:11/23/16
 Time:08:06:00
 Page:705 of 1904

	CITY OF OROVILLE COUNCIL (3)			
	SCOTT THOMSON	CHERI BUNKER	ALFRED JONES III	Write-In Votes
3215				
Poll-OS	-	-	-	-
Poll-TS	-	-	-	-
VBM	-	-	-	-
MB	-	-	-	-
Total	-	-	-	-
3216				
Poll-OS	-	-	-	-
Poll-TS	-	-	-	-
VBM	-	-	-	-
MB	-	-	-	-
Total	-	-	-	-
3801				
Poll-OS	-	-	-	-
Poll-TS	-	-	-	-
VBM	-	-	-	-
MB	-	-	-	-
Total	-	-	-	-
3802				
Poll-OS	-	-	-	-
Poll-TS	-	-	-	-
VBM	-	-	-	-
MB	-	-	-	-
Total	-	-	-	-
3901				
Poll-OS	-	-	-	-
Poll-TS	-	-	-	-
VBM	-	-	-	-
MB	-	-	-	-
Total	-	-	-	-
3902				
Poll-OS	-	-	-	-
Poll-TS	-	-	-	-
VBM	-	-	-	-
MB	-	-	-	-
Total	-	-	-	-
3903				
Poll-OS	-	-	-	-
Poll-TS	-	-	-	-
VBM	-	-	-	-
MB	-	-	-	-
Total	-	-	-	-
3904				
Poll-OS	-	-	-	-
Poll-TS	-	-	-	-
VBM	-	-	-	-
MB	-	-	-	-
Total	-	-	-	-
3905				
Poll-OS	-	-	-	-
Poll-TS	-	-	-	-
VBM	-	-	-	-
MB	-	-	-	-
Total	-	-	-	-
3906				
Poll-OS	-	-	-	-
Poll-TS	-	-	-	-
VBM	-	-	-	-
MB	-	-	-	-
Total	-	-	-	-
3907				

Statement of Votes Cast
 Official Results November 8, 2016
 PRESIDENTIAL GENERAL ELECTION
 Butte County, California

Date: 11/23/16
 Time: 08:06:00
 Page: 706 of 1904

		CITY OF OROVILLE COUNCIL (3)			
		SCOTT THOMSON	CHERI BUNKER	ALFRED JONES III	Write-In Votes
Poll-OS		-	-	-	-
Poll-TS		-	-	-	-
VBM		-	-	-	-
MB		-	-	-	-
Total		-	-	-	-
4201					
Poll-OS		-	-	-	-
Poll-TS		-	-	-	-
VBM		-	-	-	-
MB		-	-	-	-
Total		-	-	-	-
4202					
Poll-OS		-	-	-	-
Poll-TS		-	-	-	-
VBM		-	-	-	-
MB		-	-	-	-
Total		-	-	-	-
4203					
Poll-OS		-	-	-	-
Poll-TS		-	-	-	-
VBM		-	-	-	-
MB		-	-	-	-
Total		-	-	-	-
4204					
Poll-OS		-	-	-	-
Poll-TS		-	-	-	-
VBM		-	-	-	-
MB		-	-	-	-
Total		-	-	-	-
4301					
Poll-OS		-	-	-	-
Poll-TS		-	-	-	-
VBM		-	-	-	-
MB		-	-	-	-
Total		-	-	-	-
4302					
Poll-OS		-	-	-	-
Poll-TS		-	-	-	-
VBM		-	-	-	-
MB		-	-	-	-
Total		-	-	-	-
4401					
Poll-OS		-	-	-	-
Poll-TS		-	-	-	-
VBM		-	-	-	-
MB		-	-	-	-
Total		-	-	-	-
4801					
Poll-OS		-	-	-	-
Poll-TS		-	-	-	-
VBM		-	-	-	-
MB		-	-	-	-
Total		-	-	-	-
4802					
Poll-OS		-	-	-	-
Poll-TS		-	-	-	-
VBM		-	-	-	-
MB		-	-	-	-
Total		-	-	-	-
4803					
Poll-OS		-	-	-	-

Statement of Votes Cast
 Official Results November 8, 2016
 PRESIDENTIAL GENERAL ELECTION
 Butte County, California

Date: 11/23/16
 Time: 08:06:00
 Page: 707 of 1904

		CITY OF OROVILLE COUNCIL (3)							
		SCOTT THOMSON		CHERI BUNKER		ALFRED JONES III		Write-In Votes	
Poll-TS		-	-	-	-	-	-	-	-
VBM		-	-	-	-	-	-	-	-
MB		-	-	-	-	-	-	-	-
Total		-	-	-	-	-	-	-	-
4804									
Poll-OS		-	-	-	-	-	-	-	-
Poll-TS		-	-	-	-	-	-	-	-
VBM		-	-	-	-	-	-	-	-
MB		-	-	-	-	-	-	-	-
Total		-	-	-	-	-	-	-	-
4805									
Poll-OS		-	-	-	-	-	-	-	-
Poll-TS		-	-	-	-	-	-	-	-
VBM		-	-	-	-	-	-	-	-
MB		-	-	-	-	-	-	-	-
Total		-	-	-	-	-	-	-	-
4806									
Poll-OS		-	-	-	-	-	-	-	-
Poll-TS		-	-	-	-	-	-	-	-
VBM		-	-	-	-	-	-	-	-
MB		-	-	-	-	-	-	-	-
Total		-	-	-	-	-	-	-	-
4807									
Poll-OS		-	-	-	-	-	-	-	-
Poll-TS		-	-	-	-	-	-	-	-
VBM		-	-	-	-	-	-	-	-
MB		-	-	-	-	-	-	-	-
Total		-	-	-	-	-	-	-	-
4808									
Poll-OS		-	-	-	-	-	-	-	-
Poll-TS		-	-	-	-	-	-	-	-
VBM		-	-	-	-	-	-	-	-
MB		-	-	-	-	-	-	-	-
Total		-	-	-	-	-	-	-	-
4901									
Poll-OS		2	33.33%	0	0.00%	0	0.00%	0	0.00%
Poll-TS		0	-	0	-	0	-	0	-
VBM		0	-	0	-	0	-	0	-
MB		93	12.03%	22	2.85%	50	6.47%	3	0.39%
Total		95	12.20%	22	2.82%	50	6.42%	3	0.39%
4902									
Poll-OS		0	-	0	-	0	-	0	-
Poll-TS		0	-	0	-	0	-	0	-
VBM		0	-	0	-	0	-	0	-
MB		0	-	0	-	0	-	0	-
Total		0	-	0	-	0	-	0	-
4903									
Poll-OS		0	-	0	-	0	-	0	-
Poll-TS		0	-	0	-	0	-	0	-
VBM		0	-	0	-	0	-	0	-
MB		0	-	0	-	0	-	0	-
Total		0	-	0	-	0	-	0	-
4904									
Poll-OS		-	-	-	-	-	-	-	-
Poll-TS		-	-	-	-	-	-	-	-
VBM		-	-	-	-	-	-	-	-
MB		-	-	-	-	-	-	-	-
Total		-	-	-	-	-	-	-	-
4905									
Poll-OS		-	-	-	-	-	-	-	-
Poll-TS		-	-	-	-	-	-	-	-

Statement of Votes Cast
 Official Results November 8, 2016
 PRESIDENTIAL GENERAL ELECTION
 Butte County, California

Date: 11/23/16
 Time: 08:06:00
 Page: 708 of 1904

		CITY OF OROVILLE COUNCIL (3)			
		SCOTT THOMSON	CHERI BUNKER	ALFRED JONES III	Write-In Votes
VBM		-	-	-	-
MB		-	-	-	-
Total		-	-	-	-
4906					
Poll-OS		-	-	-	-
Poll-TS		-	-	-	-
VBM		-	-	-	-
MB		-	-	-	-
Total		-	-	-	-
4907					
Poll-OS		-	-	-	-
Poll-TS		-	-	-	-
VBM		-	-	-	-
MB		-	-	-	-
Total		-	-	-	-
4908					
Poll-OS		-	-	-	-
Poll-TS		-	-	-	-
VBM		-	-	-	-
MB		-	-	-	-
Total		-	-	-	-
4909					
Poll-OS		-	-	-	-
Poll-TS		-	-	-	-
VBM		-	-	-	-
MB		-	-	-	-
Total		-	-	-	-
4910					
Poll-OS		-	-	-	-
Poll-TS		-	-	-	-
VBM		-	-	-	-
MB		-	-	-	-
Total		-	-	-	-
4911					
Poll-OS		-	-	-	-
Poll-TS		-	-	-	-
VBM		-	-	-	-
MB		-	-	-	-
Total		-	-	-	-
4912					
Poll-OS		-	-	-	-
Poll-TS		-	-	-	-
VBM		-	-	-	-
MB		-	-	-	-
Total		-	-	-	-
5201					
Poll-OS		-	-	-	-
Poll-TS		-	-	-	-
VBM		-	-	-	-
MB		-	-	-	-
Total		-	-	-	-
5501					
Poll-OS		-	-	-	-
Poll-TS		-	-	-	-
VBM		-	-	-	-
MB		-	-	-	-
Total		-	-	-	-
5502					
Poll-OS		-	-	-	-
Poll-TS		-	-	-	-
VBM		-	-	-	-

Statement of Votes Cast
 Official Results November 8, 2016
 PRESIDENTIAL GENERAL ELECTION
 Butte County, California

Date: 11/23/16
 Time: 08:06:00
 Page: 709 of 1904

	CITY OF OROVILLE COUNCIL (3)			
	SCOTT THOMSON	CHERI BUNKER	ALFRED JONES III	Write-In Votes
MB	-	-	-	-
Total	-	-	-	-
5503				
Poll-OS	-	-	-	-
Poll-TS	-	-	-	-
VBM	-	-	-	-
MB	-	-	-	-
Total	-	-	-	-
5504				
Poll-OS	-	-	-	-
Poll-TS	-	-	-	-
VBM	-	-	-	-
MB	-	-	-	-
Total	-	-	-	-
5505				
Poll-OS	-	-	-	-
Poll-TS	-	-	-	-
VBM	-	-	-	-
MB	-	-	-	-
Total	-	-	-	-
5506				
Poll-OS	-	-	-	-
Poll-TS	-	-	-	-
VBM	-	-	-	-
MB	-	-	-	-
Total	-	-	-	-
5507				
Poll-OS	-	-	-	-
Poll-TS	-	-	-	-
VBM	-	-	-	-
MB	-	-	-	-
Total	-	-	-	-
5508				
Poll-OS	-	-	-	-
Poll-TS	-	-	-	-
VBM	-	-	-	-
MB	-	-	-	-
Total	-	-	-	-
5509				
Poll-OS	-	-	-	-
Poll-TS	-	-	-	-
VBM	-	-	-	-
MB	-	-	-	-
Total	-	-	-	-
5510				
Poll-OS	-	-	-	-
Poll-TS	-	-	-	-
VBM	-	-	-	-
MB	-	-	-	-
Total	-	-	-	-
5511				
Poll-OS	-	-	-	-
Poll-TS	-	-	-	-
VBM	-	-	-	-
MB	-	-	-	-
Total	-	-	-	-
5512				
Poll-OS	-	-	-	-
Poll-TS	-	-	-	-
VBM	-	-	-	-
MB	-	-	-	-

Statement of Votes Cast
 Official Results November 8, 2016
 PRESIDENTIAL GENERAL ELECTION
 Butte County, California

Date: 11/23/16
 Time: 08:06:00
 Page: 710 of 1904

	CITY OF OROVILLE COUNCIL (3)			
	SCOTT THOMSON	CHERI BUNKER	ALFRED JONES III	Write-In Votes
Total	-	-	-	-
5513				
Poll-OS	-	-	-	-
Poll-TS	-	-	-	-
VBM	-	-	-	-
MB	-	-	-	-
Total	-	-	-	-
5801				
Poll-OS	-	-	-	-
Poll-TS	-	-	-	-
VBM	-	-	-	-
MB	-	-	-	-
Total	-	-	-	-
5802				
Poll-OS	-	-	-	-
Poll-TS	-	-	-	-
VBM	-	-	-	-
MB	-	-	-	-
Total	-	-	-	-
5803				
Poll-OS	-	-	-	-
Poll-TS	-	-	-	-
VBM	-	-	-	-
MB	-	-	-	-
Total	-	-	-	-
5804				
Poll-OS	-	-	-	-
Poll-TS	-	-	-	-
VBM	-	-	-	-
MB	-	-	-	-
Total	-	-	-	-
5805				
Poll-OS	-	-	-	-
Poll-TS	-	-	-	-
VBM	-	-	-	-
MB	-	-	-	-
Total	-	-	-	-
5806				
Poll-OS	-	-	-	-
Poll-TS	-	-	-	-
VBM	-	-	-	-
MB	-	-	-	-
Total	-	-	-	-
5901				
Poll-OS	-	-	-	-
Poll-TS	-	-	-	-
VBM	-	-	-	-
MB	-	-	-	-
Total	-	-	-	-
5902				
Poll-OS	-	-	-	-
Poll-TS	-	-	-	-
VBM	-	-	-	-
MB	-	-	-	-
Total	-	-	-	-
5903				
Poll-OS	-	-	-	-
Poll-TS	-	-	-	-
VBM	-	-	-	-
MB	-	-	-	-
Total	-	-	-	-

Statement of Votes Cast
 Official Results November 8, 2016
 PRESIDENTIAL GENERAL ELECTION
 Butte County, California

Date: 11/23/16
 Time: 08:06:00
 Page: 711 of 1904

		CITY OF OROVILLE COUNCIL (3)							
		SCOTT THOMSON		CHERI BUNKER		ALFRED JONES III		Write-In Votes	
5904									
	Poll-OS	-	-	-	-	-	-	-	-
	Poll-TS	-	-	-	-	-	-	-	-
	VBM	-	-	-	-	-	-	-	-
	MB	-	-	-	-	-	-	-	-
	Total	-	-	-	-	-	-	-	-
5905									
	Poll-OS	-	-	-	-	-	-	-	-
	Poll-TS	-	-	-	-	-	-	-	-
	VBM	-	-	-	-	-	-	-	-
	MB	-	-	-	-	-	-	-	-
	Total	-	-	-	-	-	-	-	-
5906									
	Poll-OS	-	-	-	-	-	-	-	-
	Poll-TS	-	-	-	-	-	-	-	-
	VBM	-	-	-	-	-	-	-	-
	MB	-	-	-	-	-	-	-	-
	Total	-	-	-	-	-	-	-	-
5907									
	Poll-OS	-	-	-	-	-	-	-	-
	Poll-TS	-	-	-	-	-	-	-	-
	VBM	-	-	-	-	-	-	-	-
	MB	-	-	-	-	-	-	-	-
	Total	-	-	-	-	-	-	-	-
5908									
	Poll-OS	-	-	-	-	-	-	-	-
	Poll-TS	-	-	-	-	-	-	-	-
	VBM	-	-	-	-	-	-	-	-
	MB	-	-	-	-	-	-	-	-
	Total	-	-	-	-	-	-	-	-
5909									
	Poll-OS	-	-	-	-	-	-	-	-
	Poll-TS	-	-	-	-	-	-	-	-
	VBM	-	-	-	-	-	-	-	-
	MB	-	-	-	-	-	-	-	-
	Total	-	-	-	-	-	-	-	-
5910									
	Poll-OS	-	-	-	-	-	-	-	-
	Poll-TS	-	-	-	-	-	-	-	-
	VBM	-	-	-	-	-	-	-	-
	MB	-	-	-	-	-	-	-	-
	Total	-	-	-	-	-	-	-	-
5911									
	Poll-OS	-	-	-	-	-	-	-	-
	Poll-TS	-	-	-	-	-	-	-	-
	VBM	-	-	-	-	-	-	-	-
	MB	-	-	-	-	-	-	-	-
	Total	-	-	-	-	-	-	-	-
5912									
	Poll-OS	-	-	-	-	-	-	-	-
	Poll-TS	-	-	-	-	-	-	-	-
	VBM	-	-	-	-	-	-	-	-
	MB	-	-	-	-	-	-	-	-
	Total	-	-	-	-	-	-	-	-
Total									
	Poll-OS	280	14.21%	65	3.30%	114	5.79%	7	0.36%
	Poll-TS	154	12.56%	26	2.12%	71	5.79%	1	0.08%
	VBM	1139	13.43%	248	2.92%	417	4.92%	19	0.22%
	MB	150	12.29%	29	2.38%	68	5.57%	3	0.25%
	Total	1723	13.36%	368	2.85%	670	5.19%	30	0.23%

Statement of Votes Cast
 Official Results November 8, 2016
 PRESIDENTIAL GENERAL ELECTION
 Butte County, California

Date: 11/23/16
 Time: 08:06:00
 Page: 712 of 1904

		CITY OF OROVILLE COUNCIL (3)							
		SCOTT THOMSON		CHERI BUNKER		ALFRED JONES III		Write-In Votes	
County									
County of Butte									
Poll-OS		280	14.21%	65	3.30%	114	5.79%	7	0.36%
Poll-TS		154	12.56%	26	2.12%	71	5.79%	1	0.08%
VBM		1139	13.43%	248	2.92%	417	4.92%	19	0.22%
MB		150	12.29%	29	2.38%	68	5.57%	3	0.25%
Total		1723	13.36%	368	2.85%	670	5.19%	30	0.23%
Total									
Poll-OS		280	14.21%	65	3.30%	114	5.79%	7	0.36%
Poll-TS		154	12.56%	26	2.12%	71	5.79%	1	0.08%
VBM		1139	13.43%	248	2.92%	417	4.92%	19	0.22%
MB		150	12.29%	29	2.38%	68	5.57%	3	0.25%
Total		1723	13.36%	368	2.85%	670	5.19%	30	0.23%
Congressional District									
1st Congressional District									
Poll-OS		280	14.21%	65	3.30%	114	5.79%	7	0.36%
Poll-TS		154	12.56%	26	2.12%	71	5.79%	1	0.08%
VBM		1139	13.43%	248	2.92%	417	4.92%	19	0.22%
MB		150	12.29%	29	2.38%	68	5.57%	3	0.25%
Total		1723	13.36%	368	2.85%	670	5.19%	30	0.23%
Total									
Poll-OS		280	14.21%	65	3.30%	114	5.79%	7	0.36%
Poll-TS		154	12.56%	26	2.12%	71	5.79%	1	0.08%
VBM		1139	13.43%	248	2.92%	417	4.92%	19	0.22%
MB		150	12.29%	29	2.38%	68	5.57%	3	0.25%
Total		1723	13.36%	368	2.85%	670	5.19%	30	0.23%
Senate District									
4th Senate District									
Poll-OS		280	14.21%	65	3.30%	114	5.79%	7	0.36%
Poll-TS		154	12.56%	26	2.12%	71	5.79%	1	0.08%
VBM		1139	13.43%	248	2.92%	417	4.92%	19	0.22%
MB		150	12.29%	29	2.38%	68	5.57%	3	0.25%
Total		1723	13.36%	368	2.85%	670	5.19%	30	0.23%
Total									
Poll-OS		280	14.21%	65	3.30%	114	5.79%	7	0.36%
Poll-TS		154	12.56%	26	2.12%	71	5.79%	1	0.08%
VBM		1139	13.43%	248	2.92%	417	4.92%	19	0.22%
MB		150	12.29%	29	2.38%	68	5.57%	3	0.25%
Total		1723	13.36%	368	2.85%	670	5.19%	30	0.23%
Assembly District									
1st Assembly District									
Poll-OS		0	-	0	-	0	-	0	-
Poll-TS		0	-	0	-	0	-	0	-
VBM		0	-	0	-	0	-	0	-
MB		0	-	0	-	0	-	0	-
Total		0	-	0	-	0	-	0	-
3rd Assembly District									
Poll-OS		280	14.21%	65	3.30%	114	5.79%	7	0.36%
Poll-TS		154	12.56%	26	2.12%	71	5.79%	1	0.08%
VBM		1139	13.43%	248	2.92%	417	4.92%	19	0.22%
MB		150	12.29%	29	2.38%	68	5.57%	3	0.25%
Total		1723	13.36%	368	2.85%	670	5.19%	30	0.23%
Total									
Poll-OS		280	14.21%	65	3.30%	114	5.79%	7	0.36%
Poll-TS		154	12.56%	26	2.12%	71	5.79%	1	0.08%
VBM		1139	13.43%	248	2.92%	417	4.92%	19	0.22%
MB		150	12.29%	29	2.38%	68	5.57%	3	0.25%
Total		1723	13.36%	368	2.85%	670	5.19%	30	0.23%

Statement of Votes Cast
 Official Results November 8, 2016
 PRESIDENTIAL GENERAL ELECTION
 Butte County, California

Date: 11/23/16
 Time: 08:06:01
 Page: 713 of 1904

		CITY OF OROVILLE COUNCIL (3)							
		SCOTT THOMSON		CHERI BUNKER		ALFRED JONES III		Write-In Votes	
County Supervisor District									
1st Supervisor District									
Poll-OS		278	14.15%	65	3.31%	114	5.80%	7	0.36%
Poll-TS		154	12.56%	26	2.12%	71	5.79%	1	0.08%
VBM		1139	13.43%	248	2.92%	417	4.92%	19	0.22%
MB		57	12.72%	7	1.56%	18	4.02%	0	0.00%
Total		1628	13.43%	346	2.86%	620	5.12%	27	0.22%
2nd Supervisor District									
Poll-OS		0	-	0	-	0	-	0	-
Poll-TS		0	-	0	-	0	-	0	-
VBM		0	-	0	-	0	-	0	-
MB		0	-	0	-	0	-	0	-
Total		0	-	0	-	0	-	0	-
3rd Supervisor District									
Poll-OS		0	-	0	-	0	-	0	-
Poll-TS		0	-	0	-	0	-	0	-
VBM		0	-	0	-	0	-	0	-
MB		0	-	0	-	0	-	0	-
Total		0	-	0	-	0	-	0	-
4th Supervisor District									
Poll-OS		2	33.33%	0	0.00%	0	0.00%	0	0.00%
Poll-TS		0	-	0	-	0	-	0	-
VBM		0	-	0	-	0	-	0	-
MB		93	12.03%	22	2.85%	50	6.47%	3	0.39%
Total		95	12.20%	22	2.82%	50	6.42%	3	0.39%
5th Supervisor District									
Poll-OS		0	-	0	-	0	-	0	-
Poll-TS		0	-	0	-	0	-	0	-
VBM		0	-	0	-	0	-	0	-
MB		0	-	0	-	0	-	0	-
Total		0	-	0	-	0	-	0	-
Total									
Poll-OS		280	14.21%	65	3.30%	114	5.79%	7	0.36%
Poll-TS		154	12.56%	26	2.12%	71	5.79%	1	0.08%
VBM		1139	13.43%	248	2.92%	417	4.92%	19	0.22%
MB		150	12.29%	29	2.38%	68	5.57%	3	0.25%
Total		1723	13.36%	368	2.85%	670	5.19%	30	0.23%
City									
City of Biggs									
Poll-OS		0	-	0	-	0	-	0	-
Poll-TS		0	-	0	-	0	-	0	-
VBM		0	-	0	-	0	-	0	-
MB		0	-	0	-	0	-	0	-
Total		0	-	0	-	0	-	0	-
City of Chico									
Poll-OS		0	-	0	-	0	-	0	-
Poll-TS		0	-	0	-	0	-	0	-
VBM		0	-	0	-	0	-	0	-
MB		0	-	0	-	0	-	0	-
Total		0	-	0	-	0	-	0	-
City of Gridley									
Poll-OS		0	-	0	-	0	-	0	-
Poll-TS		0	-	0	-	0	-	0	-
VBM		0	-	0	-	0	-	0	-
MB		0	-	0	-	0	-	0	-
Total		0	-	0	-	0	-	0	-
City of Oroville									
Poll-OS		280	14.21%	65	3.30%	114	5.79%	7	0.36%
Poll-TS		154	12.56%	26	2.12%	71	5.79%	1	0.08%

Statement of Votes Cast
 Official Results November 8, 2016
 PRESIDENTIAL GENERAL ELECTION
 Butte County, California

Date: 11/23/16
 Time: 08:06:01
 Page: 714 of 1904

CITY OF OROVILLE COUNCIL (3)									
	SCOTT THOMSON		CHERI BUNKER		ALFRED JONES III		Write-In Votes		
VBM	1139	13.43%	248	2.92%	417	4.92%	19	0.22%	
MB	150	12.29%	29	2.38%	68	5.57%	3	0.25%	
Total	1723	13.36%	368	2.85%	670	5.19%	30	0.23%	
Town of Paradise									
Poll-OS	0	-	0	-	0	-	0	-	
Poll-TS	0	-	0	-	0	-	0	-	
VBM	0	-	0	-	0	-	0	-	
MB	0	-	0	-	0	-	0	-	
Total	0	-	0	-	0	-	0	-	
No Matching District									
Poll-OS	0	-	0	-	0	-	0	-	
Poll-TS	0	-	0	-	0	-	0	-	
VBM	0	-	0	-	0	-	0	-	
MB	0	-	0	-	0	-	0	-	
Total	0	-	0	-	0	-	0	-	
Total									
Poll-OS	280	14.21%	65	3.30%	114	5.79%	7	0.36%	
Poll-TS	154	12.56%	26	2.12%	71	5.79%	1	0.08%	
VBM	1139	13.43%	248	2.92%	417	4.92%	19	0.22%	
MB	150	12.29%	29	2.38%	68	5.57%	3	0.25%	
Total	1723	13.36%	368	2.85%	670	5.19%	30	0.23%	
State Board of Equalization District									
1st District Board Equalization									
Poll-OS	280	14.21%	65	3.30%	114	5.79%	7	0.36%	
Poll-TS	154	12.56%	26	2.12%	71	5.79%	1	0.08%	
VBM	1139	13.43%	248	2.92%	417	4.92%	19	0.22%	
MB	150	12.29%	29	2.38%	68	5.57%	3	0.25%	
Total	1723	13.36%	368	2.85%	670	5.19%	30	0.23%	
Total									
Poll-OS	280	14.21%	65	3.30%	114	5.79%	7	0.36%	
Poll-TS	154	12.56%	26	2.12%	71	5.79%	1	0.08%	
VBM	1139	13.43%	248	2.92%	417	4.92%	19	0.22%	
MB	150	12.29%	29	2.38%	68	5.57%	3	0.25%	
Total	1723	13.36%	368	2.85%	670	5.19%	30	0.23%	
Unincorporated Area									
Unincorporated Area									
Poll-OS	0	-	0	-	0	-	0	-	
Poll-TS	0	-	0	-	0	-	0	-	
VBM	0	-	0	-	0	-	0	-	
MB	0	-	0	-	0	-	0	-	
Total	0	-	0	-	0	-	0	-	
No Matching District									
Poll-OS	280	14.21%	65	3.30%	114	5.79%	7	0.36%	
Poll-TS	154	12.56%	26	2.12%	71	5.79%	1	0.08%	
VBM	1139	13.43%	248	2.92%	417	4.92%	19	0.22%	
MB	150	12.29%	29	2.38%	68	5.57%	3	0.25%	
Total	1723	13.36%	368	2.85%	670	5.19%	30	0.23%	
Total									
Poll-OS	280	14.21%	65	3.30%	114	5.79%	7	0.36%	
Poll-TS	154	12.56%	26	2.12%	71	5.79%	1	0.08%	
VBM	1139	13.43%	248	2.92%	417	4.92%	19	0.22%	
MB	150	12.29%	29	2.38%	68	5.57%	3	0.25%	
Total	1723	13.36%	368	2.85%	670	5.19%	30	0.23%	

Statement of Votes Cast
 Official Results November 8, 2016
 PRESIDENTIAL GENERAL ELECTION
 Butte County, California

Date: 11/23/16
 Time: 08:07:59
 Page: 1871 of 1904

		MEASURE R CITY OF OROVILLE SALES TAX							
		Reg. Voters	Vote For	Times Counted	Total Votes	Times Blank Voted	Times Over Voted	Number Of Under Votes	Yes
Jurisdiction Wide									
1101									
	Poll-OS	1125	1	108	96	12	0	0	52 54.17%
	Poll-TS	1125	1	54	51	3	0	0	21 41.18%
	VBM	1125	1	493	462	31	0	0	208 45.02%
	MB	1125	1	0	0	0	0	0	0 -
	Total	1125	4	655	609	46	0	0	281 46.14%
1102									
	Poll-OS	1353	1	175	161	14	0	0	77 47.83%
	Poll-TS	1353	1	88	83	5	0	0	47 56.63%
	VBM	1353	1	607	588	19	0	0	274 46.60%
	MB	1353	1	0	0	0	0	0	0 -
	Total	1353	4	870	832	38	0	0	398 47.84%
1103									
	Poll-OS	1459	1	166	150	16	0	0	54 36.00%
	Poll-TS	1459	1	124	117	7	0	0	58 49.57%
	VBM	1459	1	684	653	31	0	0	300 45.94%
	MB	1459	1	0	0	0	0	0	0 -
	Total	1459	4	974	920	54	0	0	412 44.78%
1104									
	Poll-OS	1488	1	208	201	7	0	0	77 38.31%
	Poll-TS	1488	1	112	106	6	0	0	49 46.23%
	VBM	1488	1	797	766	31	0	0	318 41.51%
	MB	1488	1	0	0	0	0	0	0 -
	Total	1488	4	1117	1073	44	0	0	444 41.38%
1105									
	Poll-OS	1027	1	130	116	14	0	0	32 27.59%
	Poll-TS	1027	1	69	67	2	0	0	24 35.82%
	VBM	1027	1	540	510	30	0	0	209 40.98%
	MB	1027	1	0	0	0	0	0	0 -
	Total	1027	4	739	693	46	0	0	265 38.24%
1106									
	Poll-OS	1189	1	128	111	17	0	0	47 42.34%
	Poll-TS	1189	1	59	59	0	0	0	24 40.68%
	VBM	1189	1	426	403	23	0	0	186 46.15%
	MB	1189	1	0	0	0	0	0	0 -
	Total	1189	4	613	573	40	0	0	257 44.85%
1801									
	Poll-OS	-	-	-	-	-	-	-	- -
	Poll-TS	-	-	-	-	-	-	-	- -
	VBM	-	-	-	-	-	-	-	- -
	MB	-	-	-	-	-	-	-	- -
	Total	-	-	-	-	-	-	-	- -
1802									
	Poll-OS	-	-	-	-	-	-	-	- -
	Poll-TS	-	-	-	-	-	-	-	- -
	VBM	-	-	-	-	-	-	-	- -
	MB	-	-	-	-	-	-	-	- -
	Total	-	-	-	-	-	-	-	- -
1803									
	Poll-OS	-	-	-	-	-	-	-	- -
	Poll-TS	-	-	-	-	-	-	-	- -
	VBM	-	-	-	-	-	-	-	- -
	MB	-	-	-	-	-	-	-	- -
	Total	-	-	-	-	-	-	-	- -
1804									
	Poll-OS	-	-	-	-	-	-	-	- -
	Poll-TS	-	-	-	-	-	-	-	- -
	VBM	-	-	-	-	-	-	-	- -
	MB	-	-	-	-	-	-	-	- -
	Total	-	-	-	-	-	-	-	- -

Statement of Votes Cast
 Official Results November 8, 2016
 PRESIDENTIAL GENERAL ELECTION
 Butte County, California

Date: 11/23/16
 Time: 08:07:59
 Page: 1872 of 1904

		MEASURE R CITY OF OROVILLE SALES TAX							
	Reg. Voters	Vote For	Times Counted	Total Votes	Times Blank Voted	Times Over Voted	Number Of Under Votes	Yes	
1805									
Poll-OS	-	-	-	-	-	-	-	-	-
Poll-TS	-	-	-	-	-	-	-	-	-
VBM	-	-	-	-	-	-	-	-	-
MB	-	-	-	-	-	-	-	-	-
Total	-	-	-	-	-	-	-	-	-
1806									
Poll-OS	-	-	-	-	-	-	-	-	-
Poll-TS	-	-	-	-	-	-	-	-	-
VBM	-	-	-	-	-	-	-	-	-
MB	-	-	-	-	-	-	-	-	-
Total	-	-	-	-	-	-	-	-	-
1807									
Poll-OS	-	-	-	-	-	-	-	-	-
Poll-TS	-	-	-	-	-	-	-	-	-
VBM	-	-	-	-	-	-	-	-	-
MB	-	-	-	-	-	-	-	-	-
Total	-	-	-	-	-	-	-	-	-
1808									
Poll-OS	-	-	-	-	-	-	-	-	-
Poll-TS	-	-	-	-	-	-	-	-	-
VBM	-	-	-	-	-	-	-	-	-
MB	-	-	-	-	-	-	-	-	-
Total	-	-	-	-	-	-	-	-	-
1809									
Poll-OS	-	-	-	-	-	-	-	-	-
Poll-TS	-	-	-	-	-	-	-	-	-
VBM	-	-	-	-	-	-	-	-	-
MB	-	-	-	-	-	-	-	-	-
Total	-	-	-	-	-	-	-	-	-
1810									
Poll-OS	-	-	-	-	-	-	-	-	-
Poll-TS	-	-	-	-	-	-	-	-	-
VBM	-	-	-	-	-	-	-	-	-
MB	-	-	-	-	-	-	-	-	-
Total	-	-	-	-	-	-	-	-	-
1811									
Poll-OS	-	-	-	-	-	-	-	-	-
Poll-TS	-	-	-	-	-	-	-	-	-
VBM	-	-	-	-	-	-	-	-	-
MB	-	-	-	-	-	-	-	-	-
Total	-	-	-	-	-	-	-	-	-
1812									
Poll-OS	-	-	-	-	-	-	-	-	-
Poll-TS	-	-	-	-	-	-	-	-	-
VBM	-	-	-	-	-	-	-	-	-
MB	-	-	-	-	-	-	-	-	-
Total	-	-	-	-	-	-	-	-	-
1901									
Poll-OS	265	1	3	1	2	0	0	1	100.00%
Poll-TS	265	1	0	0	0	0	0	0	-
VBM	265	1	0	0	0	0	0	0	-
MB	265	1	177	170	7	0	0	65	38.24%
Total	265	4	180	171	9	0	0	66	38.60%
1902									
Poll-OS	12	1	0	0	0	0	0	0	-
Poll-TS	12	1	0	0	0	0	0	0	-
VBM	12	1	0	0	0	0	0	0	-
MB	12	1	9	9	0	0	0	3	33.33%
Total	12	4	9	9	0	0	0	3	33.33%
1903									

Statement of Votes Cast
 Official Results November 8, 2016
 PRESIDENTIAL GENERAL ELECTION
 Butte County, California

Date: 11/23/16
 Time: 08:08:00
 Page: 1873 of 1904

MEASURE R CITY OF OROVILLE SALES TAX									
	Reg. Voters	Vote For	Times Counted	Total Votes	Times Blank Voted	Times Over Voted	Number Of Under Votes	Yes	
Poll-OS	0	1	0	0	0	0	0	0	-
Poll-TS	0	1	0	0	0	0	0	0	-
VBM	0	1	0	0	0	0	0	0	-
MB	0	1	0	0	0	0	0	0	-
Total	0	4	0	0	0	0	0	0	-
1904									
Poll-OS	-	-	-	-	-	-	-	-	-
Poll-TS	-	-	-	-	-	-	-	-	-
VBM	-	-	-	-	-	-	-	-	-
MB	-	-	-	-	-	-	-	-	-
Total	-	-	-	-	-	-	-	-	-
1905									
Poll-OS	-	-	-	-	-	-	-	-	-
Poll-TS	-	-	-	-	-	-	-	-	-
VBM	-	-	-	-	-	-	-	-	-
MB	-	-	-	-	-	-	-	-	-
Total	-	-	-	-	-	-	-	-	-
1906									
Poll-OS	-	-	-	-	-	-	-	-	-
Poll-TS	-	-	-	-	-	-	-	-	-
VBM	-	-	-	-	-	-	-	-	-
MB	-	-	-	-	-	-	-	-	-
Total	-	-	-	-	-	-	-	-	-
1907									
Poll-OS	-	-	-	-	-	-	-	-	-
Poll-TS	-	-	-	-	-	-	-	-	-
VBM	-	-	-	-	-	-	-	-	-
MB	-	-	-	-	-	-	-	-	-
Total	-	-	-	-	-	-	-	-	-
1908									
Poll-OS	-	-	-	-	-	-	-	-	-
Poll-TS	-	-	-	-	-	-	-	-	-
VBM	-	-	-	-	-	-	-	-	-
MB	-	-	-	-	-	-	-	-	-
Total	-	-	-	-	-	-	-	-	-
1909									
Poll-OS	-	-	-	-	-	-	-	-	-
Poll-TS	-	-	-	-	-	-	-	-	-
VBM	-	-	-	-	-	-	-	-	-
MB	-	-	-	-	-	-	-	-	-
Total	-	-	-	-	-	-	-	-	-
1910									
Poll-OS	-	-	-	-	-	-	-	-	-
Poll-TS	-	-	-	-	-	-	-	-	-
VBM	-	-	-	-	-	-	-	-	-
MB	-	-	-	-	-	-	-	-	-
Total	-	-	-	-	-	-	-	-	-
1911									
Poll-OS	-	-	-	-	-	-	-	-	-
Poll-TS	-	-	-	-	-	-	-	-	-
VBM	-	-	-	-	-	-	-	-	-
MB	-	-	-	-	-	-	-	-	-
Total	-	-	-	-	-	-	-	-	-
1912									
Poll-OS	-	-	-	-	-	-	-	-	-
Poll-TS	-	-	-	-	-	-	-	-	-
VBM	-	-	-	-	-	-	-	-	-
MB	-	-	-	-	-	-	-	-	-
Total	-	-	-	-	-	-	-	-	-
1913									
Poll-OS	-	-	-	-	-	-	-	-	-

Statement of Votes Cast
 Official Results November 8, 2016
 PRESIDENTIAL GENERAL ELECTION
 Butte County, California

Date: 11/23/16
 Time: 08:08:00
 Page: 1874 of 1904

MEASURE R CITY OF OROVILLE SALES TAX								
	Reg. Voters	Vote For	Times Counted	Total Votes	Times Blank Voted	Times Over Voted	Number Of Under Votes	Yes
Poll-TS	-	-	-	-	-	-	-	-
VBM	-	-	-	-	-	-	-	-
MB	-	-	-	-	-	-	-	-
Total	-	-	-	-	-	-	-	-
1914								
Poll-OS	-	-	-	-	-	-	-	-
Poll-TS	-	-	-	-	-	-	-	-
VBM	-	-	-	-	-	-	-	-
MB	-	-	-	-	-	-	-	-
Total	-	-	-	-	-	-	-	-
2201								
Poll-OS	-	-	-	-	-	-	-	-
Poll-TS	-	-	-	-	-	-	-	-
VBM	-	-	-	-	-	-	-	-
MB	-	-	-	-	-	-	-	-
Total	-	-	-	-	-	-	-	-
2202								
Poll-OS	-	-	-	-	-	-	-	-
Poll-TS	-	-	-	-	-	-	-	-
VBM	-	-	-	-	-	-	-	-
MB	-	-	-	-	-	-	-	-
Total	-	-	-	-	-	-	-	-
2203								
Poll-OS	-	-	-	-	-	-	-	-
Poll-TS	-	-	-	-	-	-	-	-
VBM	-	-	-	-	-	-	-	-
MB	-	-	-	-	-	-	-	-
Total	-	-	-	-	-	-	-	-
2204								
Poll-OS	-	-	-	-	-	-	-	-
Poll-TS	-	-	-	-	-	-	-	-
VBM	-	-	-	-	-	-	-	-
MB	-	-	-	-	-	-	-	-
Total	-	-	-	-	-	-	-	-
2205								
Poll-OS	-	-	-	-	-	-	-	-
Poll-TS	-	-	-	-	-	-	-	-
VBM	-	-	-	-	-	-	-	-
MB	-	-	-	-	-	-	-	-
Total	-	-	-	-	-	-	-	-
2206								
Poll-OS	-	-	-	-	-	-	-	-
Poll-TS	-	-	-	-	-	-	-	-
VBM	-	-	-	-	-	-	-	-
MB	-	-	-	-	-	-	-	-
Total	-	-	-	-	-	-	-	-
2207								
Poll-OS	-	-	-	-	-	-	-	-
Poll-TS	-	-	-	-	-	-	-	-
VBM	-	-	-	-	-	-	-	-
MB	-	-	-	-	-	-	-	-
Total	-	-	-	-	-	-	-	-
2208								
Poll-OS	-	-	-	-	-	-	-	-
Poll-TS	-	-	-	-	-	-	-	-
VBM	-	-	-	-	-	-	-	-
MB	-	-	-	-	-	-	-	-
Total	-	-	-	-	-	-	-	-
2209								
Poll-OS	-	-	-	-	-	-	-	-
Poll-TS	-	-	-	-	-	-	-	-

Statement of Votes Cast
 Official Results November 8, 2016
 PRESIDENTIAL GENERAL ELECTION
 Butte County, California

Date:11/23/16
 Time:08:08:00
 Page:1875 of 1904

		MEASURE R CITY OF OROVILLE SALES TAX							
		Reg. Voters	Vote For	Times Counted	Total Votes	Times Blank Voted	Times Over Voted	Number Of Under Votes	Yes
VBM		-	-	-	-	-	-	-	-
MB		-	-	-	-	-	-	-	-
Total		-	-	-	-	-	-	-	-
2210									
Poll-OS		-	-	-	-	-	-	-	-
Poll-TS		-	-	-	-	-	-	-	-
VBM		-	-	-	-	-	-	-	-
MB		-	-	-	-	-	-	-	-
Total		-	-	-	-	-	-	-	-
2211									
Poll-OS		-	-	-	-	-	-	-	-
Poll-TS		-	-	-	-	-	-	-	-
VBM		-	-	-	-	-	-	-	-
MB		-	-	-	-	-	-	-	-
Total		-	-	-	-	-	-	-	-
2212									
Poll-OS		-	-	-	-	-	-	-	-
Poll-TS		-	-	-	-	-	-	-	-
VBM		-	-	-	-	-	-	-	-
MB		-	-	-	-	-	-	-	-
Total		-	-	-	-	-	-	-	-
2213									
Poll-OS		-	-	-	-	-	-	-	-
Poll-TS		-	-	-	-	-	-	-	-
VBM		-	-	-	-	-	-	-	-
MB		-	-	-	-	-	-	-	-
Total		-	-	-	-	-	-	-	-
2214									
Poll-OS		-	-	-	-	-	-	-	-
Poll-TS		-	-	-	-	-	-	-	-
VBM		-	-	-	-	-	-	-	-
MB		-	-	-	-	-	-	-	-
Total		-	-	-	-	-	-	-	-
2215									
Poll-OS		-	-	-	-	-	-	-	-
Poll-TS		-	-	-	-	-	-	-	-
VBM		-	-	-	-	-	-	-	-
MB		-	-	-	-	-	-	-	-
Total		-	-	-	-	-	-	-	-
2216									
Poll-OS		-	-	-	-	-	-	-	-
Poll-TS		-	-	-	-	-	-	-	-
VBM		-	-	-	-	-	-	-	-
MB		-	-	-	-	-	-	-	-
Total		-	-	-	-	-	-	-	-
2801									
Poll-OS		-	-	-	-	-	-	-	-
Poll-TS		-	-	-	-	-	-	-	-
VBM		-	-	-	-	-	-	-	-
MB		-	-	-	-	-	-	-	-
Total		-	-	-	-	-	-	-	-
2802									
Poll-OS		-	-	-	-	-	-	-	-
Poll-TS		-	-	-	-	-	-	-	-
VBM		-	-	-	-	-	-	-	-
MB		-	-	-	-	-	-	-	-
Total		-	-	-	-	-	-	-	-
2803									
Poll-OS		-	-	-	-	-	-	-	-
Poll-TS		-	-	-	-	-	-	-	-
VBM		-	-	-	-	-	-	-	-

Statement of Votes Cast
 Official Results November 8, 2016
 PRESIDENTIAL GENERAL ELECTION
 Butte County, California

Date: 11/23/16
 Time: 08:08:00
 Page: 1876 of 1904

		MEASURE R CITY OF OROVILLE SALES TAX							
		Reg. Voters	Vote For	Times Counted	Total Votes	Times Blank Voted	Times Over Voted	Number Of Under Votes	Yes
MB		-	-	-	-	-	-	-	-
Total		-	-	-	-	-	-	-	-
2804		-	-	-	-	-	-	-	-
Poll-OS		-	-	-	-	-	-	-	-
Poll-TS		-	-	-	-	-	-	-	-
VBM		-	-	-	-	-	-	-	-
MB		-	-	-	-	-	-	-	-
Total		-	-	-	-	-	-	-	-
2805		-	-	-	-	-	-	-	-
Poll-OS		-	-	-	-	-	-	-	-
Poll-TS		-	-	-	-	-	-	-	-
VBM		-	-	-	-	-	-	-	-
MB		-	-	-	-	-	-	-	-
Total		-	-	-	-	-	-	-	-
2806		-	-	-	-	-	-	-	-
Poll-OS		-	-	-	-	-	-	-	-
Poll-TS		-	-	-	-	-	-	-	-
VBM		-	-	-	-	-	-	-	-
MB		-	-	-	-	-	-	-	-
Total		-	-	-	-	-	-	-	-
2901		-	-	-	-	-	-	-	-
Poll-OS		-	-	-	-	-	-	-	-
Poll-TS		-	-	-	-	-	-	-	-
VBM		-	-	-	-	-	-	-	-
MB		-	-	-	-	-	-	-	-
Total		-	-	-	-	-	-	-	-
2902		-	-	-	-	-	-	-	-
Poll-OS		-	-	-	-	-	-	-	-
Poll-TS		-	-	-	-	-	-	-	-
VBM		-	-	-	-	-	-	-	-
MB		-	-	-	-	-	-	-	-
Total		-	-	-	-	-	-	-	-
2903		-	-	-	-	-	-	-	-
Poll-OS		-	-	-	-	-	-	-	-
Poll-TS		-	-	-	-	-	-	-	-
VBM		-	-	-	-	-	-	-	-
MB		-	-	-	-	-	-	-	-
Total		-	-	-	-	-	-	-	-
3201		-	-	-	-	-	-	-	-
Poll-OS		-	-	-	-	-	-	-	-
Poll-TS		-	-	-	-	-	-	-	-
VBM		-	-	-	-	-	-	-	-
MB		-	-	-	-	-	-	-	-
Total		-	-	-	-	-	-	-	-
3202		-	-	-	-	-	-	-	-
Poll-OS		-	-	-	-	-	-	-	-
Poll-TS		-	-	-	-	-	-	-	-
VBM		-	-	-	-	-	-	-	-
MB		-	-	-	-	-	-	-	-
Total		-	-	-	-	-	-	-	-
3203		-	-	-	-	-	-	-	-
Poll-OS		-	-	-	-	-	-	-	-
Poll-TS		-	-	-	-	-	-	-	-
VBM		-	-	-	-	-	-	-	-
MB		-	-	-	-	-	-	-	-
Total		-	-	-	-	-	-	-	-
3204		-	-	-	-	-	-	-	-
Poll-OS		-	-	-	-	-	-	-	-
Poll-TS		-	-	-	-	-	-	-	-
VBM		-	-	-	-	-	-	-	-
MB		-	-	-	-	-	-	-	-

Statement of Votes Cast
 Official Results November 8, 2016
 PRESIDENTIAL GENERAL ELECTION
 Butte County, California

Date: 11/23/16
 Time: 08:08:00
 Page: 1877 of 1904

		MEASURE R CITY OF OROVILLE SALES TAX							
		Reg. Voters	Vote For	Times Counted	Total Votes	Times Blank Voted	Times Over Voted	Number Of Under Votes	Yes
Total		-	-	-	-	-	-	-	-
3205	Poll-OS	-	-	-	-	-	-	-	-
	Poll-TS	-	-	-	-	-	-	-	-
	VBM	-	-	-	-	-	-	-	-
	MB	-	-	-	-	-	-	-	-
Total		-	-	-	-	-	-	-	-
3206	Poll-OS	-	-	-	-	-	-	-	-
	Poll-TS	-	-	-	-	-	-	-	-
	VBM	-	-	-	-	-	-	-	-
	MB	-	-	-	-	-	-	-	-
Total		-	-	-	-	-	-	-	-
3207	Poll-OS	-	-	-	-	-	-	-	-
	Poll-TS	-	-	-	-	-	-	-	-
	VBM	-	-	-	-	-	-	-	-
	MB	-	-	-	-	-	-	-	-
Total		-	-	-	-	-	-	-	-
3208	Poll-OS	-	-	-	-	-	-	-	-
	Poll-TS	-	-	-	-	-	-	-	-
	VBM	-	-	-	-	-	-	-	-
	MB	-	-	-	-	-	-	-	-
Total		-	-	-	-	-	-	-	-
3209	Poll-OS	-	-	-	-	-	-	-	-
	Poll-TS	-	-	-	-	-	-	-	-
	VBM	-	-	-	-	-	-	-	-
	MB	-	-	-	-	-	-	-	-
Total		-	-	-	-	-	-	-	-
3210	Poll-OS	-	-	-	-	-	-	-	-
	Poll-TS	-	-	-	-	-	-	-	-
	VBM	-	-	-	-	-	-	-	-
	MB	-	-	-	-	-	-	-	-
Total		-	-	-	-	-	-	-	-
3211	Poll-OS	-	-	-	-	-	-	-	-
	Poll-TS	-	-	-	-	-	-	-	-
	VBM	-	-	-	-	-	-	-	-
	MB	-	-	-	-	-	-	-	-
Total		-	-	-	-	-	-	-	-
3212	Poll-OS	-	-	-	-	-	-	-	-
	Poll-TS	-	-	-	-	-	-	-	-
	VBM	-	-	-	-	-	-	-	-
	MB	-	-	-	-	-	-	-	-
Total		-	-	-	-	-	-	-	-
3213	Poll-OS	-	-	-	-	-	-	-	-
	Poll-TS	-	-	-	-	-	-	-	-
	VBM	-	-	-	-	-	-	-	-
	MB	-	-	-	-	-	-	-	-
Total		-	-	-	-	-	-	-	-
3214	Poll-OS	-	-	-	-	-	-	-	-
	Poll-TS	-	-	-	-	-	-	-	-
	VBM	-	-	-	-	-	-	-	-
	MB	-	-	-	-	-	-	-	-
Total		-	-	-	-	-	-	-	-

Statement of Votes Cast
 Official Results November 8, 2016
 PRESIDENTIAL GENERAL ELECTION
 Butte County, California

Date:11/23/16
 Time:08:08:00
 Page:1878 of 1904

		MEASURE R CITY OF OROVILLE SALES TAX							
		Reg. Voters	Vote For	Times Counted	Total Votes	Times Blank Voted	Times Over Voted	Number Of Under Votes	Yes
3215									
	Poll-OS	-	-	-	-	-	-	-	-
	Poll-TS	-	-	-	-	-	-	-	-
	VBM	-	-	-	-	-	-	-	-
	MB	-	-	-	-	-	-	-	-
	Total	-	-	-	-	-	-	-	-
3216									
	Poll-OS	-	-	-	-	-	-	-	-
	Poll-TS	-	-	-	-	-	-	-	-
	VBM	-	-	-	-	-	-	-	-
	MB	-	-	-	-	-	-	-	-
	Total	-	-	-	-	-	-	-	-
3801									
	Poll-OS	-	-	-	-	-	-	-	-
	Poll-TS	-	-	-	-	-	-	-	-
	VBM	-	-	-	-	-	-	-	-
	MB	-	-	-	-	-	-	-	-
	Total	-	-	-	-	-	-	-	-
3802									
	Poll-OS	-	-	-	-	-	-	-	-
	Poll-TS	-	-	-	-	-	-	-	-
	VBM	-	-	-	-	-	-	-	-
	MB	-	-	-	-	-	-	-	-
	Total	-	-	-	-	-	-	-	-
3901									
	Poll-OS	-	-	-	-	-	-	-	-
	Poll-TS	-	-	-	-	-	-	-	-
	VBM	-	-	-	-	-	-	-	-
	MB	-	-	-	-	-	-	-	-
	Total	-	-	-	-	-	-	-	-
3902									
	Poll-OS	-	-	-	-	-	-	-	-
	Poll-TS	-	-	-	-	-	-	-	-
	VBM	-	-	-	-	-	-	-	-
	MB	-	-	-	-	-	-	-	-
	Total	-	-	-	-	-	-	-	-
3903									
	Poll-OS	-	-	-	-	-	-	-	-
	Poll-TS	-	-	-	-	-	-	-	-
	VBM	-	-	-	-	-	-	-	-
	MB	-	-	-	-	-	-	-	-
	Total	-	-	-	-	-	-	-	-
3904									
	Poll-OS	-	-	-	-	-	-	-	-
	Poll-TS	-	-	-	-	-	-	-	-
	VBM	-	-	-	-	-	-	-	-
	MB	-	-	-	-	-	-	-	-
	Total	-	-	-	-	-	-	-	-
3905									
	Poll-OS	-	-	-	-	-	-	-	-
	Poll-TS	-	-	-	-	-	-	-	-
	VBM	-	-	-	-	-	-	-	-
	MB	-	-	-	-	-	-	-	-
	Total	-	-	-	-	-	-	-	-
3906									
	Poll-OS	-	-	-	-	-	-	-	-
	Poll-TS	-	-	-	-	-	-	-	-
	VBM	-	-	-	-	-	-	-	-
	MB	-	-	-	-	-	-	-	-
	Total	-	-	-	-	-	-	-	-
3907									

Statement of Votes Cast
 Official Results November 8, 2016
 PRESIDENTIAL GENERAL ELECTION
 Butte County, California

Date: 11/23/16
 Time: 08:08:00
 Page: 1879 of 1904

MEASURE R CITY OF OROVILLE SALES TAX								
	Reg. Voters	Vote For	Times Counted	Total Votes	Times Blank Voted	Times Over Voted	Number Of Under Votes	Yes
Poll-OS	-	-	-	-	-	-	-	-
Poll-TS	-	-	-	-	-	-	-	-
VBM	-	-	-	-	-	-	-	-
MB	-	-	-	-	-	-	-	-
Total	-	-	-	-	-	-	-	-
4201								
Poll-OS	-	-	-	-	-	-	-	-
Poll-TS	-	-	-	-	-	-	-	-
VBM	-	-	-	-	-	-	-	-
MB	-	-	-	-	-	-	-	-
Total	-	-	-	-	-	-	-	-
4202								
Poll-OS	-	-	-	-	-	-	-	-
Poll-TS	-	-	-	-	-	-	-	-
VBM	-	-	-	-	-	-	-	-
MB	-	-	-	-	-	-	-	-
Total	-	-	-	-	-	-	-	-
4203								
Poll-OS	-	-	-	-	-	-	-	-
Poll-TS	-	-	-	-	-	-	-	-
VBM	-	-	-	-	-	-	-	-
MB	-	-	-	-	-	-	-	-
Total	-	-	-	-	-	-	-	-
4204								
Poll-OS	-	-	-	-	-	-	-	-
Poll-TS	-	-	-	-	-	-	-	-
VBM	-	-	-	-	-	-	-	-
MB	-	-	-	-	-	-	-	-
Total	-	-	-	-	-	-	-	-
4301								
Poll-OS	-	-	-	-	-	-	-	-
Poll-TS	-	-	-	-	-	-	-	-
VBM	-	-	-	-	-	-	-	-
MB	-	-	-	-	-	-	-	-
Total	-	-	-	-	-	-	-	-
4302								
Poll-OS	-	-	-	-	-	-	-	-
Poll-TS	-	-	-	-	-	-	-	-
VBM	-	-	-	-	-	-	-	-
MB	-	-	-	-	-	-	-	-
Total	-	-	-	-	-	-	-	-
4401								
Poll-OS	-	-	-	-	-	-	-	-
Poll-TS	-	-	-	-	-	-	-	-
VBM	-	-	-	-	-	-	-	-
MB	-	-	-	-	-	-	-	-
Total	-	-	-	-	-	-	-	-
4801								
Poll-OS	-	-	-	-	-	-	-	-
Poll-TS	-	-	-	-	-	-	-	-
VBM	-	-	-	-	-	-	-	-
MB	-	-	-	-	-	-	-	-
Total	-	-	-	-	-	-	-	-
4802								
Poll-OS	-	-	-	-	-	-	-	-
Poll-TS	-	-	-	-	-	-	-	-
VBM	-	-	-	-	-	-	-	-
MB	-	-	-	-	-	-	-	-
Total	-	-	-	-	-	-	-	-
4803								
Poll-OS	-	-	-	-	-	-	-	-

Statement of Votes Cast
 Official Results November 8, 2016
 PRESIDENTIAL GENERAL ELECTION
 Butte County, California

Date: 11/23/16
 Time: 08:08:00
 Page: 1880 of 1904

MEASURE R CITY OF OROVILLE SALES TAX									
	Reg. Voters	Vote For	Times Counted	Total Votes	Times Blank Voted	Times Over Voted	Number Of Under Votes	Yes	
Poll-TS	-	-	-	-	-	-	-	-	-
VBM	-	-	-	-	-	-	-	-	-
MB	-	-	-	-	-	-	-	-	-
Total	-	-	-	-	-	-	-	-	-
4804									
Poll-OS	-	-	-	-	-	-	-	-	-
Poll-TS	-	-	-	-	-	-	-	-	-
VBM	-	-	-	-	-	-	-	-	-
MB	-	-	-	-	-	-	-	-	-
Total	-	-	-	-	-	-	-	-	-
4805									
Poll-OS	-	-	-	-	-	-	-	-	-
Poll-TS	-	-	-	-	-	-	-	-	-
VBM	-	-	-	-	-	-	-	-	-
MB	-	-	-	-	-	-	-	-	-
Total	-	-	-	-	-	-	-	-	-
4806									
Poll-OS	-	-	-	-	-	-	-	-	-
Poll-TS	-	-	-	-	-	-	-	-	-
VBM	-	-	-	-	-	-	-	-	-
MB	-	-	-	-	-	-	-	-	-
Total	-	-	-	-	-	-	-	-	-
4807									
Poll-OS	-	-	-	-	-	-	-	-	-
Poll-TS	-	-	-	-	-	-	-	-	-
VBM	-	-	-	-	-	-	-	-	-
MB	-	-	-	-	-	-	-	-	-
Total	-	-	-	-	-	-	-	-	-
4808									
Poll-OS	-	-	-	-	-	-	-	-	-
Poll-TS	-	-	-	-	-	-	-	-	-
VBM	-	-	-	-	-	-	-	-	-
MB	-	-	-	-	-	-	-	-	-
Total	-	-	-	-	-	-	-	-	-
4901									
Poll-OS	479	1	10	2	8	0	0	2	100.00%
Poll-TS	479	1	0	0	0	0	0	0	-
VBM	479	1	0	0	0	0	0	0	-
MB	479	1	314	302	12	0	0	122	40.40%
Total	479	4	324	304	20	0	0	124	40.79%
4902									
Poll-OS	0	1	0	0	0	0	0	0	-
Poll-TS	0	1	0	0	0	0	0	0	-
VBM	0	1	0	0	0	0	0	0	-
MB	0	1	0	0	0	0	0	0	-
Total	0	4	0	0	0	0	0	0	-
4903									
Poll-OS	0	1	0	0	0	0	0	0	-
Poll-TS	0	1	0	0	0	0	0	0	-
VBM	0	1	0	0	0	0	0	0	-
MB	0	1	0	0	0	0	0	0	-
Total	0	4	0	0	0	0	0	0	-
4904									
Poll-OS	-	-	-	-	-	-	-	-	-
Poll-TS	-	-	-	-	-	-	-	-	-
VBM	-	-	-	-	-	-	-	-	-
MB	-	-	-	-	-	-	-	-	-
Total	-	-	-	-	-	-	-	-	-
4905									
Poll-OS	-	-	-	-	-	-	-	-	-
Poll-TS	-	-	-	-	-	-	-	-	-

Statement of Votes Cast
 Official Results November 8, 2016
 PRESIDENTIAL GENERAL ELECTION
 Butte County, California

Date: 11/23/16
 Time: 08:08:01
 Page: 1881 of 1904

		MEASURE R CITY OF OROVILLE SALES TAX							
		Reg. Voters	Vote For	Times Counted	Total Votes	Times Blank Voted	Times Over Voted	Number Of Under Votes	Yes
VBM		-	-	-	-	-	-	-	-
MB		-	-	-	-	-	-	-	-
Total		-	-	-	-	-	-	-	-
4906		-	-	-	-	-	-	-	-
Poll-OS		-	-	-	-	-	-	-	-
Poll-TS		-	-	-	-	-	-	-	-
VBM		-	-	-	-	-	-	-	-
MB		-	-	-	-	-	-	-	-
Total		-	-	-	-	-	-	-	-
4907		-	-	-	-	-	-	-	-
Poll-OS		-	-	-	-	-	-	-	-
Poll-TS		-	-	-	-	-	-	-	-
VBM		-	-	-	-	-	-	-	-
MB		-	-	-	-	-	-	-	-
Total		-	-	-	-	-	-	-	-
4908		-	-	-	-	-	-	-	-
Poll-OS		-	-	-	-	-	-	-	-
Poll-TS		-	-	-	-	-	-	-	-
VBM		-	-	-	-	-	-	-	-
MB		-	-	-	-	-	-	-	-
Total		-	-	-	-	-	-	-	-
4909		-	-	-	-	-	-	-	-
Poll-OS		-	-	-	-	-	-	-	-
Poll-TS		-	-	-	-	-	-	-	-
VBM		-	-	-	-	-	-	-	-
MB		-	-	-	-	-	-	-	-
Total		-	-	-	-	-	-	-	-
4910		-	-	-	-	-	-	-	-
Poll-OS		-	-	-	-	-	-	-	-
Poll-TS		-	-	-	-	-	-	-	-
VBM		-	-	-	-	-	-	-	-
MB		-	-	-	-	-	-	-	-
Total		-	-	-	-	-	-	-	-
4911		-	-	-	-	-	-	-	-
Poll-OS		-	-	-	-	-	-	-	-
Poll-TS		-	-	-	-	-	-	-	-
VBM		-	-	-	-	-	-	-	-
MB		-	-	-	-	-	-	-	-
Total		-	-	-	-	-	-	-	-
4912		-	-	-	-	-	-	-	-
Poll-OS		-	-	-	-	-	-	-	-
Poll-TS		-	-	-	-	-	-	-	-
VBM		-	-	-	-	-	-	-	-
MB		-	-	-	-	-	-	-	-
Total		-	-	-	-	-	-	-	-
5201		-	-	-	-	-	-	-	-
Poll-OS		-	-	-	-	-	-	-	-
Poll-TS		-	-	-	-	-	-	-	-
VBM		-	-	-	-	-	-	-	-
MB		-	-	-	-	-	-	-	-
Total		-	-	-	-	-	-	-	-
5501		-	-	-	-	-	-	-	-
Poll-OS		-	-	-	-	-	-	-	-
Poll-TS		-	-	-	-	-	-	-	-
VBM		-	-	-	-	-	-	-	-
MB		-	-	-	-	-	-	-	-
Total		-	-	-	-	-	-	-	-
5502		-	-	-	-	-	-	-	-
Poll-OS		-	-	-	-	-	-	-	-
Poll-TS		-	-	-	-	-	-	-	-
VBM		-	-	-	-	-	-	-	-

Statement of Votes Cast
 Official Results November 8, 2016
 PRESIDENTIAL GENERAL ELECTION
 Butte County, California

Date: 11/23/16
 Time: 08:08:01
 Page: 1882 of 1904

		MEASURE R CITY OF OROVILLE SALES TAX							
		Reg. Voters	Vote For	Times Counted	Total Votes	Times Blank Voted	Times Over Voted	Number Of Under Votes	Yes
MB		-	-	-	-	-	-	-	-
Total		-	-	-	-	-	-	-	-
5503		-	-	-	-	-	-	-	-
Poll-OS		-	-	-	-	-	-	-	-
Poll-TS		-	-	-	-	-	-	-	-
VBM		-	-	-	-	-	-	-	-
MB		-	-	-	-	-	-	-	-
Total		-	-	-	-	-	-	-	-
5504		-	-	-	-	-	-	-	-
Poll-OS		-	-	-	-	-	-	-	-
Poll-TS		-	-	-	-	-	-	-	-
VBM		-	-	-	-	-	-	-	-
MB		-	-	-	-	-	-	-	-
Total		-	-	-	-	-	-	-	-
5505		-	-	-	-	-	-	-	-
Poll-OS		-	-	-	-	-	-	-	-
Poll-TS		-	-	-	-	-	-	-	-
VBM		-	-	-	-	-	-	-	-
MB		-	-	-	-	-	-	-	-
Total		-	-	-	-	-	-	-	-
5506		-	-	-	-	-	-	-	-
Poll-OS		-	-	-	-	-	-	-	-
Poll-TS		-	-	-	-	-	-	-	-
VBM		-	-	-	-	-	-	-	-
MB		-	-	-	-	-	-	-	-
Total		-	-	-	-	-	-	-	-
5507		-	-	-	-	-	-	-	-
Poll-OS		-	-	-	-	-	-	-	-
Poll-TS		-	-	-	-	-	-	-	-
VBM		-	-	-	-	-	-	-	-
MB		-	-	-	-	-	-	-	-
Total		-	-	-	-	-	-	-	-
5508		-	-	-	-	-	-	-	-
Poll-OS		-	-	-	-	-	-	-	-
Poll-TS		-	-	-	-	-	-	-	-
VBM		-	-	-	-	-	-	-	-
MB		-	-	-	-	-	-	-	-
Total		-	-	-	-	-	-	-	-
5509		-	-	-	-	-	-	-	-
Poll-OS		-	-	-	-	-	-	-	-
Poll-TS		-	-	-	-	-	-	-	-
VBM		-	-	-	-	-	-	-	-
MB		-	-	-	-	-	-	-	-
Total		-	-	-	-	-	-	-	-
5510		-	-	-	-	-	-	-	-
Poll-OS		-	-	-	-	-	-	-	-
Poll-TS		-	-	-	-	-	-	-	-
VBM		-	-	-	-	-	-	-	-
MB		-	-	-	-	-	-	-	-
Total		-	-	-	-	-	-	-	-
5511		-	-	-	-	-	-	-	-
Poll-OS		-	-	-	-	-	-	-	-
Poll-TS		-	-	-	-	-	-	-	-
VBM		-	-	-	-	-	-	-	-
MB		-	-	-	-	-	-	-	-
Total		-	-	-	-	-	-	-	-
5512		-	-	-	-	-	-	-	-
Poll-OS		-	-	-	-	-	-	-	-
Poll-TS		-	-	-	-	-	-	-	-
VBM		-	-	-	-	-	-	-	-
MB		-	-	-	-	-	-	-	-

Statement of Votes Cast
 Official Results November 8, 2016
 PRESIDENTIAL GENERAL ELECTION
 Butte County, California

Date: 11/23/16
 Time: 08:08:01
 Page: 1883 of 1904

		MEASURE R CITY OF OROVILLE SALES TAX							
		Reg. Voters	Vote For	Times Counted	Total Votes	Times Blank Voted	Times Over Voted	Number Of Under Votes	Yes
Total		-	-	-	-	-	-	-	-
5513									
	Poll-OS	-	-	-	-	-	-	-	-
	Poll-TS	-	-	-	-	-	-	-	-
	VBM	-	-	-	-	-	-	-	-
	MB	-	-	-	-	-	-	-	-
Total		-	-	-	-	-	-	-	-
5801									
	Poll-OS	-	-	-	-	-	-	-	-
	Poll-TS	-	-	-	-	-	-	-	-
	VBM	-	-	-	-	-	-	-	-
	MB	-	-	-	-	-	-	-	-
Total		-	-	-	-	-	-	-	-
5802									
	Poll-OS	-	-	-	-	-	-	-	-
	Poll-TS	-	-	-	-	-	-	-	-
	VBM	-	-	-	-	-	-	-	-
	MB	-	-	-	-	-	-	-	-
Total		-	-	-	-	-	-	-	-
5803									
	Poll-OS	-	-	-	-	-	-	-	-
	Poll-TS	-	-	-	-	-	-	-	-
	VBM	-	-	-	-	-	-	-	-
	MB	-	-	-	-	-	-	-	-
Total		-	-	-	-	-	-	-	-
5804									
	Poll-OS	-	-	-	-	-	-	-	-
	Poll-TS	-	-	-	-	-	-	-	-
	VBM	-	-	-	-	-	-	-	-
	MB	-	-	-	-	-	-	-	-
Total		-	-	-	-	-	-	-	-
5805									
	Poll-OS	-	-	-	-	-	-	-	-
	Poll-TS	-	-	-	-	-	-	-	-
	VBM	-	-	-	-	-	-	-	-
	MB	-	-	-	-	-	-	-	-
Total		-	-	-	-	-	-	-	-
5806									
	Poll-OS	-	-	-	-	-	-	-	-
	Poll-TS	-	-	-	-	-	-	-	-
	VBM	-	-	-	-	-	-	-	-
	MB	-	-	-	-	-	-	-	-
Total		-	-	-	-	-	-	-	-
5901									
	Poll-OS	-	-	-	-	-	-	-	-
	Poll-TS	-	-	-	-	-	-	-	-
	VBM	-	-	-	-	-	-	-	-
	MB	-	-	-	-	-	-	-	-
Total		-	-	-	-	-	-	-	-
5902									
	Poll-OS	-	-	-	-	-	-	-	-
	Poll-TS	-	-	-	-	-	-	-	-
	VBM	-	-	-	-	-	-	-	-
	MB	-	-	-	-	-	-	-	-
Total		-	-	-	-	-	-	-	-
5903									
	Poll-OS	-	-	-	-	-	-	-	-
	Poll-TS	-	-	-	-	-	-	-	-
	VBM	-	-	-	-	-	-	-	-
	MB	-	-	-	-	-	-	-	-
Total		-	-	-	-	-	-	-	-

Statement of Votes Cast
 Official Results November 8, 2016
 PRESIDENTIAL GENERAL ELECTION
 Butte County, California

Date: 11/23/16
 Time: 08:08:01
 Page: 1884 of 1904

MEASURE R CITY OF OROVILLE SALES TAX									
	Reg. Voters	Vote For	Times Counted	Total Votes	Times Blank Voted	Times Over Voted	Number Of Under Votes	Yes	
5904									
Poll-OS	-	-	-	-	-	-	-	-	-
Poll-TS	-	-	-	-	-	-	-	-	-
VBM	-	-	-	-	-	-	-	-	-
MB	-	-	-	-	-	-	-	-	-
Total	-	-	-	-	-	-	-	-	-
5905									
Poll-OS	-	-	-	-	-	-	-	-	-
Poll-TS	-	-	-	-	-	-	-	-	-
VBM	-	-	-	-	-	-	-	-	-
MB	-	-	-	-	-	-	-	-	-
Total	-	-	-	-	-	-	-	-	-
5906									
Poll-OS	-	-	-	-	-	-	-	-	-
Poll-TS	-	-	-	-	-	-	-	-	-
VBM	-	-	-	-	-	-	-	-	-
MB	-	-	-	-	-	-	-	-	-
Total	-	-	-	-	-	-	-	-	-
5907									
Poll-OS	-	-	-	-	-	-	-	-	-
Poll-TS	-	-	-	-	-	-	-	-	-
VBM	-	-	-	-	-	-	-	-	-
MB	-	-	-	-	-	-	-	-	-
Total	-	-	-	-	-	-	-	-	-
5908									
Poll-OS	-	-	-	-	-	-	-	-	-
Poll-TS	-	-	-	-	-	-	-	-	-
VBM	-	-	-	-	-	-	-	-	-
MB	-	-	-	-	-	-	-	-	-
Total	-	-	-	-	-	-	-	-	-
5909									
Poll-OS	-	-	-	-	-	-	-	-	-
Poll-TS	-	-	-	-	-	-	-	-	-
VBM	-	-	-	-	-	-	-	-	-
MB	-	-	-	-	-	-	-	-	-
Total	-	-	-	-	-	-	-	-	-
5910									
Poll-OS	-	-	-	-	-	-	-	-	-
Poll-TS	-	-	-	-	-	-	-	-	-
VBM	-	-	-	-	-	-	-	-	-
MB	-	-	-	-	-	-	-	-	-
Total	-	-	-	-	-	-	-	-	-
5911									
Poll-OS	-	-	-	-	-	-	-	-	-
Poll-TS	-	-	-	-	-	-	-	-	-
VBM	-	-	-	-	-	-	-	-	-
MB	-	-	-	-	-	-	-	-	-
Total	-	-	-	-	-	-	-	-	-
5912									
Poll-OS	-	-	-	-	-	-	-	-	-
Poll-TS	-	-	-	-	-	-	-	-	-
VBM	-	-	-	-	-	-	-	-	-
MB	-	-	-	-	-	-	-	-	-
Total	-	-	-	-	-	-	-	-	-
Total									
Poll-OS	8397	12	928	838	90	0	0	342	40.81%
Poll-TS	8397	12	506	483	23	0	0	223	46.17%
VBM	8397	12	3547	3382	165	0	0	1495	44.20%
MB	8397	12	500	481	19	0	0	190	39.50%
Total	8397	48	5481	5184	297	0	0	2250	43.40%

Statement of Votes Cast
 Official Results November 8, 2016
 PRESIDENTIAL GENERAL ELECTION
 Butte County, California

Date: 11/23/16
 Time: 08:08:01
 Page: 1885 of 1904

		MEASURE R CITY OF OROVILLE SALES TAX							
		Reg. Voters	Vote For	Times Counted	Total Votes	Times Blank Voted	Times Over Voted	Number Of Under Votes	Yes
County									
County of Butte									
	Poll-OS	8397	12	928	838	90	0	0	342 40.81%
	Poll-TS	8397	12	506	483	23	0	0	223 46.17%
	VBM	8397	12	3547	3382	165	0	0	1495 44.20%
	MB	8397	12	500	481	19	0	0	190 39.50%
	Total	8397	48	5481	5184	297	0	0	2250 43.40%
Total									
	Poll-OS	8397	12	928	838	90	0	0	342 40.81%
	Poll-TS	8397	12	506	483	23	0	0	223 46.17%
	VBM	8397	12	3547	3382	165	0	0	1495 44.20%
	MB	8397	12	500	481	19	0	0	190 39.50%
	Total	8397	48	5481	5184	297	0	0	2250 43.40%
Congressional District									
1st Congressional District									
	Poll-OS	8397	12	928	838	90	0	0	342 40.81%
	Poll-TS	8397	12	506	483	23	0	0	223 46.17%
	VBM	8397	12	3547	3382	165	0	0	1495 44.20%
	MB	8397	12	500	481	19	0	0	190 39.50%
	Total	8397	48	5481	5184	297	0	0	2250 43.40%
Total									
	Poll-OS	8397	12	928	838	90	0	0	342 40.81%
	Poll-TS	8397	12	506	483	23	0	0	223 46.17%
	VBM	8397	12	3547	3382	165	0	0	1495 44.20%
	MB	8397	12	500	481	19	0	0	190 39.50%
	Total	8397	48	5481	5184	297	0	0	2250 43.40%
Senate District									
4th Senate District									
	Poll-OS	8397	12	928	838	90	0	0	342 40.81%
	Poll-TS	8397	12	506	483	23	0	0	223 46.17%
	VBM	8397	12	3547	3382	165	0	0	1495 44.20%
	MB	8397	12	500	481	19	0	0	190 39.50%
	Total	8397	48	5481	5184	297	0	0	2250 43.40%
Total									
	Poll-OS	8397	12	928	838	90	0	0	342 40.81%
	Poll-TS	8397	12	506	483	23	0	0	223 46.17%
	VBM	8397	12	3547	3382	165	0	0	1495 44.20%
	MB	8397	12	500	481	19	0	0	190 39.50%
	Total	8397	48	5481	5184	297	0	0	2250 43.40%
Assembly District									
1st Assembly District									
	Poll-OS	0	0	0	0	0	0	0	0 -
	Poll-TS	0	0	0	0	0	0	0	0 -
	VBM	0	0	0	0	0	0	0	0 -
	MB	0	0	0	0	0	0	0	0 -
	Total	0	0	0	0	0	0	0	0 -
3rd Assembly District									
	Poll-OS	8397	12	928	838	90	0	0	342 40.81%
	Poll-TS	8397	12	506	483	23	0	0	223 46.17%
	VBM	8397	12	3547	3382	165	0	0	1495 44.20%
	MB	8397	12	500	481	19	0	0	190 39.50%
	Total	8397	48	5481	5184	297	0	0	2250 43.40%
Total									
	Poll-OS	8397	12	928	838	90	0	0	342 40.81%
	Poll-TS	8397	12	506	483	23	0	0	223 46.17%
	VBM	8397	12	3547	3382	165	0	0	1495 44.20%
	MB	8397	12	500	481	19	0	0	190 39.50%
	Total	8397	48	5481	5184	297	0	0	2250 43.40%

Statement of Votes Cast
 Official Results November 8, 2016
 PRESIDENTIAL GENERAL ELECTION
 Butte County, California

Date: 11/23/16
 Time: 08:08:01
 Page: 1886 of 1904

		MEASURE R CITY OF OROVILLE SALES TAX							
		Reg. Voters	Vote For	Times Counted	Total Votes	Times Blank Voted	Times Over Voted	Number Of Under Votes	Yes
County Supervisor District									
1st Supervisor District									
	Poll-OS	7918	9	918	836	82	0	0	340 40.67%
	Poll-TS	7918	9	506	483	23	0	0	223 46.17%
	VBM	7918	9	3547	3382	165	0	0	1495 44.20%
	MB	7918	9	186	179	7	0	0	68 37.99%
	Total	7918	36	5157	4880	277	0	0	2126 43.57%
2nd Supervisor District									
	Poll-OS	0	0	0	0	0	0	0	-
	Poll-TS	0	0	0	0	0	0	0	-
	VBM	0	0	0	0	0	0	0	-
	MB	0	0	0	0	0	0	0	-
	Total	0	0	0	0	0	0	0	-
3rd Supervisor District									
	Poll-OS	0	0	0	0	0	0	0	-
	Poll-TS	0	0	0	0	0	0	0	-
	VBM	0	0	0	0	0	0	0	-
	MB	0	0	0	0	0	0	0	-
	Total	0	0	0	0	0	0	0	-
4th Supervisor District									
	Poll-OS	479	3	10	2	8	0	0	2 100.00%
	Poll-TS	479	3	0	0	0	0	0	-
	VBM	479	3	0	0	0	0	0	-
	MB	479	3	314	302	12	0	0	122 40.40%
	Total	479	12	324	304	20	0	0	124 40.79%
5th Supervisor District									
	Poll-OS	0	0	0	0	0	0	0	-
	Poll-TS	0	0	0	0	0	0	0	-
	VBM	0	0	0	0	0	0	0	-
	MB	0	0	0	0	0	0	0	-
	Total	0	0	0	0	0	0	0	-
Total									
	Poll-OS	8397	12	928	838	90	0	0	342 40.81%
	Poll-TS	8397	12	506	483	23	0	0	223 46.17%
	VBM	8397	12	3547	3382	165	0	0	1495 44.20%
	MB	8397	12	500	481	19	0	0	190 39.50%
	Total	8397	48	5481	5184	297	0	0	2250 43.40%
City									
City of Biggs									
	Poll-OS	0	0	0	0	0	0	0	-
	Poll-TS	0	0	0	0	0	0	0	-
	VBM	0	0	0	0	0	0	0	-
	MB	0	0	0	0	0	0	0	-
	Total	0	0	0	0	0	0	0	-
City of Chico									
	Poll-OS	0	0	0	0	0	0	0	-
	Poll-TS	0	0	0	0	0	0	0	-
	VBM	0	0	0	0	0	0	0	-
	MB	0	0	0	0	0	0	0	-
	Total	0	0	0	0	0	0	0	-
City of Gridley									
	Poll-OS	0	0	0	0	0	0	0	-
	Poll-TS	0	0	0	0	0	0	0	-
	VBM	0	0	0	0	0	0	0	-
	MB	0	0	0	0	0	0	0	-
	Total	0	0	0	0	0	0	0	-
City of Oroville									
	Poll-OS	8397	12	928	838	90	0	0	342 40.81%
	Poll-TS	8397	12	506	483	23	0	0	223 46.17%

Statement of Votes Cast
 Official Results November 8, 2016
 PRESIDENTIAL GENERAL ELECTION
 Butte County, California

Date: 11/23/16
 Time: 08:08:01
 Page: 1887 of 1904

MEASURE R CITY OF OROVILLE SALES TAX										
	Reg. Voters	Vote For	Times Counted	Total Votes	Times Blank Voted	Times Over Voted	Number Of Under Votes	Yes		
VBM	8397	12	3547	3382	165	0	0	1495	44.20%	
MB	8397	12	500	481	19	0	0	190	39.50%	
Total	8397	48	5481	5184	297	0	0	2250	43.40%	
Town of Paradise										
Poll-OS	0	0	0	0	0	0	0	0	-	
Poll-TS	0	0	0	0	0	0	0	0	-	
VBM	0	0	0	0	0	0	0	0	-	
MB	0	0	0	0	0	0	0	0	-	
Total	0	0	0	0	0	0	0	0	-	
No Matching District										
Poll-OS	0	0	0	0	0	0	0	0	-	
Poll-TS	0	0	0	0	0	0	0	0	-	
VBM	0	0	0	0	0	0	0	0	-	
MB	0	0	0	0	0	0	0	0	-	
Total	0	0	0	0	0	0	0	0	-	
Total	8397	12	928	838	90	0	0	342	40.81%	
Poll-OS	8397	12	506	483	23	0	0	223	46.17%	
VBM	8397	12	3547	3382	165	0	0	1495	44.20%	
MB	8397	12	500	481	19	0	0	190	39.50%	
Total	8397	48	5481	5184	297	0	0	2250	43.40%	
State Board of Equalization District										
1st District Board Equalization										
Poll-OS	8397	12	928	838	90	0	0	342	40.81%	
Poll-TS	8397	12	506	483	23	0	0	223	46.17%	
VBM	8397	12	3547	3382	165	0	0	1495	44.20%	
MB	8397	12	500	481	19	0	0	190	39.50%	
Total	8397	48	5481	5184	297	0	0	2250	43.40%	
Total	8397	12	928	838	90	0	0	342	40.81%	
Poll-OS	8397	12	506	483	23	0	0	223	46.17%	
VBM	8397	12	3547	3382	165	0	0	1495	44.20%	
MB	8397	12	500	481	19	0	0	190	39.50%	
Total	8397	48	5481	5184	297	0	0	2250	43.40%	
Unincorporated Area										
Unincorporated Area										
Poll-OS	0	0	0	0	0	0	0	0	-	
Poll-TS	0	0	0	0	0	0	0	0	-	
VBM	0	0	0	0	0	0	0	0	-	
MB	0	0	0	0	0	0	0	0	-	
Total	0	0	0	0	0	0	0	0	-	
No Matching District										
Poll-OS	8397	12	928	838	90	0	0	342	40.81%	
Poll-TS	8397	12	506	483	23	0	0	223	46.17%	
VBM	8397	12	3547	3382	165	0	0	1495	44.20%	
MB	8397	12	500	481	19	0	0	190	39.50%	
Total	8397	48	5481	5184	297	0	0	2250	43.40%	
Total	8397	12	928	838	90	0	0	342	40.81%	
Poll-OS	8397	12	506	483	23	0	0	223	46.17%	
VBM	8397	12	3547	3382	165	0	0	1495	44.20%	
MB	8397	12	500	481	19	0	0	190	39.50%	
Total	8397	48	5481	5184	297	0	0	2250	43.40%	

Statement of Votes Cast
 Official Results November 8, 2016
 PRESIDENTIAL GENERAL ELECTION
 Butte County, California

Date: 11/23/16
 Time: 08:08:02
 Page: 1888 of 1904

	MEASURE R CITY OF OROVILLE SALES TAX	
	No	
Jurisdiction Wide		
1101		
Poll-OS	44	45.83%
Poll-TS	30	58.82%
VBM	254	54.98%
MB	0	-
Total	328	53.86%
1102		
Poll-OS	84	52.17%
Poll-TS	36	43.37%
VBM	314	53.40%
MB	0	-
Total	434	52.16%
1103		
Poll-OS	96	64.00%
Poll-TS	59	50.43%
VBM	353	54.06%
MB	0	-
Total	508	55.22%
1104		
Poll-OS	124	61.69%
Poll-TS	57	53.77%
VBM	448	58.49%
MB	0	-
Total	629	58.62%
1105		
Poll-OS	84	72.41%
Poll-TS	43	64.18%
VBM	301	59.02%
MB	0	-
Total	428	61.76%
1106		
Poll-OS	64	57.66%
Poll-TS	35	59.32%
VBM	217	53.85%
MB	0	-
Total	316	55.15%
1801		
Poll-OS	-	-
Poll-TS	-	-
VBM	-	-
MB	-	-
Total	-	-
1802		
Poll-OS	-	-
Poll-TS	-	-
VBM	-	-
MB	-	-
Total	-	-
1803		
Poll-OS	-	-
Poll-TS	-	-
VBM	-	-
MB	-	-
Total	-	-
1804		
Poll-OS	-	-
Poll-TS	-	-
VBM	-	-
MB	-	-
Total	-	-

Statement of Votes Cast
 Official Results November 8, 2016
 PRESIDENTIAL GENERAL ELECTION
 Butte County, California

Date:11/23/16
 Time:08:08:02
 Page:1889 of 1904

	MEASURE R CITY OF OROVILLE SALES TAX	
	No	
1805		
Poll-OS	-	-
Poll-TS	-	-
VBM	-	-
MB	-	-
Total	-	-
1806		
Poll-OS	-	-
Poll-TS	-	-
VBM	-	-
MB	-	-
Total	-	-
1807		
Poll-OS	-	-
Poll-TS	-	-
VBM	-	-
MB	-	-
Total	-	-
1808		
Poll-OS	-	-
Poll-TS	-	-
VBM	-	-
MB	-	-
Total	-	-
1809		
Poll-OS	-	-
Poll-TS	-	-
VBM	-	-
MB	-	-
Total	-	-
1810		
Poll-OS	-	-
Poll-TS	-	-
VBM	-	-
MB	-	-
Total	-	-
1811		
Poll-OS	-	-
Poll-TS	-	-
VBM	-	-
MB	-	-
Total	-	-
1812		
Poll-OS	-	-
Poll-TS	-	-
VBM	-	-
MB	-	-
Total	-	-
1901		
Poll-OS	0	0.00%
Poll-TS	0	-
VBM	0	-
MB	105	61.76%
Total	105	61.40%
1902		
Poll-OS	0	-
Poll-TS	0	-
VBM	0	-
MB	6	66.67%
Total	6	66.67%
1903		

Statement of Votes Cast
 Official Results November 8, 2016
 PRESIDENTIAL GENERAL ELECTION
 Butte County, California

Date: 11/23/16
 Time: 08:08:02
 Page: 1890 of 1904

	MEASURE R CITY OF OROVILLE SALES TAX
	No
Poll-OS	0
Poll-TS	0
VBM	0
MB	0
Total	0
1904	
Poll-OS	-
Poll-TS	-
VBM	-
MB	-
Total	-
1905	
Poll-OS	-
Poll-TS	-
VBM	-
MB	-
Total	-
1906	
Poll-OS	-
Poll-TS	-
VBM	-
MB	-
Total	-
1907	
Poll-OS	-
Poll-TS	-
VBM	-
MB	-
Total	-
1908	
Poll-OS	-
Poll-TS	-
VBM	-
MB	-
Total	-
1909	
Poll-OS	-
Poll-TS	-
VBM	-
MB	-
Total	-
1910	
Poll-OS	-
Poll-TS	-
VBM	-
MB	-
Total	-
1911	
Poll-OS	-
Poll-TS	-
VBM	-
MB	-
Total	-
1912	
Poll-OS	-
Poll-TS	-
VBM	-
MB	-
Total	-
1913	
Poll-OS	-

Statement of Votes Cast
 Official Results November 8, 2016
 PRESIDENTIAL GENERAL ELECTION
 Butte County, California

Date: 11/23/16
 Time: 08:08:02
 Page: 1891 of 1904

	MEASURE R CITY OF OROVILLE SALES TAX
	No
Poll-TS	-
VBM	-
MB	-
Total	-
1914	
Poll-OS	-
Poll-TS	-
VBM	-
MB	-
Total	-
2201	
Poll-OS	-
Poll-TS	-
VBM	-
MB	-
Total	-
2202	
Poll-OS	-
Poll-TS	-
VBM	-
MB	-
Total	-
2203	
Poll-OS	-
Poll-TS	-
VBM	-
MB	-
Total	-
2204	
Poll-OS	-
Poll-TS	-
VBM	-
MB	-
Total	-
2205	
Poll-OS	-
Poll-TS	-
VBM	-
MB	-
Total	-
2206	
Poll-OS	-
Poll-TS	-
VBM	-
MB	-
Total	-
2207	
Poll-OS	-
Poll-TS	-
VBM	-
MB	-
Total	-
2208	
Poll-OS	-
Poll-TS	-
VBM	-
MB	-
Total	-
2209	
Poll-OS	-
Poll-TS	-

Statement of Votes Cast
 Official Results November 8, 2016
 PRESIDENTIAL GENERAL ELECTION
 Butte County, California

Date: 11/23/16
 Time: 08:08:02
 Page: 1892 of 1904

	MEASURE R CITY OF OROVILLE SALES TAX
	No
VBM	-
MB	-
Total	-
2210	
Poll-OS	-
Poll-TS	-
VBM	-
MB	-
Total	-
2211	
Poll-OS	-
Poll-TS	-
VBM	-
MB	-
Total	-
2212	
Poll-OS	-
Poll-TS	-
VBM	-
MB	-
Total	-
2213	
Poll-OS	-
Poll-TS	-
VBM	-
MB	-
Total	-
2214	
Poll-OS	-
Poll-TS	-
VBM	-
MB	-
Total	-
2215	
Poll-OS	-
Poll-TS	-
VBM	-
MB	-
Total	-
2216	
Poll-OS	-
Poll-TS	-
VBM	-
MB	-
Total	-
2801	
Poll-OS	-
Poll-TS	-
VBM	-
MB	-
Total	-
2802	
Poll-OS	-
Poll-TS	-
VBM	-
MB	-
Total	-
2803	
Poll-OS	-
Poll-TS	-
VBM	-

Statement of Votes Cast
 Official Results November 8, 2016
 PRESIDENTIAL GENERAL ELECTION
 Butte County, California

Date: 11/23/16
 Time: 08:08:02
 Page: 1893 of 1904

	MEASURE R CITY OF OROVILLE SALES TAX
	No
MB	-
Total	-
2804	
Poll-OS	-
Poll-TS	-
VBM	-
MB	-
Total	-
2805	
Poll-OS	-
Poll-TS	-
VBM	-
MB	-
Total	-
2806	
Poll-OS	-
Poll-TS	-
VBM	-
MB	-
Total	-
2901	
Poll-OS	-
Poll-TS	-
VBM	-
MB	-
Total	-
2902	
Poll-OS	-
Poll-TS	-
VBM	-
MB	-
Total	-
2903	
Poll-OS	-
Poll-TS	-
VBM	-
MB	-
Total	-
3201	
Poll-OS	-
Poll-TS	-
VBM	-
MB	-
Total	-
3202	
Poll-OS	-
Poll-TS	-
VBM	-
MB	-
Total	-
3203	
Poll-OS	-
Poll-TS	-
VBM	-
MB	-
Total	-
3204	
Poll-OS	-
Poll-TS	-
VBM	-
MB	-

Statement of Votes Cast
 Official Results November 8, 2016
 PRESIDENTIAL GENERAL ELECTION
 Butte County, California

Date: 11/23/16
 Time: 08:08:02
 Page: 1894 of 1904

	MEASURE R CITY OF OROVILLE SALES TAX
	No
Total	-
3205	
Poll-OS	-
Poll-TS	-
VBM	-
MB	-
Total	-
3206	
Poll-OS	-
Poll-TS	-
VBM	-
MB	-
Total	-
3207	
Poll-OS	-
Poll-TS	-
VBM	-
MB	-
Total	-
3208	
Poll-OS	-
Poll-TS	-
VBM	-
MB	-
Total	-
3209	
Poll-OS	-
Poll-TS	-
VBM	-
MB	-
Total	-
3210	
Poll-OS	-
Poll-TS	-
VBM	-
MB	-
Total	-
3211	
Poll-OS	-
Poll-TS	-
VBM	-
MB	-
Total	-
3212	
Poll-OS	-
Poll-TS	-
VBM	-
MB	-
Total	-
3213	
Poll-OS	-
Poll-TS	-
VBM	-
MB	-
Total	-
3214	
Poll-OS	-
Poll-TS	-
VBM	-
MB	-
Total	-

Statement of Votes Cast
 Official Results November 8, 2016
 PRESIDENTIAL GENERAL ELECTION
 Butte County, California

Date:11/23/16
 Time:08:08:02
 Page:1895 of 1904

	MEASURE R CITY OF OROVILLE SALES TAX
	No
3215	
Poll-OS	-
Poll-TS	-
VBM	-
MB	-
Total	-
3216	
Poll-OS	-
Poll-TS	-
VBM	-
MB	-
Total	-
3801	
Poll-OS	-
Poll-TS	-
VBM	-
MB	-
Total	-
3802	
Poll-OS	-
Poll-TS	-
VBM	-
MB	-
Total	-
3901	
Poll-OS	-
Poll-TS	-
VBM	-
MB	-
Total	-
3902	
Poll-OS	-
Poll-TS	-
VBM	-
MB	-
Total	-
3903	
Poll-OS	-
Poll-TS	-
VBM	-
MB	-
Total	-
3904	
Poll-OS	-
Poll-TS	-
VBM	-
MB	-
Total	-
3905	
Poll-OS	-
Poll-TS	-
VBM	-
MB	-
Total	-
3906	
Poll-OS	-
Poll-TS	-
VBM	-
MB	-
Total	-
3907	

Statement of Votes Cast
 Official Results November 8, 2016
 PRESIDENTIAL GENERAL ELECTION
 Butte County, California

Date: 11/23/16
 Time: 08:08:02
 Page: 1896 of 1904

	MEASURE R CITY OF OROVILLE SALES TAX
	No
Poll-OS	-
Poll-TS	-
VBM	-
MB	-
Total	-
4201	
Poll-OS	-
Poll-TS	-
VBM	-
MB	-
Total	-
4202	
Poll-OS	-
Poll-TS	-
VBM	-
MB	-
Total	-
4203	
Poll-OS	-
Poll-TS	-
VBM	-
MB	-
Total	-
4204	
Poll-OS	-
Poll-TS	-
VBM	-
MB	-
Total	-
4301	
Poll-OS	-
Poll-TS	-
VBM	-
MB	-
Total	-
4302	
Poll-OS	-
Poll-TS	-
VBM	-
MB	-
Total	-
4401	
Poll-OS	-
Poll-TS	-
VBM	-
MB	-
Total	-
4801	
Poll-OS	-
Poll-TS	-
VBM	-
MB	-
Total	-
4802	
Poll-OS	-
Poll-TS	-
VBM	-
MB	-
Total	-
4803	
Poll-OS	-

Statement of Votes Cast
 Official Results November 8, 2016
 PRESIDENTIAL GENERAL ELECTION
 Butte County, California

Date:11/23/16
 Time:08:08:02
 Page:1897 of 1904

	MEASURE R CITY OF OROVILLE SALES TAX	
	No	
Poll-TS	-	-
VBM	-	-
MB	-	-
Total	-	-
4804		
Poll-OS	-	-
Poll-TS	-	-
VBM	-	-
MB	-	-
Total	-	-
4805		
Poll-OS	-	-
Poll-TS	-	-
VBM	-	-
MB	-	-
Total	-	-
4806		
Poll-OS	-	-
Poll-TS	-	-
VBM	-	-
MB	-	-
Total	-	-
4807		
Poll-OS	-	-
Poll-TS	-	-
VBM	-	-
MB	-	-
Total	-	-
4808		
Poll-OS	-	-
Poll-TS	-	-
VBM	-	-
MB	-	-
Total	-	-
4901		
Poll-OS	0	0.00%
Poll-TS	0	-
VBM	0	-
MB	180	59.60%
Total	180	59.21%
4902		
Poll-OS	0	-
Poll-TS	0	-
VBM	0	-
MB	0	-
Total	0	-
4903		
Poll-OS	0	-
Poll-TS	0	-
VBM	0	-
MB	0	-
Total	0	-
4904		
Poll-OS	-	-
Poll-TS	-	-
VBM	-	-
MB	-	-
Total	-	-
4905		
Poll-OS	-	-
Poll-TS	-	-

Statement of Votes Cast
 Official Results November 8, 2016
 PRESIDENTIAL GENERAL ELECTION
 Butte County, California

Date: 11/23/16
 Time: 08:08:02
 Page: 1898 of 1904

	MEASURE R CITY OF OROVILLE SALES TAX
	No
VBM	-
MB	-
Total	-
4906	
Poll-OS	-
Poll-TS	-
VBM	-
MB	-
Total	-
4907	
Poll-OS	-
Poll-TS	-
VBM	-
MB	-
Total	-
4908	
Poll-OS	-
Poll-TS	-
VBM	-
MB	-
Total	-
4909	
Poll-OS	-
Poll-TS	-
VBM	-
MB	-
Total	-
4910	
Poll-OS	-
Poll-TS	-
VBM	-
MB	-
Total	-
4911	
Poll-OS	-
Poll-TS	-
VBM	-
MB	-
Total	-
4912	
Poll-OS	-
Poll-TS	-
VBM	-
MB	-
Total	-
5201	
Poll-OS	-
Poll-TS	-
VBM	-
MB	-
Total	-
5501	
Poll-OS	-
Poll-TS	-
VBM	-
MB	-
Total	-
5502	
Poll-OS	-
Poll-TS	-
VBM	-

Statement of Votes Cast
 Official Results November 8, 2016
 PRESIDENTIAL GENERAL ELECTION
 Butte County, California

Date: 11/23/16
 Time: 08:08:02
 Page: 1899 of 1904

	MEASURE R CITY OF OROVILLE SALES TAX
	No
MB	-
Total	-
5503	
Poll-OS	-
Poll-TS	-
VBM	-
MB	-
Total	-
5504	
Poll-OS	-
Poll-TS	-
VBM	-
MB	-
Total	-
5505	
Poll-OS	-
Poll-TS	-
VBM	-
MB	-
Total	-
5506	
Poll-OS	-
Poll-TS	-
VBM	-
MB	-
Total	-
5507	
Poll-OS	-
Poll-TS	-
VBM	-
MB	-
Total	-
5508	
Poll-OS	-
Poll-TS	-
VBM	-
MB	-
Total	-
5509	
Poll-OS	-
Poll-TS	-
VBM	-
MB	-
Total	-
5510	
Poll-OS	-
Poll-TS	-
VBM	-
MB	-
Total	-
5511	
Poll-OS	-
Poll-TS	-
VBM	-
MB	-
Total	-
5512	
Poll-OS	-
Poll-TS	-
VBM	-
MB	-

Statement of Votes Cast
 Official Results November 8, 2016
 PRESIDENTIAL GENERAL ELECTION
 Butte County, California

Date: 11/23/16
 Time: 08:08:02
 Page: 1900 of 1904

	MEASURE R CITY OF OROVILLE SALES TAX
	No
Total	-
5513	
Poll-OS	-
Poll-TS	-
VBM	-
MB	-
Total	-
5801	
Poll-OS	-
Poll-TS	-
VBM	-
MB	-
Total	-
5802	
Poll-OS	-
Poll-TS	-
VBM	-
MB	-
Total	-
5803	
Poll-OS	-
Poll-TS	-
VBM	-
MB	-
Total	-
5804	
Poll-OS	-
Poll-TS	-
VBM	-
MB	-
Total	-
5805	
Poll-OS	-
Poll-TS	-
VBM	-
MB	-
Total	-
5806	
Poll-OS	-
Poll-TS	-
VBM	-
MB	-
Total	-
5901	
Poll-OS	-
Poll-TS	-
VBM	-
MB	-
Total	-
5902	
Poll-OS	-
Poll-TS	-
VBM	-
MB	-
Total	-
5903	
Poll-OS	-
Poll-TS	-
VBM	-
MB	-
Total	-

Statement of Votes Cast
 Official Results November 8, 2016
 PRESIDENTIAL GENERAL ELECTION
 Butte County, California

Date:11/23/16
 Time:08:08:02
 Page:1901 of 1904

	MEASURE R CITY OF OROVILLE SALES TAX	
	No	
5904		
Poll-OS	-	-
Poll-TS	-	-
VBM	-	-
MB	-	-
Total	-	-
5905		
Poll-OS	-	-
Poll-TS	-	-
VBM	-	-
MB	-	-
Total	-	-
5906		
Poll-OS	-	-
Poll-TS	-	-
VBM	-	-
MB	-	-
Total	-	-
5907		
Poll-OS	-	-
Poll-TS	-	-
VBM	-	-
MB	-	-
Total	-	-
5908		
Poll-OS	-	-
Poll-TS	-	-
VBM	-	-
MB	-	-
Total	-	-
5909		
Poll-OS	-	-
Poll-TS	-	-
VBM	-	-
MB	-	-
Total	-	-
5910		
Poll-OS	-	-
Poll-TS	-	-
VBM	-	-
MB	-	-
Total	-	-
5911		
Poll-OS	-	-
Poll-TS	-	-
VBM	-	-
MB	-	-
Total	-	-
5912		
Poll-OS	-	-
Poll-TS	-	-
VBM	-	-
MB	-	-
Total	-	-
Total		
Poll-OS	496	59.19%
Poll-TS	260	53.83%
VBM	1887	55.80%
MB	291	60.50%
Total	2934	56.60%

Statement of Votes Cast
 Official Results November 8, 2016
 PRESIDENTIAL GENERAL ELECTION
 Butte County, California

Date:11/23/16
 Time:08:08:02
 Page:1902 of 1904

	MEASURE R CITY OF OROVILLE SALES TAX	
	No	
County		
County of Butte		
Poll-OS	496	59.19%
Poll-TS	260	53.83%
VBM	1887	55.80%
MB	291	60.50%
Total	2934	56.60%
Total		
Poll-OS	496	59.19%
Poll-TS	260	53.83%
VBM	1887	55.80%
MB	291	60.50%
Total	2934	56.60%
Congressional District		
1st Congressional District		
Poll-OS	496	59.19%
Poll-TS	260	53.83%
VBM	1887	55.80%
MB	291	60.50%
Total	2934	56.60%
Total		
Poll-OS	496	59.19%
Poll-TS	260	53.83%
VBM	1887	55.80%
MB	291	60.50%
Total	2934	56.60%
Senate District		
4th Senate District		
Poll-OS	496	59.19%
Poll-TS	260	53.83%
VBM	1887	55.80%
MB	291	60.50%
Total	2934	56.60%
Total		
Poll-OS	496	59.19%
Poll-TS	260	53.83%
VBM	1887	55.80%
MB	291	60.50%
Total	2934	56.60%
Assembly District		
1st Assembly District		
Poll-OS	0	-
Poll-TS	0	-
VBM	0	-
MB	0	-
Total	0	-
3rd Assembly District		
Poll-OS	496	59.19%
Poll-TS	260	53.83%
VBM	1887	55.80%
MB	291	60.50%
Total	2934	56.60%
Total		
Poll-OS	496	59.19%
Poll-TS	260	53.83%
VBM	1887	55.80%
MB	291	60.50%
Total	2934	56.60%

Statement of Votes Cast
 Official Results November 8, 2016
 PRESIDENTIAL GENERAL ELECTION
 Butte County, California

Date: 11/23/16
 Time: 08:08:02
 Page: 1903 of 1904

	MEASURE R CITY OF OROVILLE SALES TAX	
	No	
County Supervisor District		
1st Supervisor District		
Poll-OS	496	59.33%
Poll-TS	260	53.83%
VBM	1887	55.80%
MB	111	62.01%
Total	2754	56.43%
2nd Supervisor District		
Poll-OS	0	-
Poll-TS	0	-
VBM	0	-
MB	0	-
Total	0	-
3rd Supervisor District		
Poll-OS	0	-
Poll-TS	0	-
VBM	0	-
MB	0	-
Total	0	-
4th Supervisor District		
Poll-OS	0	0.00%
Poll-TS	0	-
VBM	0	-
MB	180	59.60%
Total	180	59.21%
5th Supervisor District		
Poll-OS	0	-
Poll-TS	0	-
VBM	0	-
MB	0	-
Total	0	-
Total		
Poll-OS	496	59.19%
Poll-TS	260	53.83%
VBM	1887	55.80%
MB	291	60.50%
Total	2934	56.60%
City		
City of Biggs		
Poll-OS	0	-
Poll-TS	0	-
VBM	0	-
MB	0	-
Total	0	-
City of Chico		
Poll-OS	0	-
Poll-TS	0	-
VBM	0	-
MB	0	-
Total	0	-
City of Gridley		
Poll-OS	0	-
Poll-TS	0	-
VBM	0	-
MB	0	-
Total	0	-
City of Oroville		
Poll-OS	496	59.19%
Poll-TS	260	53.83%

Statement of Votes Cast
 Official Results November 8, 2016
 PRESIDENTIAL GENERAL ELECTION
 Butte County, California

Date: 11/23/16
 Time: 08:08:03
 Page: 1904 of 1904

	MEASURE R CITY OF OROVILLE SALES TAX	
	No	
VBM	1887	55.80%
MB	291	60.50%
Total	2934	56.60%
Town of Paradise		
Poll-OS	0	-
Poll-TS	0	-
VBM	0	-
MB	0	-
Total	0	-
No Matching District		
Poll-OS	0	-
Poll-TS	0	-
VBM	0	-
MB	0	-
Total	0	-
Total		
Poll-OS	496	59.19%
Poll-TS	260	53.83%
VBM	1887	55.80%
MB	291	60.50%
Total	2934	56.60%
State Board of Equalization District		
1st District Board Equalization		
Poll-OS	496	59.19%
Poll-TS	260	53.83%
VBM	1887	55.80%
MB	291	60.50%
Total	2934	56.60%
Total		
Poll-OS	496	59.19%
Poll-TS	260	53.83%
VBM	1887	55.80%
MB	291	60.50%
Total	2934	56.60%
Unincorporated Area		
Unincorporated Area		
Poll-OS	0	-
Poll-TS	0	-
VBM	0	-
MB	0	-
Total	0	-
No Matching District		
Poll-OS	496	59.19%
Poll-TS	260	53.83%
VBM	1887	55.80%
MB	291	60.50%
Total	2934	56.60%
Total		
Poll-OS	496	59.19%
Poll-TS	260	53.83%
VBM	1887	55.80%
MB	291	60.50%
Total	2934	56.60%



Voting Pct/Absentee Pct/Regular Pct Xref (Detail)
GENERAL ELECTION - 11/8/2016

Voting Precinct	Ballot Type	Absentee Pct	Regular Pct	CONG	SEN	ASMB	SUPV	CITY	Mail Ballot?	Pct Registration
1101 - Oroville									NO	
Oroville Municipal Auditorium Cross Street: Montgomery Street 1200 Myers Street										
	12	8001101	1100001	*101	*204	*303	*401	City of Oroville		242
	12	8001101	1100002	*101	*204	*303	*401	City of Oroville		189
	12	8001101	1100003	*101	*204	*303	*401	City of Oroville		602
	12	8001101	1100005	*101	*204	*303	*401	City of Oroville		92
Total for Voting Precinct 1101:										1,125
1102 - Oroville									NO	
Oroville Municipal Auditorium Cross Street: Montgomery Street 1200 Myers Street										
	13	8001102	1100006	*101	*204	*303	*401	City of Oroville		935
	13	8001102	1100007	*101	*204	*303	*401	City of Oroville		394
	13	8001102	1100015	*101	*204	*303	*401	City of Oroville		2
	13	8001102	1100017	*101	*204	*303	*401	City of Oroville		17
	13	8001102	1100018	*101	*204	*303	*401	City of Oroville		0
	13	8001102	1100021	*101	*204	*303	*401	City of Oroville		5
Total for Voting Precinct 1102:										1,353
1103 - Oroville									NO	
Oroville Municipal Auditorium Cross Street: Montgomery Street 1200 Myers Street										
	13	8001103	1100008	*101	*204	*303	*401	City of Oroville		472
	13	8001103	1100009	*101	*204	*303	*401	City of Oroville		471
	13	8001103	1100010	*101	*204	*303	*401	City of Oroville		162
	13	8001103	1100024	*101	*204	*303	*401	City of Oroville		231
	13	8001103	1100032	*101	*204	*303	*401	City of Oroville		122
Total for Voting Precinct 1103:										1,458

Voting Precinct	Ballot Type	Absentee Pct	Regular Pct	CONG	SEN	ASMB	SUPV	CITY	Mail Ballot?	Pct Registration
1104 - Oroville									NO	
Oroville Municipal Auditorium Cross Street: Montgomery Street 1200 Myers Street										
	13	8001104	1100011	*101	*204	*303	*401	City of Oroville		298
	13	8001104	1100012	*101	*204	*303	*401	City of Oroville		301
	13	8001104	1100013	*101	*204	*303	*401	City of Oroville		39
	13	8001104	1100014	*101	*204	*303	*401	City of Oroville		103
	13	8001104	1100031	*101	*204	*303	*401	City of Oroville		0
	13	8001104	1100033	*101	*204	*303	*401	City of Oroville		504
	13	8001104	1100034	*101	*204	*303	*401	City of Oroville		165
	13	8001104	1100035	*101	*204	*303	*401	City of Oroville		78
									Total for Voting Precinct 1104:	1,488
1105 - Oroville									NO	
Oroville Municipal Auditorium Cross Street: Montgomery Street 1200 Myers Street										
	13	8001105	1100025	*101	*204	*303	*401	City of Oroville		0
	13	8001105	1100026	*101	*204	*303	*401	City of Oroville		26
	13	8001105	1100027	*101	*204	*303	*401	City of Oroville		117
	13	8001105	1100028	*101	*204	*303	*401	City of Oroville		277
	13	8001105	1100029	*101	*204	*303	*401	City of Oroville		154
	13	8001105	1100030	*101	*204	*303	*401	City of Oroville		233
	13	8001105	1100036	*101	*204	*303	*401	City of Oroville		209
	13	8001105	1100037	*101	*204	*303	*401	City of Oroville		11
									Total for Voting Precinct 1105:	1,027
1106 - Oroville									NO	
Oroville Municipal Auditorium Cross Street: Montgomery Street 1200 Myers Street										
	13	8001106	1100039	*101	*204	*303	*401	City of Oroville		68
	13	8001106	1100040	*101	*204	*303	*401	City of Oroville		177
	13	8001106	1100041	*101	*204	*303	*401	City of Oroville		111
	13	8001106	1100042	*101	*204	*303	*401	City of Oroville		0
	13	8001106	1100043	*101	*204	*303	*401	City of Oroville		130
	13	8001106	1100044	*101	*204	*303	*401	City of Oroville		318
	13	8001106	1100045	*101	*204	*303	*401	City of Oroville		300
	13	8001106	1100046	*101	*204	*303	*401	City of Oroville		8
	13	8001106	1100047	*101	*204	*303	*401	City of Oroville		5
	13	8001106	1100048	*101	*204	*303	*401	City of Oroville		69
	13	8001106	1100049	*101	*204	*303	*401	City of Oroville		3
									Total for Voting Precinct 1106:	1,189

Voting Precinct	Ballot Type	Absentee Pct	Regular Pct	CONG	SEN	ASMB	SUPV	CITY	Mail Ballot?	Pct Registration
1801 - Oroville									NO	
Southside Community Center Anita F. Bell Memorial Room Cross Street: Wyandotte Avenue 2959 Lower Wyandotte Road										
	9	8001801	1000041	*101	*204	*303	*401			7
	9	8001801	1000042	*101	*204	*303	*401			73
	9	8001801	1000046	*101	*204	*303	*401			33
	9	8001801	1000049	*101	*204	*303	*401			50
	9	8001801	1000051	*101	*204	*303	*401			18
	9	8001801	1000052	*101	*204	*303	*401			6
	9	8001801	1000056	*101	*204	*303	*401			28
	9	8001801	1000058	*101	*204	*303	*401			0
	9	8001801	1000060	*101	*204	*303	*401			326
	9	8001801	1000079	*101	*204	*303	*401			55
	9	8001801	1000081	*101	*204	*303	*401			290
	9	8001801	1000082	*101	*204	*303	*401			127
	9	8001801	1000084	*101	*204	*303	*401			69
	9	8001801	1000085	*101	*204	*303	*401			59
	9	8001801	1000086	*101	*204	*303	*401			0
	9	8001801	1000088	*101	*204	*303	*401			2
	9	8001801	1000091	*101	*204	*303	*401			211
	9	8001801	1000092	*101	*204	*303	*401			0
	9	8001801	1000100	*101	*204	*303	*401			19
	9	8001801	1000115	*101	*204	*303	*401			33
	9	8001801	1000191	*101	*204	*303	*401			11
	9	8001801	1000192	*101	*204	*303	*401			61
									Total for Voting Precinct 1801:	1,478
1802 - Oroville									NO	
Southside Community Center Anita F. Bell Memorial Room Cross Street: Wyandotte Avenue 2959 Lower Wyandotte Road										
	9	8001802	1000078	*101	*204	*303	*401			43
	9	8001802	1000083	*101	*204	*303	*401			246
	9	8001802	1000096	*101	*204	*303	*401			173
	9	8001802	1000097	*101	*204	*303	*401			85
	9	8001802	1000098	*101	*204	*303	*401			23
	9	8001802	1000099	*101	*204	*303	*401			205
	9	8001802	1000101	*101	*204	*303	*401			95
	9	8001802	1000104	*101	*204	*303	*401			123
	9	8001802	1000132	*101	*204	*303	*401			0
	9	8001802	1000137	*101	*204	*303	*401			29
	9	8001802	1000195	*101	*204	*303	*401			2
									Total for Voting Precinct 1802:	1,024

Voting Precinct	Ballot Type	Absentee Pct	Regular Pct	CONG	SEN	ASMB	SUPV	CITY	Mail Ballot?	Pct Registration
1803 - Oroville										
									NO	
Southside Community Center Anita F. Bell Memorial Room Cross Street: Wyandotte Avenue 2959 Lower Wyandotte Road										
	10	8001803	1000119	*101	*204	*303	*401			395
	10	8001803	1000120	*101	*204	*303	*401			6
	10	8001803	1000122	*101	*204	*303	*401			97
	10	8001803	1000123	*101	*204	*303	*401			4
	10	8001803	1000124	*101	*204	*303	*401			282
	10	8001803	1000127	*101	*204	*303	*401			15
	10	8001803	1000129	*101	*204	*303	*401			1
	10	8001803	1000141	*101	*204	*303	*401			0
	10	8001803	1000142	*101	*204	*303	*401			9
	10	8001803	1000154	*101	*204	*303	*401			94
									Total for Voting Precinct 1803:	903
1804 - Oroville										
									NO	
Southside Community Center Anita F. Bell Memorial Room Cross Street: Wyandotte Avenue 2959 Lower Wyandotte Road										
	9	8001804	1000089	*101	*204	*303	*401			2
	9	8001804	1000090	*101	*204	*303	*401			0
	9	8001804	1000093	*101	*204	*303	*401			27
	9	8001804	1000094	*101	*204	*303	*401			26
	9	8001804	1000095	*101	*204	*303	*401			92
	9	8001804	1000102	*101	*204	*303	*401			44
	9	8001804	1000103	*101	*204	*303	*401			404
	9	8001804	1000105	*101	*204	*303	*401			16
	9	8001804	1000116	*101	*204	*303	*401			5
	9	8001804	1000117	*101	*204	*303	*401			0
	9	8001804	1000118	*101	*204	*303	*401			549
	9	8001804	1000140	*101	*204	*303	*401			0
									Total for Voting Precinct 1804:	1,165
1805 - Kelly Ridge										
									NO	
Lake Oroville Golf & Event Center Cross Street: Kelly Ridge Road 5131 Royal Oaks Drive										
	9	8001805	1000063	*101	*204	*303	*401			0
	9	8001805	1000064	*101	*204	*303	*401			262
	9	8001805	1000065	*101	*204	*303	*401			315
	9	8001805	1000066	*101	*204	*303	*401			445
	9	8001805	1000067	*101	*204	*303	*401			365
									Total for Voting Precinct 1805:	1,387

Voting Precinct	Ballot Type	Absentee Pct	Regular Pct	CONG	SEN	ASMB	SUPV	CITY	Mail Ballot?	Pct Registration
1806 - Kelly Ridge									NO	
Lake Oroville Golf & Event Center Cross Street: Kelly Ridge Road 5131 Royal Oaks Drive										
	9	8001806	1000061	*101	*204	*303	*401			429
	9	8001806	1000068	*101	*204	*303	*401			141
	9	8001806	1000069	*101	*204	*303	*401			2
	9	8001806	1000106	*101	*204	*303	*401			404
	9	8001806	1000194	*101	*204	*303	*401			50
									Total for Voting Precinct 1806:	1,026
1807 - Palermo									NO	
Palermo Union School District District Office Boardroom Cross Street: Palermo Road 7390 Bulldog Way										
	10	8001807	1000125	*101	*204	*303	*401			0
	10	8001807	1000128	*101	*204	*303	*401			0
	10	8001807	1000144	*101	*204	*303	*401			149
	10	8001807	1000145	*101	*204	*303	*401			158
	10	8001807	1000148	*101	*204	*303	*401			1
	10	8001807	1000150	*101	*204	*303	*401			132
	10	8001807	1000152	*101	*204	*303	*401			120
	10	8001807	1000155	*101	*204	*303	*401			12
	10	8001807	1000156	*101	*204	*303	*401			82
	10	8001807	1000158	*101	*204	*303	*401			195
	10	8001807	1000159	*101	*204	*303	*401			26
	10	8001807	1000166	*101	*204	*303	*401			19
	10	8001807	1000168	*101	*204	*303	*401			193
	10	8001807	1000169	*101	*204	*303	*401			89
									Total for Voting Precinct 1807:	1,176
1808 - Palermo									NO	
Palermo Union School District District Office Boardroom Cross Street: Palermo Road 7390 Bulldog Way										
	10	8001808	1000130	*101	*204	*303	*401			0
	10	8001808	1000143	*101	*204	*303	*401			2
	10	8001808	1000146	*101	*204	*303	*401			131
	10	8001808	1000147	*101	*204	*303	*401			41
	10	8001808	1000149	*101	*204	*303	*401			5
	10	8001808	1000151	*101	*204	*303	*401			289
	10	8001808	1000153	*101	*204	*303	*401			364
	10	8001808	1000157	*101	*204	*303	*401			199
	10	8001808	1000165	*101	*204	*303	*401			174
	10	8001808	1000167	*101	*204	*303	*401			128
	10	8001808	1000189	*101	*204	*303	*401			0
									Total for Voting Precinct 1808:	1,333

Voting Precinct	Ballot Type	Absentee Pct	Regular Pct	CONG	SEN	ASMB	SUPV	CITY	Mail Ballot?	Pct Registration
1809 - Wyandotte										
NO										
Wyandotte Grange Hall Between Oro Bangor Hwy & Dunstone Dr 4910 Foothill Blvd										
	9	8001809	1000110	*101	*204	*303	*401			13
	9	8001809	1000131	*101	*204	*303	*401			161
	9	8001809	1000133	*101	*204	*303	*401			120
	9	8001809	1000135	*101	*204	*303	*401			41
	9	8001809	1000136	*101	*204	*303	*401			218
	9	8001809	1000139	*101	*204	*303	*401			184
	9	8001809	1000161	*101	*204	*303	*401			59
	9	8001809	1000162	*101	*204	*303	*401			214
	9	8001809	1000170	*101	*204	*303	*401			77
	9	8001809	1000193	*101	*204	*303	*401			171
Total for Voting Precinct 1809:										
1,258										
1810 - Wyandotte										
NO										
Wyandotte Grange Hall Between Oro Bangor Hwy & Dunstone Dr 4910 Foothill Blvd										
	9	8001810	1000111	*101	*204	*303	*401			136
	9	8001810	1000112	*101	*204	*303	*401			246
	9	8001810	1000134	*101	*204	*303	*401			173
	9	8001810	1000138	*101	*204	*303	*401			56
	9	8001810	1000163	*101	*204	*303	*401			21
Total for Voting Precinct 1810:										
632										
1811 - Berry Creek										
NO										
Berry Creek CAL Fire Station Cross St: Oro Quincy Hwy 2 Berry Creek Road										
	3	8001811	1000011	*101	*204	*301	*401			0
	3	8001811	1000012	*101	*204	*301	*401			88
	3	8001811	1000014	*101	*204	*301	*401			400
	3	8001811	1000015	*101	*204	*301	*401			70
	3	8001811	1000016	*101	*204	*301	*401			228
	3	8001811	1000017	*101	*204	*301	*401			196
	3	8001811	1000018	*101	*204	*301	*401			106
Total for Voting Precinct 1811:										
1,088										

Voting Precinct	Ballot Type	Absentee Pct	Regular Pct	CONG	SEN	ASMB	SUPV	CITY	Mail Ballot?	Pct Registration
1812 - Yankee Hill									NO	
Yankee Hill Grange Hall Cross Street: Highway 70 4122 Big Bend Road										
	1	8001812	1000001	*101	*204	*301	*401			0
	1	8001812	1000002	*101	*204	*301	*401			0
	1	8001812	1000003	*101	*204	*301	*401			336
	1	8001812	1000004	*101	*204	*301	*401			371
	1	8001812	1000006	*101	*204	*301	*401			227
	1	8001812	1000009	*101	*204	*301	*401			3
									Total for Voting Precinct 1812:	937
1901 - Oroville									YES	
	12	8001901	1100004	*101	*204	*303	*401	City of Oroville		266
									Total for Voting Precinct 1901:	266
1902 - Oroville									YES	
	13	8001902	1100016	*101	*204	*303	*401	City of Oroville		0
	13	8001902	1100022	*101	*204	*303	*401	City of Oroville		0
	13	8001902	1100023	*101	*204	*303	*401	City of Oroville		0
	13	8001902	1100038	*101	*204	*303	*401	City of Oroville		12
									Total for Voting Precinct 1902:	12
1903 - Oroville									YES	
	14	8001903	1100019	*101	*204	*303	*401	City of Oroville		0
	14	8001903	1100020	*101	*204	*303	*401	City of Oroville		0
									Total for Voting Precinct 1903:	0
1904 - County									YES	
	2	8001904	1000005	*101	*204	*303	*401			0
									Total for Voting Precinct 1904:	0
1905 - County									YES	
	3	8001905	1000007	*101	*204	*301	*401			0
	3	8001905	1000008	*101	*204	*301	*401			5
	3	8001905	1000010	*101	*204	*301	*401			143
	3	8001905	1000013	*101	*204	*301	*401			46
	3	8001905	1000019	*101	*204	*301	*401			4
	3	8001905	1000020	*101	*204	*301	*401			59
	3	8001905	1000021	*101	*204	*301	*401			155
	3	8001905	1000022	*101	*204	*301	*401			38
	3	8001905	1000113	*101	*204	*301	*401			0
									Total for Voting Precinct 1905:	450

Voting Precinct	Ballot Type	Absentee Pct	Regular Pct	CONG	SEN	ASMB	SUPV	CITY	Mail Ballot?	Pct Registration
1906 - County										
									YES	
	7	8001906	1000030	*101	*204	*301	*401			0
	7	8001906	1000031	*101	*204	*301	*401			47
	7	8001906	1000032	*101	*204	*301	*401			259
	7	8001906	1000033	*101	*204	*301	*401			145
	7	8001906	1000107	*101	*204	*301	*401			17
	7	8001906	1000108	*101	*204	*301	*401			7
	7	8001906	1000109	*101	*204	*301	*401			15
									Total for Voting Precinct 1906:	490
1907 - County										
									YES	
	4	8001907	1000023	*101	*204	*301	*401			8
	4	8001907	1000034	*101	*204	*301	*401			41
	4	8001907	1000036	*101	*204	*301	*401			95
									Total for Voting Precinct 1907:	144
1908 - County										
									YES	
	5	8001908	1000024	*101	*204	*303	*401			87
	5	8001908	1000025	*101	*204	*303	*401			35
	5	8001908	1000026	*101	*204	*303	*401			106
	5	8001908	1000027	*101	*204	*303	*401			43
	5	8001908	1000164	*101	*204	*303	*401			107
	5	8001908	1000171	*101	*204	*303	*401			2
	5	8001908	1000172	*101	*204	*303	*401			0
	5	8001908	1000173	*101	*204	*303	*401			17
	5	8001908	1000174	*101	*204	*303	*401			45
	5	8001908	1000175	*101	*204	*303	*401			27
	5	8001908	1000176	*101	*204	*303	*401			3
	5	8001908	1000178	*101	*204	*303	*401			10
	5	8001908	1000183	*101	*204	*303	*401			30
									Total for Voting Precinct 1908:	512
1909 - County										
									YES	
	5	8001909	1000177	*101	*204	*303	*401			92
	5	8001909	1000182	*101	*204	*303	*401			98
	5	8001909	1000184	*101	*204	*303	*401			58
	5	8001909	1000185	*101	*204	*303	*401			160
	5	8001909	1000186	*101	*204	*303	*401			37
	5	8001909	1000187	*101	*204	*303	*401			17
	5	8001909	1000188	*101	*204	*303	*401			0
									Total for Voting Precinct 1909:	462
1910 - County										
									YES	
	10	8001910	1000121	*101	*204	*303	*401			0
	10	8001910	1000126	*101	*204	*303	*401			0
	10	8001910	1000180	*101	*204	*303	*401			214
	10	8001910	1000181	*101	*204	*303	*401			37
	10	8001910	1000190	*101	*204	*303	*401			142
									Total for Voting Precinct 1910:	393

Voting Precinct	Ballot Type	Absentee Pct	Regular Pct	CONG	SEN	ASMB	SUPV	CITY	Mail Ballot?	Pct Registration	
1911 - County										YES	
	6	8001911	1000028	*101	*204	*303	*401			25	
	6	8001911	1000029	*101	*204	*303	*401			27	
	6	8001911	1000037	*101	*204	*303	*401			2	
	6	8001911	1000038	*101	*204	*303	*401			33	
	6	8001911	1000197	*101	*204	*303	*401			16	
	6	8001911	1000198	*101	*204	*303	*401			7	
										Total for Voting Precinct 1911:	110
1912 - County										YES	
	8	8001912	1000035	*101	*204	*301	*401			153	
										Total for Voting Precinct 1912:	153
1913 - County										YES	
	9	8001913	1000039	*101	*204	*303	*401			0	
	9	8001913	1000040	*101	*204	*303	*401			0	
	9	8001913	1000043	*101	*204	*303	*401			3	
	9	8001913	1000044	*101	*204	*303	*401			0	
	9	8001913	1000045	*101	*204	*303	*401			3	
	9	8001913	1000047	*101	*204	*303	*401			6	
	9	8001913	1000048	*101	*204	*303	*401			0	
	9	8001913	1000050	*101	*204	*303	*401			7	
	9	8001913	1000053	*101	*204	*303	*401			2	
	9	8001913	1000057	*101	*204	*303	*401			0	
	9	8001913	1000059	*101	*204	*303	*401			1	
	9	8001913	1000062	*101	*204	*303	*401			0	
	9	8001913	1000080	*101	*204	*303	*401			3	
	9	8001913	1000114	*101	*204	*303	*401			0	
	9	8001913	1000160	*101	*204	*303	*401			29	
	9	8001913	1000196	*101	*204	*303	*401			0	
										Total for Voting Precinct 1913:	54
1914 - County										YES	
	11	8001914	1000179	*101	*204	*303	*401			123	
										Total for Voting Precinct 1914:	123
2201 - Chico										NO	
Chico Masonic Family Center Between Nord & Gynn Avenues 1110 W. East Avenue											
	17	8002201	2200012	*101	*204	*303	*402	City of Chico		237	
	17	8002201	2200013	*101	*204	*303	*402	City of Chico		631	
	17	8002201	2200014	*101	*204	*303	*402	City of Chico		537	
										Total for Voting Precinct 2201:	1,405

Voting Precinct	Ballot Type	Absentee Pct	Regular Pct	CONG	SEN	ASMB	SUPV	CITY	Mail Ballot?	Pct Registration
2202 - Chico									NO	
Chico Masonic Family Center Between Nord & Guynn Avenues 1110 W. East Avenue										
	17	8002202	2200020	*101	*204	*303	*402	City of Chico		294
	17	8002202	2200021	*101	*204	*303	*402	City of Chico		711
									Total for Voting Precinct 2202:	1,005
2203 - Chico									NO	
Chico Masonic Family Center Between Nord & Guynn Avenues 1110 W. East Avenue										
	17	8002203	2200008	*101	*204	*303	*402	City of Chico		608
	17	8002203	2200009	*101	*204	*303	*402	City of Chico		547
									Total for Voting Precinct 2203:	1,155
2204 - Chico									NO	
Chico Masonic Family Center Between Nord & Guynn Avenues 1110 W. East Avenue										
	17	8002204	2200004	*101	*204	*303	*402	City of Chico		965
	17	8002204	2200005	*101	*204	*303	*402	City of Chico		627
	17	8002204	2200006	*101	*204	*303	*402	City of Chico		518
									Total for Voting Precinct 2204:	2,110
2205 - Chico									NO	
Chico Masonic Family Center Between Nord & Guynn Avenues 1110 W. East Avenue										
	17	8002205	2200015	*101	*204	*303	*402	City of Chico		428
	17	8002205	2200016	*101	*204	*303	*402	City of Chico		439
	17	8002205	2200017	*101	*204	*303	*402	City of Chico		234
									Total for Voting Precinct 2205:	1,101
2206 - Chico									NO	
Chico State-Bell Memorial Union BMU 2nd Floor Room #203 Between Chestnut & Hazel Streets W. 2nd Street										
	17	8002206	2200033	*101	*204	*303	*402	City of Chico		239
	17	8002206	2200034	*101	*204	*303	*402	City of Chico		558
									Total for Voting Precinct 2206:	797

Voting Precinct	Ballot Type	Absentee Pct	Regular Pct	CONG	SEN	ASMB	SUPV	CITY	Mail Ballot?	Pct Registration
2207 - Chico										
Chico State-Bell Memorial Union BMU 2nd Floor Room #203 Between Chestnut & Hazel Streets W. 2nd Street										
	17	8002207	2200032	*101	*204	*303	*402	City of Chico		419
Total for Voting Precinct 2207: 419										
2208 - Chico										
Chico State-Bell Memorial Union BMU 2nd Floor Room #203 Between Chestnut & Hazel Streets W. 2nd Street										
	17	8002208	2200028	*101	*204	*303	*402	City of Chico		1,204
	17	8002208	2200029	*101	*204	*303	*402	City of Chico		251
Total for Voting Precinct 2208: 1,455										
2209 - Chico										
Chico State-Bell Memorial Union BMU 2nd Floor Room #203 Between Chestnut & Hazel Streets W. 2nd Street										
	17	8002209	2200027	*101	*204	*303	*402	City of Chico		1,081
	17	8002209	2200030	*101	*204	*303	*402	City of Chico		129
Total for Voting Precinct 2209: 1,210										
2210 - Chico										
Chico State-Bell Memorial Union BMU 2nd Floor Room #203 Between Chestnut & Hazel Streets W. 2nd Street										
	17	8002210	2200022	*101	*204	*303	*402	City of Chico		723
Total for Voting Precinct 2210: 723										
2211 - Chico										
Trinity United Methodist Church Social Hall Cross Street: Flume Street 285 E. 5th Street										
	17	8002211	2200035	*101	*204	*303	*402	City of Chico		582
	17	8002211	2200036	*101	*204	*303	*402	City of Chico		682
Total for Voting Precinct 2211: 1,264										
2212 - Chico										
Trinity United Methodist Church Social Hall Cross Street: Flume Street 285 E. 5th Street										
	17	8002212	2200037	*101	*204	*303	*402	City of Chico		300
	17	8002212	2200038	*101	*204	*303	*402	City of Chico		386
	17	8002212	2200039	*101	*204	*303	*402	City of Chico		348
	17	8002212	2200040	*101	*204	*303	*402	City of Chico		168
Total for Voting Precinct 2212: 1,202										

Voting Precinct	Ballot Type	Absentee Pct	Regular Pct	CONG	SEN	ASMB	SUPV	CITY	Mail Ballot?	Pct Registration
2213 - Chico										
Church On The Esplanade Esplanade & West 1st Avenue 1119 Esplanade										
	17	8002213	2200024	*101	*204	*303	*402	City of Chico		317
	17	8002213	2200025	*101	*204	*303	*402	City of Chico		177
	17	8002213	2200026	*101	*204	*303	*402	City of Chico		557
	17	8002213	2200031	*101	*204	*303	*402	City of Chico		165
Total for Voting Precinct 2213:										
2214 - Chico										
Church On The Esplanade Esplanade & West 1st Avenue 1119 Esplanade										
	17	8002214	2200018	*101	*204	*303	*402	City of Chico		210
	17	8002214	2200019	*101	*204	*303	*402	City of Chico		284
	17	8002214	2200023	*101	*204	*303	*402	City of Chico		609
Total for Voting Precinct 2214:										
2215 - Chico										
Kentwood Mobile Home Estates Clubhouse Cross Street: Esplanade 123 Henshaw Avenue										
	17	8002215	2200010	*101	*204	*303	*402	City of Chico		751
	17	8002215	2200011	*101	*204	*303	*402	City of Chico		414
Total for Voting Precinct 2215:										
2216 - Chico										
Our Divine Savior Catholic Church Social Hall Joshua Tree Rd & Godman Ave 566 E. Lassen Avenue										
	17	8002216	2200001	*101	*204	*303	*402	City of Chico		4
	17	8002216	2200002	*101	*204	*303	*402	City of Chico		0
	17	8002216	2200003	*101	*204	*303	*402	City of Chico		353
	17	8002216	2200007	*101	*204	*303	*402	City of Chico		756
Total for Voting Precinct 2216:										
2801 - Chico										
Chico Masonic Family Center Between Nord & Guynn Avenues 1110 W. East Avenue										
	15	8002801	2000005	*101	*204	*303	*402			691
	15	8002801	2000008	*101	*204	*303	*402			248
	15	8002801	2000009	*101	*204	*303	*402			302
	15	8002801	2000021	*101	*204	*303	*402			315
Total for Voting Precinct 2801:										

Voting Precinct	Ballot Type	Absentee Pct	Regular Pct	CONG	SEN	ASMB	SUPV	CITY	Mail Ballot?	Pct Registration
2802 - Chico										
Newman Center Cross Street: West 3rd Street 346 Cherry Street										
	15	8002802	2000010	*101	*204	*303	*402			761
	15	8002802	2000012	*101	*204	*303	*402			72
Total for Voting Precinct 2802:										
833										
2803 - Chico										
Silver Dollar Fairgrounds Commercial Building Entrance behind Tower Mart Main Gate Closed										
	15	8002803	2000022	*101	*204	*303	*402			573
Total for Voting Precinct 2803:										
573										
2804 - Nord										
Nord Country School Room 1 (Library) Cross St: Hamilton Nord Cana Hwy 5554 California Street										
	15	8002804	2000001	*101	*204	*303	*402			53
	15	8002804	2000002	*101	*204	*303	*402			196
	15	8002804	2000003	*101	*204	*303	*402			376
	15	8002804	2000004	*101	*204	*303	*402			240
Total for Voting Precinct 2804:										
865										
2805 - Chico										
Our Divine Savior Catholic Church Social Hall Joshua Tree Rd & Godman Ave 566 E. Lassen Avenue										
	15	8002805	2000013	*101	*204	*303	*402			111
	15	8002805	2000014	*101	*204	*303	*402			191
	15	8002805	2000017	*101	*204	*303	*402			590
	15	8002805	2000018	*101	*204	*303	*402			348
Total for Voting Precinct 2805:										
1,240										
2806 - Chico										
Our Divine Savior Catholic Church Social Hall Joshua Tree Rd & Godman Ave 566 E. Lassen Avenue										
	15	8002806	2000016	*101	*204	*303	*402			1,344
Total for Voting Precinct 2806:										
1,344										
2901 - County										
	15	8002901	2000006	*101	*204	*303	*402			52
	15	8002901	2000011	*101	*204	*303	*402			257
	15	8002901	2000019	*101	*204	*303	*402			83
	15	8002901	2000020	*101	*204	*303	*402			134
Total for Voting Precinct 2901:										
526										

Voting Precinct	Ballot Type	Absentee Pct	Regular Pct	CONG	SEN	ASMB	SUPV	CITY	Mail Ballot?	Pct Registration
2902 - County									YES	
	15	8002902	2000007	*101	*204	*303	*402			507
									Total for Voting Precinct 2902:	507
2903 - County									YES	
	16	8002903	2000015	*101	*204	*301	*402			3
									Total for Voting Precinct 2903:	3
3201 - Chico									NO	
Grace Community Church Cross Street: Patricia Drive 2346 Floral Avenue										
	17	8003201	3200021	*101	*204	*303	*403	City of Chico		912
	17	8003201	3200022	*101	*204	*303	*403	City of Chico		611
									Total for Voting Precinct 3201:	1,523
3202 - Chico									NO	
Grace Community Church Cross Street: Patricia Drive 2346 Floral Avenue										
	17	8003202	3200009	*101	*204	*303	*403	City of Chico		429
	17	8003202	3200015	*101	*204	*303	*403	City of Chico		897
	17	8003202	3200016	*101	*204	*303	*403	City of Chico		642
	17	8003202	3200023	*101	*204	*303	*403	City of Chico		441
									Total for Voting Precinct 3202:	2,409
3203 - Chico									NO	
Grace Community Church Cross Street: Patricia Drive 2346 Floral Avenue										
	17	8003203	3200008	*101	*204	*303	*403	City of Chico		230
	17	8003203	3200014	*101	*204	*303	*403	City of Chico		912
	17	8003203	3200020	*101	*204	*303	*403	City of Chico		809
									Total for Voting Precinct 3203:	1,951
3204 - Chico									NO	
Grace Community Church Cross Street: Patricia Drive 2346 Floral Avenue										
	17	8003204	3200007	*101	*204	*303	*403	City of Chico		769
	17	8003204	3200013	*101	*204	*303	*403	City of Chico		771
									Total for Voting Precinct 3204:	1,540

Voting Precinct	Ballot Type	Absentee Pct	Regular Pct	CONG	SEN	ASMB	SUPV	CITY	Mail Ballot?	Pct Registration
3205 - Chico									NO	
Seventh Day Adventist Church - Chico Gymnasium Brookwood Way & Juniper St 1877 Hooker Oak Avenue										
	17	8003205	3200034	*101	*204	*303	*403	City of Chico		807
	17	8003205	3200037	*101	*204	*303	*403	City of Chico		695
									Total for Voting Precinct 3205:	1,502
3206 - Chico									NO	
Seventh Day Adventist Church - Chico Gymnasium Brookwood Way & Juniper St 1877 Hooker Oak Avenue										
	17	8003206	3200002	*101	*204	*303	*403	City of Chico		0
	17	8003206	3200017	*101	*204	*303	*403	City of Chico		0
	17	8003206	3200027	*101	*204	*303	*403	City of Chico		856
	17	8003206	3200031	*101	*204	*303	*403	City of Chico		844
									Total for Voting Precinct 3206:	1,700
3207 - Chico									NO	
Seventh Day Adventist Church - Chico Gymnasium Brookwood Way & Juniper St 1877 Hooker Oak Avenue										
	17	8003207	3200028	*101	*204	*303	*403	City of Chico		721
	17	8003207	3200032	*101	*204	*303	*403	City of Chico		598
									Total for Voting Precinct 3207:	1,319
3208 - Chico									NO	
Seventh Day Adventist Church - Chico Gymnasium Brookwood Way & Juniper St 1877 Hooker Oak Avenue										
	17	8003208	3200033	*101	*204	*303	*403	City of Chico		1,051
	17	8003208	3200036	*101	*204	*303	*403	City of Chico		982
									Total for Voting Precinct 3208:	2,033
3209 - Chico									NO	
Butte County Library - Chico Conference Room Cross Street: East 1st Avenue 1108 Sherman Avenue										
	17	8003209	3200024	*101	*204	*303	*403	City of Chico		760
	17	8003209	3200029	*101	*204	*303	*403	City of Chico		568
									Total for Voting Precinct 3209:	1,328

Voting Precinct	Ballot Type	Absentee Pct	Regular Pct	CONG	SEN	ASMB	SUPV	CITY	Mail Ballot?	Pct Registration	
3210 - Chico										NO	
Butte County Library - Chico Conference Room Cross Street: East 1st Avenue 1108 Sherman Avenue											
	17	8003210	3200025	*101	*204	*303	*403	City of Chico		966	
	17	8003210	3200026	*101	*204	*303	*403	City of Chico		747	
										Total for Voting Precinct 3210:	1,713
3211 - Chico										NO	
Our Divine Savior Catholic Church Social Hall Joshua Tree Rd & Godman Ave 566 E. Lassen Avenue											
	17	8003211	3200003	*101	*204	*303	*403	City of Chico		480	
	17	8003211	3200004	*101	*204	*303	*403	City of Chico		69	
	17	8003211	3200010	*101	*204	*303	*403	City of Chico		623	
										Total for Voting Precinct 3211:	1,172
3212 - Chico										NO	
Our Divine Savior Catholic Church Social Hall Joshua Tree Rd & Godman Ave 566 E. Lassen Avenue											
	17	8003212	3200005	*101	*204	*303	*403	City of Chico		559	
	17	8003212	3200012	*101	*204	*303	*403	City of Chico		774	
										Total for Voting Precinct 3212:	1,333
3213 - Chico										NO	
Butte Bible Fellowship Cross St: East Ave-cohasset Rd 2255 Pillsbury Road											
	17	8003213	3200011	*101	*204	*303	*403	City of Chico		342	
	17	8003213	3200018	*101	*204	*303	*403	City of Chico		827	
	17	8003213	3200019	*101	*204	*303	*403	City of Chico		214	
										Total for Voting Precinct 3213:	1,383
3214 - Chico										NO	
C. A. R. D. Community Center Cross Street: Mangrove Avenue 545 Vallombrosa Avenue											
	17	8003214	3200030	*101	*204	*303	*403	City of Chico		710	
										Total for Voting Precinct 3214:	710

Voting Precinct	Ballot Type	Absentee Pct	Regular Pct	CONG	SEN	ASMB	SUPV	CITY	Mail Ballot?	Pct Registration
3215 - Chico										
									NO	
The Terraces Sierra Room Cross Street: Bruce Road 2750 Sierra Sunrise Terrace										
	17	8003215	3200035	*101	*204	*303	*403	City of Chico		717
	17	8003215	3200038	*101	*204	*303	*403	City of Chico		564
									Total for Voting Precinct 3215:	1,281
3216 - Chico										
									NO	
Sycamore Glen Craft Room Cross Street: Ceres Avenue 1199 Diablo Avenue										
	17	8003216	3200006	*101	*204	*303	*403	City of Chico		760
									Total for Voting Precinct 3216:	760
3801 - Chico										
									NO	
Our Divine Savior Catholic Church Social Hall Joshua Tree Rd & Godman Ave 566 E. Lassen Avenue										
	15	8003801	3000008	*101	*204	*303	*403			2
	15	8003801	3000022	*101	*204	*303	*403			697
	15	8003801	3000023	*101	*204	*303	*403			473
									Total for Voting Precinct 3801:	1,172
3802 - Forest Ranch										
									NO	
Forest Ranch Community Center Cross Street: State Highway 32 15807 Forest Ranch Road										
	18	8003802	3000011	*101	*204	*301	*403			27
	18	8003802	3000012	*101	*204	*301	*403			294
	18	8003802	3000013	*101	*204	*301	*403			436
	18	8003802	3000014	*101	*204	*301	*403			136
									Total for Voting Precinct 3802:	893
3901 - Chico										
									YES	
	22	8003901	3200001	*101	*204	*301	*403	City of Chico		3
									Total for Voting Precinct 3901:	3
3902 - County										
									YES	
	15	8003902	3000009	*101	*204	*303	*403			0
	15	8003902	3000019	*101	*204	*303	*403			0
	15	8003902	3000020	*101	*204	*303	*403			220
	15	8003902	3000021	*101	*204	*303	*403			135
									Total for Voting Precinct 3902:	355
3903 - County										
									YES	
	21	8003903	3000017	*101	*204	*303	*403			11
	21	8003903	3000018	*101	*204	*303	*403			0
									Total for Voting Precinct 3903:	11

Voting Precinct	Ballot Type	Absentee Pct	Regular Pct	CONG	SEN	ASMB	SUPV	CITY	Mail Ballot?	Pct Registration
3904 - County										
									YES	
	18	8003904	3000001	*101	*204	*301	*403			336
	18	8003904	3000002	*101	*204	*301	*403			188
	18	8003904	3000003	*101	*204	*301	*403			48
	18	8003904	3000006	*101	*204	*301	*403			0
									Total for Voting Precinct 3904:	572
3905 - County										
									YES	
	16	8003905	3000004	*101	*204	*301	*403			160
	16	8003905	3000005	*101	*204	*301	*403			44
	16	8003905	3000007	*101	*204	*301	*403			51
	16	8003905	3000010	*101	*204	*301	*403			0
									Total for Voting Precinct 3905:	255
3906 - County										
									YES	
	19	8003906	3000015	*101	*204	*301	*403			11
									Total for Voting Precinct 3906:	11
3907 - County										
									YES	
	20	8003907	3000016	*101	*204	*303	*403			34
									Total for Voting Precinct 3907:	34
4201 - Chico										
									NO	
									Newman Center Cross Street: West 3rd Street 346 Cherry Street	
	17	8004201	4200001	*101	*204	*303	*404	City of Chico		528
	17	8004201	4200002	*101	*204	*303	*404	City of Chico		903
									Total for Voting Precinct 4201:	1,431
4202 - Chico										
									NO	
									Silver Dollar Fairgrounds Commercial Building Entrance behind Tower Mart Main Gate Closed	
	17	8004202	4200003	*101	*204	*303	*404	City of Chico		407
	17	8004202	4200004	*101	*204	*303	*404	City of Chico		854
	17	8004202	4200005	*101	*204	*303	*404	City of Chico		510
									Total for Voting Precinct 4202:	1,771
4203 - Chico										
									NO	
									Silver Dollar Fairgrounds Commercial Building Entrance behind Tower Mart Main Gate Closed	
	17	8004203	4200006	*101	*204	*303	*404	City of Chico		6
	17	8004203	4200007	*101	*204	*303	*404	City of Chico		237
	17	8004203	4200008	*101	*204	*303	*404	City of Chico		0
	17	8004203	4200012	*101	*204	*303	*404	City of Chico		655
	17	8004203	4200013	*101	*204	*303	*404	City of Chico		496
	17	8004203	4200014	*101	*204	*303	*404	City of Chico		10
									Total for Voting Precinct 4203:	1,404

Voting Precinct	Ballot Type	Absentee Pct	Regular Pct	CONG	SEN	ASMB	SUPV	CITY	Mail Ballot?	Pct Registration
4204 - Chico									NO	
Silver Dollar Fairgrounds Commercial Building Entrance behind Tower Mart Main Gate Closed										
	17	8004204	4200009	*101	*204	*303	*404	City of Chico		938
	17	8004204	4200010	*101	*204	*303	*404	City of Chico		162
	17	8004204	4200011	*101	*204	*303	*404	City of Chico		804
									Total for Voting Precinct 4204:	1,904
4301 - Gridley									NO	
Veterans Memorial Hall - Gridley Cross Street: Haskell Street 249 Sycamore Street										
	26	8004301	4300001	*101	*204	*303	*404	City of Gridley		946
	26	8004301	4300004	*101	*204	*303	*404	City of Gridley		470
	26	8004301	4300005	*101	*204	*303	*404	City of Gridley		313
									Total for Voting Precinct 4301:	1,729
4302 - Gridley									NO	
Veterans Memorial Hall - Gridley Cross Street: Haskell Street 249 Sycamore Street										
	26	8004302	4300002	*101	*204	*303	*404	City of Gridley		491
	26	8004302	4300003	*101	*204	*303	*404	City of Gridley		730
									Total for Voting Precinct 4302:	1,221
4401 - Biggs									NO	
Biggs United Methodist Church Getty Hall Cross Street: 5th Street 441 C Street										
	27	8004401	4400001	*101	*204	*303	*404	City of Biggs		807
									Total for Voting Precinct 4401:	807
4801 - Oroville									NO	
Thermalito Grange Hall Cross Street: 5th Street 479 Plumas Avenue										
	6	8004801	4000034	*101	*204	*303	*404			619
	6	8004801	4000035	*101	*204	*303	*404			254
	6	8004801	4000043	*101	*204	*303	*404			717
									Total for Voting Precinct 4801:	1,590

Voting Precinct	Ballot Type	Absentee Pct	Regular Pct	CONG	SEN	ASMB	SUPV	CITY	Mail Ballot?	Pct Registration
4802 - Oroville										
Thermalito Grange Hall Cross Street: 5th Street 479 Plumas Avenue										
	6	8004802	4000036	*101	*204	*303	*404			359
	6	8004802	4000037	*101	*204	*303	*404			231
	6	8004802	4000044	*101	*204	*303	*404			383
	6	8004802	4000045	*101	*204	*303	*404			23
	6	8004802	4000046	*101	*204	*303	*404			486
Total for Voting Precinct 4802:										
4803 - Gridley										
Butte County Fairgrounds Cross Street: Fairview Drive 199 E. Hazel Street										
	24	8004803	4000062	*101	*204	*303	*404			878
Total for Voting Precinct 4803:										
4804 - Gridley										
Butte County Fairgrounds Cross Street: Fairview Drive 199 E. Hazel Street										
	24	8004804	4000060	*101	*204	*303	*404			21
	24	8004804	4000061	*101	*204	*303	*404			88
	24	8004804	4000063	*101	*204	*303	*404			160
	24	8004804	4000064	*101	*204	*303	*404			501
	24	8004804	4000065	*101	*204	*303	*404			522
Total for Voting Precinct 4804:										
4805 - Durham										
Veterans Memorial Hall - Durham Midway & Farber Street 9319 Midway										
	23	8004805	4000011	*101	*204	*303	*404			245
	23	8004805	4000012	*101	*204	*303	*404			482
	23	8004805	4000013	*101	*204	*303	*404			126
Total for Voting Precinct 4805:										
4806 - Durham										
Veterans Memorial Hall - Durham Midway & Farber Street 9319 Midway										
	23	8004806	4000009	*101	*204	*303	*404			279
	23	8004806	4000010	*101	*204	*303	*404			197
	23	8004806	4000014	*101	*204	*303	*404			1,039
	23	8004806	4000015	*101	*204	*303	*404			384
Total for Voting Precinct 4806:										

Voting Precinct	Ballot Type	Absentee Pct	Regular Pct	CONG	SEN	ASMB	SUPV	CITY	Mail Ballot?	Pct Registration
4807 - Biggs										
									NO	
Biggs United Methodist Church Getty Hall Cross Street: 5th Street 441 C Street										
	24	8004807	4000056	*101	*204	*303	*404			12
	24	8004807	4000057	*101	*204	*303	*404			13
	24	8004807	4000058	*101	*204	*303	*404			667
									Total for Voting Precinct 4807:	692
4808 - Chico										
									NO	
Butte Creek Country Club Cross Street: Fairview Circle 175 Estates Drive										
	15	8004808	4000002	*101	*204	*303	*404			519
	15	8004808	4000003	*101	*204	*303	*404			941
	15	8004808	4000005	*101	*204	*303	*404			769
									Total for Voting Precinct 4808:	2,229
4901 - Oroville										
									YES	
	12	8004901	4100001	*101	*204	*303	*404	City of Oroville		121
	12	8004901	4100002	*101	*204	*303	*404	City of Oroville		59
	12	8004901	4100003	*101	*204	*303	*404	City of Oroville		259
	12	8004901	4100004	*101	*204	*303	*404	City of Oroville		40
	12	8004901	4100008	*101	*204	*303	*404	City of Oroville		0
									Total for Voting Precinct 4901:	479
4902 - Oroville										
									YES	
	13	8004902	4100006	*101	*204	*303	*404	City of Oroville		0
	13	8004902	4100007	*101	*204	*303	*404	City of Oroville		0
									Total for Voting Precinct 4902:	0
4903 - Oroville										
									YES	
	25	8004903	4100005	*101	*204	*303	*404	City of Oroville		0
									Total for Voting Precinct 4903:	0
4904 - County										
									YES	
	15	8004904	4000001	*101	*204	*303	*404			33
	15	8004904	4000004	*101	*204	*303	*404			113
	15	8004904	4000006	*101	*204	*303	*404			7
	15	8004904	4000007	*101	*204	*303	*404			20
									Total for Voting Precinct 4904:	173
4905 - County										
									YES	
	24	8004905	4000024	*101	*204	*303	*404			2
	24	8004905	4000025	*101	*204	*303	*404			13
	24	8004905	4000026	*101	*204	*303	*404			143
	24	8004905	4000047	*101	*204	*303	*404			15
	24	8004905	4000048	*101	*204	*303	*404			43
	24	8004905	4000049	*101	*204	*303	*404			14
									Total for Voting Precinct 4905:	230

Voting Precinct	Ballot Type	Absentee Pct	Regular Pct	CONG	SEN	ASMB	SUPV	CITY	Mail Ballot?	Pct Registration
4906 - County										
									YES	
	21	8004906	4000008	*101	*204	*303	*404			0
Total for Voting Precinct 4906:										
0										
4907 - County										
									YES	
	23	8004907	4000016	*101	*204	*303	*404			85
	23	8004907	4000017	*101	*204	*303	*404			21
	23	8004907	4000019	*101	*204	*303	*404			0
Total for Voting Precinct 4907:										
106										
4908 - County										
									YES	
	6	8004908	4000020	*101	*204	*303	*404			2
	6	8004908	4000021	*101	*204	*303	*404			22
	6	8004908	4000022	*101	*204	*303	*404			0
	6	8004908	4000023	*101	*204	*303	*404			0
	6	8004908	4000029	*101	*204	*303	*404			0
	6	8004908	4000030	*101	*204	*303	*404			0
	6	8004908	4000031	*101	*204	*303	*404			0
	6	8004908	4000032	*101	*204	*303	*404			0
	6	8004908	4000033	*101	*204	*303	*404			0
	6	8004908	4000039	*101	*204	*303	*404			8
	6	8004908	4000040	*101	*204	*303	*404			0
	6	8004908	4000041	*101	*204	*303	*404			55
	6	8004908	4000042	*101	*204	*303	*404			4
	6	8004908	4000050	*101	*204	*303	*404			175
	6	8004908	4000051	*101	*204	*303	*404			4
	6	8004908	4000052	*101	*204	*303	*404			52
	6	8004908	4000053	*101	*204	*303	*404			9
	6	8004908	4000055	*101	*204	*303	*404			18
	6	8004908	4000067	*101	*204	*303	*404			2
Total for Voting Precinct 4908:										
351										
4909 - County										
									YES	
	9	8004909	4000054	*101	*204	*303	*404			34
Total for Voting Precinct 4909:										
34										
4910 - County										
									YES	
	10	8004910	4000059	*101	*204	*303	*404			162
Total for Voting Precinct 4910:										
162										
4911 - County										
									YES	
	11	8004911	4000027	*101	*204	*303	*404			7
	11	8004911	4000028	*101	*204	*303	*404			0
	11	8004911	4000038	*101	*204	*303	*404			13
	11	8004911	4000066	*101	*204	*303	*404			60
	11	8004911	4000068	*101	*204	*303	*404			1
	11	8004911	4000069	*101	*204	*303	*404			9
	11	8004911	4000070	*101	*204	*303	*404			9
	11	8004911	4000071	*101	*204	*303	*404			16
	11	8004911	4000072	*101	*204	*303	*404			22
Total for Voting Precinct 4911:										
137										

Voting Precinct	Ballot Type	Absentee Pct	Regular Pct	CONG	SEN	ASMB	SUPV	CITY	Mail Ballot?	Pct Registration
4912 - County									YES	
	5	8004912	4000018	*101	*204	*303	*404			0
									<i>Total for Voting Precinct 4912:</i>	0
5201 - Chico									NO	
Silver Dollar Fairgrounds Commercial Building Entrance behind Tower Mart Main Gate Closed										
	39	8005201	5200001	*101	*204	*303	*405	City of Chico		16
	39	8005201	5200002	*101	*204	*303	*405	City of Chico		1,384
	39	8005201	5200003	*101	*204	*303	*405	City of Chico		0
									<i>Total for Voting Precinct 5201:</i>	1,400
5501 - Paradise									NO	
Veterans Memorial Hall - Paradise Corner of Skyway & Elliot Roads 6550 Skyway										
	40	8005501	5500004	*101	*204	*303	*405	Town of Paradise		445
	40	8005501	5500008	*101	*204	*303	*405	Town of Paradise		504
									<i>Total for Voting Precinct 5501:</i>	949
5502 - Paradise									NO	
Veterans Memorial Hall - Paradise Corner of Skyway & Elliot Roads 6550 Skyway										
	40	8005502	5500007	*101	*204	*303	*405	Town of Paradise		608
	40	8005502	5500011	*101	*204	*303	*405	Town of Paradise		373
									<i>Total for Voting Precinct 5502:</i>	981
5503 - Paradise									NO	
Veterans Memorial Hall - Paradise Corner of Skyway & Elliot Roads 6550 Skyway										
	40	8005503	5500012	*101	*204	*303	*405	Town of Paradise		417
	40	8005503	5500017	*101	*204	*303	*405	Town of Paradise		501
									<i>Total for Voting Precinct 5503:</i>	918
5504 - Paradise									NO	
Veterans Memorial Hall - Paradise Corner of Skyway & Elliot Roads 6550 Skyway										
	40	8005504	5500018	*101	*204	*303	*405	Town of Paradise		485
	40	8005504	5500019	*101	*204	*303	*405	Town of Paradise		419
									<i>Total for Voting Precinct 5504:</i>	904

Voting Precinct	Ballot Type	Absentee Pct	Regular Pct	CONG	SEN	ASMB	SUPV	CITY	Mail Ballot?	Pct Registration
5505 - Paradise										
NO										
Paradise Alliance Church Enter North Side of Building 6491 Clark Road										
	40	8005505	5500001	*101	*204	*303	*405	Town of Paradise		228
	40	8005505	5500005	*101	*204	*303	*405	Town of Paradise		625
	40	8005505	5500006	*101	*204	*303	*405	Town of Paradise		754
	40	8005505	5500010	*101	*204	*303	*405	Town of Paradise		303
Total for Voting Precinct 5505:										1,910
5506 - Paradise										
NO										
Paradise Alliance Church Enter North Side of Building 6491 Clark Road										
	40	8005506	5500002	*101	*204	*303	*405	Town of Paradise		660
	40	8005506	5500003	*101	*204	*303	*405	Town of Paradise		397
	40	8005506	5500009	*101	*204	*303	*405	Town of Paradise		704
Total for Voting Precinct 5506:										1,761
5507 - Paradise										
NO										
Paradise Ridge Senior Center Cross Street: Clark Road 877 Nunneley Road										
	40	8005507	5500013	*101	*204	*303	*405	Town of Paradise		776
Total for Voting Precinct 5507:										776
5508 - Paradise										
NO										
Paradise Ridge Senior Center Cross Street: Clark Road 877 Nunneley Road										
	40	8005508	5500014	*101	*204	*303	*405	Town of Paradise		794
Total for Voting Precinct 5508:										794
5509 - Paradise										
NO										
Paradise Church of Christ Cross Street: Sawmill Road 1181 Pearson Road										
	40	8005509	5500021	*101	*204	*303	*405	Town of Paradise		710
	40	8005509	5500025	*101	*204	*303	*405	Town of Paradise		582
	40	8005509	5500028	*101	*204	*303	*405	Town of Paradise		179
	40	8005509	5500029	*101	*204	*303	*405	Town of Paradise		195
Total for Voting Precinct 5509:										1,666

Voting Precinct	Ballot Type	Absentee Pct	Regular Pct	CONG	SEN	ASMB	SUPV	CITY	Mail Ballot?	Pct Registration
5510 - Paradise										
NO										
Paradise Church of Christ Cross Street: Sawmill Road 1181 Pearson Road										
	40	8005510	5500022	*101	*204	*303	*405	Town of Paradise		564
	40	8005510	5500026	*101	*204	*303	*405	Town of Paradise		673
	40	8005510	5500030	*101	*204	*303	*405	Town of Paradise		444
Total for Voting Precinct 5510:										
1,681										
5511 - Paradise										
NO										
Craig Memorial Congregational Church Scottwood & Pearson Roads 5665 Scottwood Road										
	40	8005511	5500023	*101	*204	*303	*405	Town of Paradise		862
	40	8005511	5500024	*101	*204	*303	*405	Town of Paradise		822
Total for Voting Precinct 5511:										
1,684										
5512 - Paradise										
NO										
Craig Memorial Congregational Church Scottwood & Pearson Roads 5665 Scottwood Road										
	40	8005512	5500020	*101	*204	*303	*405	Town of Paradise		400
	40	8005512	5500027	*101	*204	*303	*405	Town of Paradise		968
Total for Voting Precinct 5512:										
1,368										
5513 - Paradise										
NO										
Our Savior Lutheran Church Cross Street: Bille Road 6404 Pentz Road										
	40	8005513	5500015	*101	*204	*303	*405	Town of Paradise		984
	40	8005513	5500016	*101	*204	*303	*405	Town of Paradise		775
Total for Voting Precinct 5513:										
1,759										
5801 - Magalia										
NO										
Magalia Pines Baptist Church Skyway & Lakeridge Circle 14098 Skyway										
	29	8005801	5000018	*101	*204	*301	*405			842
	29	8005801	5000019	*101	*204	*301	*405			286
Total for Voting Precinct 5801:										
1,128										

Voting Precinct	Ballot Type	Absentee Pct	Regular Pct	CONG	SEN	ASMB	SUPV	CITY	Mail Ballot?	Pct Registration
5802 - Magalia										
NO										
Magalia Pines Baptist Church Skyway & Lakeridge Circle 14098 Skyway										
	29	8005802	5000022	*101	*204	*301	*405			425
	29	8005802	5000023	*101	*204	*301	*405			992
Total for Voting Precinct 5802:										
1,417										
5803 - Magalia										
NO										
Seventh Day Adventist Church - Magalia Fellowship Hall Mc Reynolds Court & Shawnee Lane 15204 Skyway										
	29	8005803	5000016	*101	*204	*301	*405			79
	29	8005803	5000017	*101	*204	*301	*405			921
	29	8005803	5000021	*101	*204	*301	*405			54
	29	8005803	5000028	*101	*204	*301	*405			29
Total for Voting Precinct 5803:										
1,083										
5804 - Magalia										
NO										
Seventh Day Adventist Church - Magalia Fellowship Hall Mc Reynolds Court & Shawnee Lane 15204 Skyway										
	29	8005804	5000008	*101	*204	*301	*405			179
	29	8005804	5000012	*101	*204	*301	*405			155
	29	8005804	5000013	*101	*204	*301	*405			685
	29	8005804	5000014	*101	*204	*301	*405			113
Total for Voting Precinct 5804:										
1,132										
5805 - Magalia										
NO										
Paradise Pines Owners Association Library Cross Street: Village Lane 14211 Wycliff Way										
	29	8005805	5000024	*101	*204	*301	*405			588
	29	8005805	5000026	*101	*204	*301	*405			1,378
Total for Voting Precinct 5805:										
1,966										
5806 - Butte Valley										
NO										
Foothills Mobile Home Park Cross Street: Butte Campus Drive 2920 Clark Rd										
	35	8005806	5000042	*101	*204	*303	*405			446
	35	8005806	5000043	*101	*204	*303	*405			49
Total for Voting Precinct 5806:										
495										
5901 - Paradise										
YES										
	42	8005901	5500032	*101	*204	*301	*405	Town of Paradise		0
Total for Voting Precinct 5901:										
0										

Voting Precinct	Ballot Type	Absentee Pct	Regular Pct	CONG	SEN	ASMB	SUPV	CITY	Mail Ballot?	Pct Registration
5902 - Paradise										
									YES	
	41	8005902	5500031	*101	*204	*303	*405	Town of Paradise		244
	41	8005902	5500033	*101	*204	*303	*405	Town of Paradise		13
									Total for Voting Precinct 5902:	257
5903 - County										
									YES	
	28	8005903	5000001	*101	*204	*301	*405			1
	28	8005903	5000002	*101	*204	*301	*405			34
	28	8005903	5000003	*101	*204	*301	*405			4
	28	8005903	5000004	*101	*204	*301	*405			0
	28	8005903	5000005	*101	*204	*301	*405			0
	28	8005903	5000006	*101	*204	*301	*405			168
	28	8005903	5000007	*101	*204	*301	*405			63
	28	8005903	5000009	*101	*204	*301	*405			97
	28	8005903	5000010	*101	*204	*301	*405			75
									Total for Voting Precinct 5903:	442
5904 - County										
									YES	
	29	8005904	5000020	*101	*204	*301	*405			91
	29	8005904	5000025	*101	*204	*301	*405			413
	29	8005904	5000029	*101	*204	*301	*405			4
	29	8005904	5000030	*101	*204	*301	*405			4
	29	8005904	5000052	*101	*204	*301	*405			0
	29	8005904	5000054	*101	*204	*301	*405			23
									Total for Voting Precinct 5904:	535
5905 - County										
									YES	
	32	8005905	5000031	*101	*204	*303	*405			102
	32	8005905	5000032	*101	*204	*303	*405			59
	32	8005905	5000033	*101	*204	*303	*405			87
	32	8005905	5000034	*101	*204	*303	*405			40
	32	8005905	5000035	*101	*204	*303	*405			51
	32	8005905	5000036	*101	*204	*303	*405			82
	32	8005905	5000037	*101	*204	*303	*405			216
	32	8005905	5000038	*101	*204	*303	*405			72
									Total for Voting Precinct 5905:	709
5906 - County										
									YES	
	33	8005906	5000039	*101	*204	*303	*405			360
									Total for Voting Precinct 5906:	360
5907 - County										
									YES	
	34	8005907	5000040	*101	*204	*303	*405			263
	34	8005907	5000041	*101	*204	*303	*405			28
	34	8005907	5000048	*101	*204	*303	*405			351
	34	8005907	5000049	*101	*204	*303	*405			0
	34	8005907	5000050	*101	*204	*303	*405			0
	34	8005907	5000051	*101	*204	*303	*405			100
	34	8005907	5000053	*101	*204	*303	*405			0
	34	8005907	5000055	*101	*204	*303	*405			0
	34	8005907	5000057	*101	*204	*303	*405			6
									Total for Voting Precinct 5907:	748

Voting Precinct	Ballot Type	Absentee Pct	Regular Pct	CONG	SEN	ASMB	SUPV	CITY	Mail Ballot?	Pct Registration
5908 - County									YES	
	36	8005908	5000044	*101	*204	*303	*405			166
	36	8005908	5000045	*101	*204	*303	*405			273
	36	8005908	5000047	*101	*204	*303	*405			0
									Total for Voting Precinct 5908:	439
5909 - County									YES	
	30	8005909	5000011	*101	*204	*301	*405			33
									Total for Voting Precinct 5909:	33
5910 - County									YES	
	31	8005910	5000015	*101	*204	*301	*405			19
	31	8005910	5000027	*101	*204	*301	*405			13
									Total for Voting Precinct 5910:	32
5911 - County									YES	
	37	8005911	5000046	*101	*204	*301	*405			21
									Total for Voting Precinct 5911:	21
5912 - County									YES	
	38	8005912	5000056	*101	*204	*303	*405			5
									Total for Voting Precinct 5912:	5

Polling Place Precincts:	93	Total Polling Place Precinct Registration:	118,577
Mail Ballot Precincts:	48	Total Mail Ballot Precinct Registration:	10,699
Total Precincts:	141	Total Registration:	129,276

----- Voting Precinct Statistics by District -----						
MAJOR DISTRICT TYPE	DISTRICT ID	MAIL BALLOT	POLLING PLACE	TOTAL	TOTAL REGISTRATION	ABSENTEE PRECINCTS
Congressional District Districts	*101	48	93	141	129,276	141
Senate District Districts	*204	48	93	141	129,276	141
Assembly District Districts	*301	15	8	23	12,788	23
	*303	33	85	118	116,488	118
County Supervisor District Districts	*401	14	18	32	24,216	32
	*402	3	22	25	25,890	25
	*403	7	18	25	26,963	25
	*404	12	15	27	22,854	27
	*405	12	20	32	29,353	32

List of Polling Sites with Voting Precincts

GENERAL ELECTION - November 08, 2016

Sorted by Voting Precinct ID

ID	Polling Place Name	Phone	User Codes	Accessible	Voting Precinct(s)	Ballot Type	Table ID	Reg Count	AV Count*	Consolidation
Home Pct:	Sample Ballot Address	Map Number								
EOP		All Precincts								
389	Oroville Municipal Auditorium			Yes	1101 Oroville	000012	1101	1,125	697	1100001 1100002 1100003 1100005
1100007	Cross Street: Montgomery Street 1200 Myers Street				1102 Oroville	000013	1102	1,353	849	1100006 1100007 1100015 1100017 1100018 1100021
					1103 Oroville	000013	1103	1,458	894	1100008 1100009 1100010 1100024 1100032
					1104 Oroville	000013	1104	1,488	953	1100011 1100012 1100013 1100014 1100031 1100033 1100034 1100035
					1105 Oroville	000013	1105	1,027	687	1100025 1100026 1100027 1100028 1100029 1100030 1100036 1100037
					1106 Oroville	000013	1106	1,189	704	1100039 1100040 1100041 1100042 1100043 1100044 1100045 1100046 1100047 1100048 1100049
Sub Total:								7,640	4,784	
375	Southside Community Center			Yes	1801 Oroville	000009	1801	1,478	951	1000041 1000042 1000046 1000049 1000051 1000052 1000056 1000058 1000060 1000079 1000081 1000082 1000084 1000085 1000086 1000088 1000091 1000092 1000100 1000115 1000191 1000192
1100026	Anita F. Bell Memorial Room Cross Street: Wyandotte Avenue 2959 Lower Wyandotte Road				1802 Oroville	000009	1802	1,024	669	1000078 1000083 1000096 1000097 1000098 1000099 1000101 1000104 1000132 1000137 1000195
					1803 Oroville	000010	1803	903	541	1000119 1000120 1000122 1000123 1000124 1000127 1000129 1000141 1000142 1000154
					1804 Oroville	000009	1804	1,165	756	1000089 1000090 1000093 1000094 1000095 1000102 1000103 1000105 1000116 1000117 1000118 1000140
Sub Total:								4,570	2,917	
387	Lake Oroville Golf & Event Center			Yes	1805 Kelly Ridge	000009	1805	1,387	1,019	1000063 1000064 1000065 1000066 1000067
1000061	Cross Street: Kelly Ridge Road 5131 Royal Oaks Drive				1806 Kelly Ridge	000009	1806	1,026	759	1000061 1000068 1000069 1000106 1000194
Sub Total:								2,413	1,778	
337	Palermo Union School District			Yes	1807 Palermo	000010	1807	1,176	720	1000125 1000128 1000144 1000145 1000148 1000150 1000152 1000155 1000156 1000158 1000159 1000166 1000168 1000169
1000152	District Office Boardroom Cross Street: Palermo Road 7390 Bulldog Way									

ID	Polling Place Name	Phone	User Codes	Accessible	Voting Precinct(s)	Ballot Type	Table ID	Reg Count	AV Count*	Consolidation
Home Pct:	Sample Ballot Address	Map Number								
EOP	All Precincts									
					1808 Palermo	000010	1808	1,333	828	1000130 1000143 1000146 1000147 1000149 1000151 1000153 1000157 1000165 1000167 1000189
								Sub Total:	2,509	1,548
309	Wyandotte Grange Hall			No	1809 Wyandotte	000009	1809	1,258	834	1000110 1000131 1000133 1000135 1000136 1000139 1000161 1000162 1000170 1000193
1000139	Between Oro Bangor Hwy & Dunstone Dr 4910 Foothill Blvd				1810 Wyandotte	000009	1810	632	433	1000111 1000112 1000134 1000138 1000163
								Sub Total:	1,890	1,267
401	Berry Creek CAL Fire Station			No	1811 Berry Creek	000003	1811	1,088	740	1000011 1000012 1000014 1000015 1000016 1000017 1000018
1000014	Cross St: Oro Quincy Hwy 2 Berry Creek Road									
								Sub Total:	1,088	740
393	Yankee Hill Grange Hall			No	1812 Yankee Hill	000001	1812	937	604	1000001 1000002 1000003 1000004 1000006 1000009
1000004	Cross Street: Highway 70 4122 Big Bend Road									
								Sub Total:	937	604
253	Chico Masonic Family Center			Yes	2201 Chico	000017	2201	1,405	938	2200012 2200013 2200014
2000005	Between Nord & Guynn Avenues 1110 W. East Avenue				2202 Chico	000017	2202	1,005	626	2200020 2200021
					2203 Chico	000017	2203	1,155	772	2200008 2200009
					2204 Chico	000017	2204	2,110	1,384	2200004 2200005 2200006
					2205 Chico	000017	2205	1,101	687	2200015 2200016 2200017
								Sub Total:	6,776	4,407
369	Chico State-Bell Memorial Union			Yes	2206 Chico	000017	2206	797	330	2200033 2200034
2200033	BMU 2nd Floor Room #203 Between Chestnut & Hazel Streets W. 2nd Street				2207 Chico	000017	2207	419	209	2200032
					2208 Chico	000017	2208	1,455	776	2200028 2200029
					2209 Chico	000017	2209	1,210	644	2200027 2200030
					2210 Chico	000017	2210	723	391	2200022
								Sub Total:	4,604	2,350
323	Trinity United Methodist Church			Yes	2211 Chico	000017	2211	1,264	705	2200035 2200036
2200035	Social Hall Cross Street: Flume Street 285 E. 5th Street				2212 Chico	000017	2212	1,202	622	2200037 2200038 2200039 2200040
								Sub Total:	2,466	1,327
47	Church On The Esplanade			Yes	2213 Chico	000017	2213	1,216	719	2200024 2200025 2200026 2200031
2200026	Esplanade & West 1st Avenue 1119 Esplanade				2214 Chico	000017	2214	1,103	724	2200018 2200019 2200023
								Sub Total:	2,319	1,443

ID	Polling Place Name	Phone	User Codes	Accessible	Voting Precinct(s)	Ballot Type	Table ID	Reg Count	AV Count*	Consolidation
Home Pct:	Sample Ballot Address	Map Number								
EOP		All Precincts								
64 2200010	Kentwood Mobile Home Estates Clubhouse Cross Street: Esplanade 123 Henshaw Avenue			No	2215 Chico	000017	2215	1,165	759	2200010 2200011
Sub Total:								1,165	759	
352 3000022	Our Divine Savior Catholic Church Social Hall Joshua Tree Rd & Godman Ave 566 E. Lassen Avenue			Yes	2216 Chico	000017	2216	1,113	655	2200001 2200002 2200003 2200007
Sub Total:								1,113	655	
253 2000005	Chico Masonic Family Center Between Nord & Guynn Avenues 1110 W. East Avenue			Yes	2801 Chico	000015	2801	1,556	954	2000005 2000008 2000009 2000021
Sub Total:								1,556	954	
392 2200033	Newman Center Cross Street: West 3rd Street 346 Cherry Street			No	2802 Chico	000015	2802	833	541	2000010 2000012
Sub Total:								833	541	
399 4000004	Silver Dollar Fairgrounds Commercial Building Entrance behind Tower Mart Main Gate Closed			No	2803 Chico	000015	2803	573	279	2000022
Sub Total:								573	279	
346 2000003	Nord Country School Room 1 (Library) Cross St: Hamilton Nord Cana Hwy 5554 California Street			Yes	2804 Nord	000015	2804	865	515	2000001 2000002 2000003 2000004
Sub Total:								865	515	
352 3000022	Our Divine Savior Catholic Church Social Hall Joshua Tree Rd & Godman Ave 566 E. Lassen Avenue			Yes	2805 Chico 2806 Chico	000015 000015	2805 2806	1,240 1,344	818 933	2000013 2000014 2000017 2000018 2000016
Sub Total:								2,584	1,751	
270 3200021	Grace Community Church Cross Street: Patricia Drive 2346 Floral Avenue			Yes	3201 Chico 3202 Chico 3203 Chico 3204 Chico	000017 000017 000017 000017	3201 3202 3203 3204	1,523 2,409 1,951 1,540	900 1,554 1,243 913	3200021 3200022 3200009 3200015 3200016 3200023 3200008 3200014 3200020 3200007 3200013
Sub Total:								7,423	4,610	

ID	Polling Place Name	Phone	User Codes	Accessible	Voting Precinct(s)	Ballot Type	Table ID	Reg Count	AV Count*	Consolidation
Home Pct:	Sample Ballot Address	Map Number								
EOP		All Precincts								
96 3200032	Seventh Day Adventist Church - Chico Gymnasium Brookwood Way & Juniper St 1877 Hooker Oak Avenue			Yes	3205 Chico 3206 Chico 3207 Chico 3208 Chico	000017 000017 000017 000017	3205 3206 3207 3208	1,502 1,700 1,319 2,033	1,013 1,040 801 1,248	3200034 3200037 3200002 3200017 3200027 3200031 3200028 3200032 3200033 3200036
								Sub Total:	6,554	4,102
353 3200025	Butte County Library - Chico Conference Room Cross Street: East 1st Avenue 1108 Sherman Avenue			Yes	3209 Chico 3210 Chico	000017 000017	3209 3210	1,328 1,713	779 1,041	3200024 3200029 3200025 3200026
								Sub Total:	3,041	1,820
352 3000022	Our Divine Savior Catholic Church Social Hall Joshua Tree Rd & Godman Ave 566 E. Lassen Avenue			Yes	3211 Chico 3212 Chico	000017 000017	3211 3212	1,172 1,333	719 806	3200003 3200004 3200010 3200005 3200012
								Sub Total:	2,505	1,525
367 3200019	Butte Bible Fellowship Cross St: East Ave-cohasset Rd 2255 Pillsbury Road			Yes	3213 Chico	000017	3213	1,383	852	3200011 3200018 3200019
								Sub Total:	1,383	852
76 3200030	C. A. R. D. Community Center Cross Street: Mangrove Avenue 545 Vallombrosa Avenue			Yes	3214 Chico	000017	3214	710	445	3200030
								Sub Total:	710	445
330 3200035	The Terraces Sierra Room Cross Street: Bruce Road 2750 Sierra Sunrise Terrace			Yes	3215 Chico	000017	3215	1,281	980	3200035 3200038
								Sub Total:	1,281	980
107 3200006	Sycamore Glen Craft Room Cross Street: Ceres Avenue 1199 Diablo Avenue			Yes	3216 Chico	000017	3216	760	469	3200006
								Sub Total:	760	469
352 3000022	Our Divine Savior Catholic Church Social Hall Joshua Tree Rd & Godman Ave 566 E. Lassen Avenue			Yes	3801 Chico	000015	3801	1,172	675	3000008 3000022 3000023
								Sub Total:	1,172	675

ID	Polling Place Name	Phone	User Codes	Accessible	Voting Precinct(s)	Ballot Type	Table ID	Reg Count	AV Count*	Consolidation
Home Pct:	Sample Ballot Address	Map Number								
EOP		All Precincts								
256 3000013	Forest Ranch Community Center Cross Street: State Highway 32 15807 Forest Ranch Road			No	3802 Forest Ranch	000018	3802	893	605	3000011 3000012 3000013 3000014
								Sub Total:	893	605
392 2200033	Newman Center Cross Street: West 3rd Street 346 Cherry Street			No	4201 Chico	000017	4201	1,431	705	4200001 4200002
								Sub Total:	1,431	705
399 4000004	Silver Dollar Fairgrounds Commercial Building Entrance behind Tower Mart Main Gate Closed			No	4202 Chico 4203 Chico 4204 Chico	000017 000017 000017	4202 4203 4204	1,771 1,404 1,904	1,024 842 1,268	4200003 4200004 4200005 4200006 4200007 4200008 4200012 4200013 4200014 4200009 4200010 4200011
								Sub Total:	5,079	3,134
205 4300004	Veterans Memorial Hall - Gridley Cross Street: Haskell Street 249 Sycamore Street			No	4301 Gridley 4302 Gridley	000026 000026	4301 4302	1,729 1,221	1,021 667	4300001 4300004 4300005 4300002 4300003
								Sub Total:	2,950	1,688
396 4400001	Biggs United Methodist Church Getty Hall Cross Street: 5th Street 441 C Street			No	4401 Biggs	000027	4401	807	503	4400001
								Sub Total:	807	503
291 4100002	Thermalito Grange Hall Cross Street: 5th Street 479 Plumas Avenue			No	4801 Oroville 4802 Oroville	000006 000006	4801 4802	1,590 1,482	1,002 884	4000034 4000035 4000043 4000036 4000037 4000044 4000045 4000046
								Sub Total:	3,072	1,886
397 4300004	Butte County Fairgrounds Cross Street: Fairview Drive 199 E. Hazel Street			No	4803 Gridley 4804 Gridley	000024 000024	4803 4804	878 1,292	542 838	4000062 4000060 4000061 4000063 4000064 4000065
								Sub Total:	2,170	1,380
144 4000013	Veterans Memorial Hall - Durham Midway & Farber Street 9319 Midway			Yes	4805 Durham 4806 Durham	000023 000023	4805 4806	853 1,899	468 1,131	4000011 4000012 4000013 4000009 4000010 4000014 4000015
								Sub Total:	2,752	1,599

ID	Polling Place Name	Phone	User Codes	Accessible	Voting Precinct(s)	Ballot Type	Table ID	Reg Count	AV Count*	Consolidation
Home Pct:	Sample Ballot Address	Map Number								
EOP		All Precincts								
396 4400001	Biggs United Methodist Church Getty Hall Cross Street: 5th Street 441 C Street			No	4807 Biggs	000024	4807	692	447	4000056 4000057 4000058
Sub Total:								692	447	
135 4000005	Butte Creek Country Club Cross Street: Fairview Circle 175 Estates Drive			Yes	4808 Chico	000015	4808	2,229	1,518	4000002 4000003 4000005
Sub Total:								2,229	1,518	
399 4000004	Silver Dollar Fairgrounds Commercial Building Entrance behind Tower Mart Main Gate Closed			No	5201 Chico	000039	5201	1,400	943	5200001 5200002 5200003
Sub Total:								1,400	943	
169 5500013	Veterans Memorial Hall - Paradise Corner of Skyway & Elliot Roads 6550 Skyway			Yes	5501 Paradise 5502 Paradise 5503 Paradise 5504 Paradise	000040 000040 000040 000040	5501 5502 5503 5504	949 981 918 904	588 604 604 557	5500004 5500008 5500007 5500011 5500012 5500017 5500018 5500019
Sub Total:								3,752	2,353	
400 5500009	Paradise Alliance Church Enter North Side of Building 6491 Clark Road			Yes	5505 Paradise 5506 Paradise	000040 000040	5505 5506	1,910 1,761	1,282 1,151	5500001 5500005 5500006 5500010 5500002 5500003 5500009
Sub Total:								3,671	2,433	
177 5500013	Paradise Ridge Senior Center Cross Street: Clark Road 877 Nunneley Road			Yes	5507 Paradise 5508 Paradise	000040 000040	5507 5508	776 794	461 498	5500013 5500014
Sub Total:								1,570	959	
168 5500021	Paradise Church of Christ Cross Street: Sawmill Road 1181 Pearson Road			No	5509 Paradise 5510 Paradise	000040 000040	5509 5510	1,666 1,681	1,017 1,051	5500021 5500025 5500028 5500029 5500022 5500026 5500030
Sub Total:								3,347	2,068	
184 5500019	Craig Memorial Congregational Church Scottwood & Pearson Roads 5665 Scottwood Road			Yes	5511 Paradise 5512 Paradise	000040 000040	5511 5512	1,684 1,368	1,099 883	5500023 5500024 5500020 5500027
Sub Total:								3,052	1,982	

ID	Polling Place Name	Phone	User Codes	Accessible	Voting Precinct(s)	Ballot Type	Table ID	Reg Count	AV Count*	Consolidation
Home Pct:	Sample Ballot Address	Map Number								
EOP	All Precincts									
220 5500016	Our Savior Lutheran Church Cross Street: Bille Road 6404 Pentz Road			Yes	5513 Paradise	000040	5513	1,759	1,131	5500015 5500016
								Sub Total:	1,759	1,131
383 5000024	Magalia Pines Baptist Church Skyway & Lakeridge Circle 14098 Skyway			Yes	5801 Magalia 5802 Magalia	000029 000029	5801 5802	1,128 1,417	724 922	5000018 5000019 5000022 5000023
								Sub Total:	2,545	1,646
394 5000008	Seventh Day Adventist Church - Magalia Fellowship Hall Mc Reynolds Court & Shawnee Lane 15204 Skyway			No	5803 Magalia 5804 Magalia	000029 000029	5803 5804	1,083 1,132	715 703	5000016 5000017 5000021 5000028 5000008 5000012 5000013 5000014
								Sub Total:	2,215	1,418
199 5000022	Paradise Pines Owners Association Library Cross Street: Village Lane 14211 Wycliff Way			No	5805 Magalia	000029	5805	1,966	1,285	5000024 5000026
								Sub Total:	1,966	1,285
402 5000042	Foothills Mobile Home Park Cross Street: Butte Campus Drive 2920 Clark Rd			No	5806 Butte Valley	000035	5806	495	351	5000042 5000043
								Sub Total:	495	351

ID	Polling Place Name	Phone	User Codes	Accessible	Voting Precinct(s)	Ballot Type	Table ID	Reg Count	AV Count*	Consolidation
----	--------------------	-------	------------	------------	--------------------	-------------	----------	-----------	-----------	---------------

Total Selected Poll Sites: 40

Grand Total: 118,577 74,131

Total Selected Voting Precincts: 93

Total Unassigned Voting Precincts: 0

ID	Polling Place Name	Phone	User Codes	Accessible	Voting Precinct(s)	Ballot Type	Table ID	Reg Count	AV Count*	Consolidation
Home Pct:	Sample Ballot Address	Map Number								

Mail Ballot Precincts:

1901	Oroville	BT: 0000 12	3906	County	BT: 0000 19
1902	Oroville	BT: 0000 13	3907	County	BT: 0000 20
1903	Oroville	BT: 0000 14	4901	Oroville	BT: 0000 12
1904	County	BT: 0000 02	4902	Oroville	BT: 0000 13
1905	County	BT: 0000 03	4903	Oroville	BT: 0000 25
1906	County	BT: 0000 07	4904	County	BT: 0000 15
1907	County	BT: 0000 04	4905	County	BT: 0000 24
1908	County	BT: 0000 05	4906	County	BT: 0000 21
1909	County	BT: 0000 05	4907	County	BT: 0000 23
1910	County	BT: 0000 10	4908	County	BT: 0000 06
1911	County	BT: 0000 06	4909	County	BT: 0000 09
1912	County	BT: 0000 08	4910	County	BT: 0000 10
1913	County	BT: 0000 09	4911	County	BT: 0000 11
1914	County	BT: 0000 11	4912	County	BT: 0000 05
2901	County	BT: 0000 15	5901	Paradise	BT: 0000 42
2902	County	BT: 0000 15	5902	Paradise	BT: 0000 41
2903	County	BT: 0000 16	5903	County	BT: 0000 28
3901	Chico	BT: 0000 22	5904	County	BT: 0000 29
3902	County	BT: 0000 15	5905	County	BT: 0000 32
3903	County	BT: 0000 21	5906	County	BT: 0000 33
3904	County	BT: 0000 18	5907	County	BT: 0000 34
3905	County	BT: 0000 16	5908	County	BT: 0000 36

ID	Polling Place Name	Phone	User Codes	Accessible	Voting Precinct(s)	Ballot Type	Table ID	Reg Count	AV Count*	Consolidation
5909	County	BT: 0000 30								
5910	County	BT: 0000 31								
5911	County	BT: 0000 37								
5912	County	BT: 0000 38								

**OROVILLE CITY COUNCIL
STAFF REPORT**

TO: MAYOR AND CITY COUNCIL MEMBERS

**FROM: JAMIE HAYES, ASSISTANT CITY CLERK
DONALD RUST, ACTING CITY ADMINISTRATOR
ADMINISTRATION DEPARTMENT**

RE: ADOPTION OF FORMAL MEETING SCHEDULE FOR 2017

DATE: JANUARY 3, 2017

SUMMARY

The Council may consider approving the City's formal meeting schedule for 2017.

DISCUSSION

Staff is requesting that the Council consider the proposed formal meeting schedule for 2017.

FISCAL IMPACT

None

RECOMMENDATION

Approve the City's formal meeting schedule for 2017.

ATTACHMENTS

A – 2017 City of Oroville Formal Meeting Schedule

CITY OF OROVILLE MEETING SCHEDULE - 2017

JANUARY							FEBRUARY							MARCH						
S	M	T	W	T	F	S	S	M	T	W	T	F	S	S	M	T	W	T	F	S
1	2	3	4	5	6	7	5	6	7	8	9	10	11	5	6	7	8	9	10	11
8	9	10	11	12	13	14	12	13	14	15	16	17	18	12	13	14	15	16	17	18
15	16	17	18	19	20	21	19	20	21	22	23	24	25	19	20	21	22	23	24	25
22	23	24	25	26	27	28	26	27	28	26	27	28	29	30	31					
29	30	31																		

APRIL							MAY							JUNE						
S	M	T	W	T	F	S	S	M	T	W	T	F	S	S	M	T	W	T	F	S
						1	1	2	3	4	5	6					1	2	3	
2	3	4	5	6	7	8	7	8	9	10	11	12	13	4	5	6	7	8	9	10
9	10	11	12	13	14	15	14	15	16	17	18	19	20	11	12	13	14	15	16	17
16	17	18	19	20	21	22	21	22	23	24	25	26	27	18	19	20	21	22	23	24
23	24	25	26	27	28	29	28	29	30	31	25	26	27	28	29	30				
30																				

JULY							AUGUST							SEPTEMBER						
S	M	T	W	T	F	S	S	M	T	W	T	F	S	S	M	T	W	T	F	S
						1			1	2	3	4	5						1	2
2	3	4	5	6	7	8	6	7	8	9	10	11	12	3	4	5	6	7	8	9
9	10	11	12	13	14	15	13	14	15	16	17	18	19	10	11	12	13	14	15	16
16	17	18	19	20	21	22	20	21	22	23	24	25	26	17	18	19	20	21	22	23
23	24	25	26	27	28	29	27	28	29	30	31	24	25	26	27	28	29	30		
30	31																			

OCTOBER							NOVEMBER							DECEMBER						
S	M	T	W	T	F	S	S	M	T	W	T	F	S	S	M	T	W	T	F	S
1	2	3	4	5	6	7				1	2	3	4						1	2
8	9	10	11	12	13	14	5	6	7	8	9	10	11	3	4	5	6	7	8	9
15	16	17	18	19	20	21	12	13	14	15	16	17	18	10	11	12	13	14	15	16
22	23	24	25	26	27	28	19	20	21	22	23	24	25	17	18	19	20	21	22	23
29	30	31	26	27	28	29	30	24	25	26	27	28	29	30						

- City Council Meetings (1st and 3rd Tuesday of each month at 5:00 p.m.* AND 6:00 p.m**)
 - Regular Meetings - *Closed Session ** Open Session
- Planning Commission Meetings (4th Thursday of each month at 7:00 p.m.)
- Arts Commission Meetings (2nd Monday of each Quarter at 3:30 p.m. OR on an as needed basis)
 - Park Commission Meetings (2nd Monday of each Quarter at 5:00 p.m. OR on an as needed basis)
- Supplemental Benefits Fund Steering Committee Meetings (1st Wednesday of each quarter at 5:30 p.m.)
- Housing Loan Advisory Committee (2nd Thursday of each month at 10:00 a.m.)
- Holiday
- Executive Committee (meets on an as needed basis)
- Development & Public Facilities Committee (meets on an as needed basis)
- Finance Committee (meets on an as needed basis)
- Economic Development Loan Advisory Committee (meets on an as needed basis)

**OROVILLE CITY COUNCIL
STAFF REPORT**

TO: MAYOR AND CITY COUNCIL MEMBERS

**FROM: JAMIE HAYES, ASSISTANT CITY CLERK
DONALD RUST, ACTING CITY ADMINISTRATOR
ADMINISTRATION DEPARTMENT**

**RE: APPOINTMENTS TO THE SUPPLEMENTAL BENEFITS FUND
STEERING COMMITTEE, OVERSIGHT BOARD AND HOUSING LOAN
ADVISORY COMMITTEE**

DATE: JANUARY 3, 2017

SUMMARY

The Council may consider the appointment of two (2) Council members to serve on the Supplemental Benefits Fund Steering Committee, one (1) Council member to serve on the Oversight Board and two (2) Council members to serve on the City's Housing Loan Advisory Committee for 2017 – 2019.

DISCUSSION

Staff is requesting that the Council consider appointments to serve on the Supplemental Benefits Fund Steering Committee, Oversight Board and the City's Housing Loan Advisory Committee for 2017 – 2019.

Supplemental Benefits Fund Steering Committee (SBF)

The SBF is the result of a Settlement Agreement associated with the re-licensing of the Oroville Dam, making available a potential \$54 million over the next 30 – 50 years. The Regional Fund Strategic Plan, which is the governing document for the SBF, is investing in recreational and related projects within a nexus to the Feather River to improve the quality of life and stimulate economic development in the Oroville region.

The SBF meets quarterly in January, April, July and October on a Wednesday at 5:30 p.m. in the City's Council Chambers.

Housing Loan Advisory Committee (HLAC)

The HLAC is responsible for approving loans related to the City's First Time Home Buyer Program, City Owner-Occupant Housing Rehabilitations, Lease to Purchase Program, Safety Mortgage Assistance Program and other Grant Programs.

The HLAC meets on the 2nd Thursday of each month at 10:00 a.m. in the City's Fireside Room.

Oversight Board (OB)

The OB serves per the ABX1 26 requirement that each Successor Agency have an Oversight Board consisting of the following: (1) Butte County Board of Supervisors member appointed by the Butte County Supervisors, (1) member of the public appointed by the Butte County Supervisors, (1) member appointed by the Mayor for the city that formed the dissolved Redevelopment Agency (RDA), (1) member appointed by the Mayor representing the employees of the former RDA, (1) member appointed by the Butte County Office of Education, (1) member appointed by the Chancellor of the California Community Colleges (Butte College), and (1) member appointed by the largest special district, by property tax share, with territory in the territorial jurisdiction of the former RDA (as determined by the county Auditor-Controller) which is, in Oroville, Feather River Recreation and Park District.

The Oversight Board has a fiduciary responsibility to holders of enforceable obligations and the taxing entities that benefit from the distribution of property tax and other revenue as a result of the dissolution of the RDAs. This requires a balance that mirrors the goals of ABX1 26 and AB 1484 to honor the enforceable obligations of the former RDAs that must be paid and to return the remaining revenue to the taxing entities.

ABX1 26 and AB 1484 contain several sections that delineate the role and responsibilities of the Oversight Board. Section 34180 lists the actions of the Successor Agency that require Oversight Board approval, while Section 34181 lists the actions that the Oversight Board must direct the successor agency to do.

A review of these provisions underscores the Oversight Board's crucial role in scrutinizing the Successor Agency's actions and its determination of which obligations are enforceable and, of those, which must be paid out of the Redevelopment Property Tax Trust Fund. Every obligation that is deemed enforceable reduces the amount of revenue remaining in the Trust Fund for distribution to the taxing entities. Finally, the Oversight Board plays a crucial role directing how the assets of the former RDAs – for example, holdings of real property – will be disposed of in order to distribute the proceeds to the taxing entities.

The OB meets annually, in January, and/or as needed at 10:00 a.m. in the City Council Chambers.

FISCAL IMPACT

None.

RECOMMENDATION

Approve the appointment of two (2) Council members to serve on the Supplemental Benefits Fund Steering Committee, one (1) Council member to serve on the Oversight Board and two (2) Council members to serve on the City's Housing Loan Advisory Committee for 2017 – 2019.

ATTACHMENTS

None

**OROVILLE CITY COUNCIL
STAFF REPORT**

TO: MAYOR AND CITY COUNCIL MEMBERS

**FROM: JAMIE HAYES, ASSISTANT CITY CLERK
DONALD RUST, ACTING CITY ADMINISTRATOR
ADMINISTRATION DEPARTMENT**

**RE: SELECTION OF THE 2017 SAMUEL J. NORRIS AWARD FOR
EXCELLENCE RECIPIENT**

DATE: JANUARY 3, 2017

SUMMARY

The Council may consider the selection of a recipient for the 2017 Samuel J. Norris Award for Excellence.

DISCUSSION

The Samuel J. Norris Award for Excellence Program was created in 2002 to recognize the outstanding efforts and commitments of a local individual or group of individuals that have improved the quality of life in the City of Oroville, provided positive leadership to the community, and have had significant achievements in their life that have inspired others to improve the community as well.

The City has received six nominations for 2017, including:

- Frank Belser (nominated in 2015)
- Jim Christensen (nominated 2016, 2017)
- Loren Gill (nominated 2016)
- Alberta Tracy (nominated 2016)
- Bud Tracy (nominated 2017)
- Sean & Lori Pierce (nominated 2016, 2017)
- Stu Shaner (nominated 2017)

The selected recipient of the 2017 Samuel J. Norris Award for Excellence will be presented with an award at the State of the City Address on February 3, 2017, at the Oroville State Theatre.

FISCAL IMPACT

Award Plaque: \$100.00

Council Budget – Special Department 1801-6430

RECOMMENDATION

Select a recipient for the 2017 Samuel J. Norris Award for Excellence, to be presented at the State of the City Address on February 3, 2017, at the Oroville State Theatre.

ATTACHMENTS

- A - Samuel J. Norris Award for Excellence Nomination Announcement
- B - Samuel J. Norris Award for Excellence Nominations



SAMUEL J. NORRIS AWARD FOR EXCELLENCE 2017 NOMINATION ANNOUNCEMENT

Purpose:

The Samuel J. Norris Award for Excellence is to recognize the outstanding efforts and commitment of an individual or individuals in improving (or has improved) the quality of life in the City of Oroville. Areas of importance are:

- IMPROVING THE QUALITY OF LIFE IN THE CITY OF OROVILLE
- CONTRIBUTING SIGNIFICANT COMMUNITY SERVICE IN THE CITY OF OROVILLE
- PROVIDING POSITIVE LEADERSHIP TO THE COMMUNITY
- SIGNIFICANT ACHIEVEMENT(S) IN THEIR LIFE THAT INSPIRED OTHERS TO IMPROVE THE COMMUNITY

Criteria:

The criteria for the selection will be based on the nominee's lifetime achievements in improving the quality of life in the City of Oroville. The City Council's decision will be final.

Eligibility:

Any member of the community in the City of Oroville or Greater Oroville area may be nominated.

Selection Process:

Nomination applications will be available and accepted December 1, 2016 through January 3, 2017. Applications will be reviewed and considered by the City Council in January. The award will be presented at a meeting or event selected by the City Council. If applicable, letters of recommendation from individuals or organizations should be included with the applications.

Award:

An ongoing award will be displayed at City Hall and individual awards will be presented to the recipient. One or more awards may be approved by the City Council.

Applications are available from the City Clerk's Office at City Hall, 1735 Montgomery Street, Oroville, California, 95965. Telephone (530) 538-2535.

**ALL NOMINATION APPLICATIONS MUST BE RECEIVED BY THE CITY CLERK'S
OFFICE NO LATER THAN 1:00 P.M. ON TUESDAY, JANUARY 3, 2017**

ATTACHMENT "B"

BUD TRACY



RECEIVED

DEC 15 2016

2017
Samuel J. Norris
Award for Excellence - Application

Name of Nominee for Award: BUD TRACY

Address: 1453 DOWNER ST. #A

Telephone Number: (530) 534-1911 ^{BUS.} (530) 519-1909 (Home) (Cell)

Name of Individual(s)/Organizations Nominating Individual:
TONY RUSHING

Contact Person: SAM E

Address: 3014 OLIVE HWY.

Telephone Number: (530) 532-0400 (Home) (530) 301-6390 (Cell)

Nomination:

Provide information that directly indicates why the individual is being nominated for the Samuel J. Norris Award for Excellence. Include specific examples and/or events that the individual accomplished that address the purpose of this award. Please attach additional pages on 8 1/2 x 11" paper with a header indicating the name of the applicant and page number. (If your nomination is selected by the Council, please be prepared to provide pictures and other items of interest pertaining to the Nominee for the presentation of this award)

Please return the application to the City Clerk's Office, 1735 Montgomery Street, Oroville, CA. 95965.

Deadline for submittal of applications - 1:00 p.m. - Tuesday, January 3, 2017

For this year's honor, I nominate Bud Tracy.

Not only for his steadfast persistence, vision and patience in purchasing and restoring the Oroville Inn, bringing with it community minded Northwest Lineman College students to live in, and revitalize our historic downtown. But also, for ALWAYS being a stalwart supporter of Oroville & it's economic development.



2017
Samuel J. Norris
Award for Excellence - Application

Name of Nominee for Award: Orville E. Tracy, Jr.

Address: 1453 Downer Street, Suite F, Oroville, CA 95965 (office)

Telephone Number: 530.519.1600 (Home) 530.519.1909 (Cell)

Name of Individual(s)/Organizations Nominating Individual:

Tracy Realty Company

Contact Person: Arwen Funk (Bud's daughter)

Address: 1453 Downer Street, Suite F, Oroville, CA 95965 (office)

Telephone Number: 530.854.0000 (Home) 530.854.0000 (Cell)

Nomination:

Provide information that directly indicates why the individual is being nominated for the Samuel J. Norris Award for Excellence. Include specific examples and/or events that the individual accomplished that address the purpose of this award. Please attach additional pages on 8 1/2 x 11" paper with a header indicating the name of the applicant and page number. *(If your nomination is selected by the Council, please be prepared to provide pictures and other items of interest pertaining to the Nominee for the presentation of this award)*

Please return the application to the City Clerk's Office, 1735 Montgomery Street, Oroville, CA. 95965.

Deadline for submittal of applications - 1:00 p.m. – Tuesday, January 3, 2017

Samuel J. Norris Award Application

Nominee: Orville "Bud" Tracy

Applicant: Arwen Funk, arwentfunk@gmail.com, 530.854.0000

Orville E. Tracy, Jr., or "Bud" as he is more commonly known, would be an ideal recipient for the Samuel J. Norris Award. Bud's unfailing dedication to the community of Oroville has been evident in some very significant and exciting developments for the town over the past decade. Born and raised in Butte County, Bud's family roots are deeply tied to the area. He was raised in the belief that we are all stewards of the community and we must focus our time and attention on the betterment of all, not just the enrichment of a few.

Bud's achievements in the Oroville community are many, but some of the most significant ones are listed here:

1. On November 1, 2006, Northwest Lineman College opened a new campus in Oroville, CA. They had been considering several locations across the country and they disclosed upon arriving that Oroville was not at the top of their list. But when Bud hosted them in town, he went to great lengths to show them the tremendous benefits of this amazing community. He is a real estate professional so of course he helped them visualize the economic benefits of moving NLC to Oroville including access to transportation, an employment base, affordable housing, a strong local economy and an ideal campus location. But perhaps far more importantly, he spent several days showing them and their families around and helping them to enjoy the delights of the area including fishing, outdoor recreation, abundant amenities, strong infrastructure and a community of people who wanted them around! By the end of their visit, NLC had decided that Oroville was the place to be! So they set up shop and brought with them jobs, an influx of retail spending and even created a cottage industry of housing for the students. And the level of community service that the College encourages of its students has meant that Oroville has benefited in a wide variety of ways. All because Bud recognized the great value of this wonderful institution and pulled out all the stops to show them that Oroville is the place to be!
[http://www.oroVILLEmr.com/article/ZZ/20060822/NEWS/608229986](http://www Orovillemr.com/article/ZZ/20060822/NEWS/608229986)
2. Downtown Oroville had been languishing for several years when Bud decided it needed a little attention. Often when a downtown is "reborn" this is done by bringing in national retailers (Starbucks, Pizza Hut, bookstores, chain restaurants, etc.) but Bud had a different vision. He wanted to see the downtown populated and restored by local entrepreneurs and businesspeople. Bud has been instrumental in rallying local owners and investors to renew their interest in this area. Over the past three years, there has been a significant influx of new businesses in the downtown market. Many exciting and LOCAL retailers and businesses now call the downtown their home. Family farmers, artists, retailers, salons, wine tasting, non-profit community service groups, restaurants, insurance companies and more now call the downtown home and give it a vibrant and exciting feel. If you ask Bud he'll probably refuse to take credit for it and he'll be the

first to tell you that it took many active and committed folks locally to bring this change about. But those active in the downtown market will tell you that he was a driving force behind the revitalization by his own leasing and investing efforts as well as his participation in the local ownership groups, OEA and Council meetings.

<https://www.newsreview.com/chico/downtown-o-town-explosion/content?oid=21213547>

http://www.actionnewsnow.com/news/booming-business-climate-makes-oroville-the-latest-up-and-comer-in-the-north-state/?utm_medium=social&utm_source=facebook Action News Now

3. Perhaps Bud's single biggest achievement in Oroville has been the restoration and repurposing of the Historic Oroville Inn. Few people know how long and arduous Bud's history with the Inn has been. He has followed it through absentee ownership (not his, of course), then a bankruptcy/receivership, through the City taking ownership and finally to where it is today. It was a nugget of an idea when he brought NLC to town that it could be housing for those students, but the barriers to this happening seemed insurmountable at the time. Through great perseverance and personal fortitude, Bud has fought battles behind the scenes that would have most people throw up their hands and walk away. But his belief was so strong in this project that he never gave up. The Historic Oroville Inn's restoration has already been a boon to the downtown market. Just hearing of its revitalization has created new investment interest in the area and now that it's happily filled with industrious young people learning a new trade, the downtown market is bustling and healthy. The Inn has only been occupied since Thanksgiving so it's difficult yet to determine the full and true impact that having this majestic building restored will have on Oroville's economy. But the early indications are that it is a smashing success and Bud is thrilled to have been a part of it.

<https://www.youtube.com/watch?v=Hf3Mo9ry-1M>

<http://www.actionnewsnow.com/news/developer-finalizes-purchase-rolls-out-his-plan-for-historic-oroville-inn/>

<http://www.actionnewsnow.com/videos/the-historic-oroville-inn-will-soon-be-getting-new-tenants/>

<https://www.newsreview.com/chico/restoration-oroville/content?oid=17373212>

**SEAN & LORI
PIERCE**



2017
Samuel J. Norris
Award for Excellence - Application

City of Oroville
DEC 12 2016
Administration

Name of Nominee for Award: Sean & Lori Pierce

Address: 1545 Montgomery st

Telephone Number: _____ (Home) 530-510-0095 (Cell)

Name of Individual(s)/Organizations Nominating Individual:

Kyssi Riggs the Axiom

Contact Person: Kyssi

Address: 1727 hammon ave


Telephone Number: _____ (Home) 530-693-8717 (Cell)

Nomination:

Provide information that directly indicates why the individual is being nominated for the Samuel J. Norris Award for Excellence. Include specific examples and/or events that the individual accomplished that address the purpose of this award. Please attach additional pages on 8 1/2 x 11" paper with a header indicating the name of the applicant and page number. *(If your nomination is selected by the Council, please be prepared to provide pictures and other items of interest pertaining to the Nominee for the presentation of this award)*

Please return the application to the City Clerk's Office, 1735 Montgomery Street, Oroville, CA. 95965.

Deadline for submittal of applications - 1:00 p.m. - Tuesday, January 3, 2017



THE AXIOM

1420 Myers St. Oroville Ca.

(530)533-8010

Dear Oroville City Council Members,

12/6/16

I would like to nominate, Sean and Lori Pierce for the Samuel J. Norris Award for Excellence. Sean and Lori are longtime residents and business owners. Together they have invested countless hours and monies to historic downtown Oroville, and the greater Oroville region. Their investment and remodel of the Myers/Montgomery corner building, the Grey Nurse, along with their shops have revitalized the downtown area improving the quality of life for all.

Additionally, Lori directs the Riverfront District, a network of businesses working towards the benefit of Oroville. This includes hosting events including the business scarecrow contest, annual Mile Long Yard sale, Salsa Taste-off, Fall Preview, monthly Oroville History Dinners at Mug Shots, and many more events. These events bring life, excitement and business to downtown, it gives Oroville and undeniable charm to visitors and residents. It enhances the quality of life for residents and business owners. They have created a community, their passion to see Oroville revitalized is contagious.

Lori and Sean also donate to many local nonprofits, including the Axiom. They have graciously waived event fees for us and other organizations that use the Grey Nurse for annual fundraising events, making our work, and many other organizations work possible. Additionally, Sean and Lori recently donated the fees for movie rights to the Movies for Veterans movie showing on Veterans day at the State Theater. They work to honor the veterans, residents, and history of Oroville through all they do. Sean and Lori respect the work of others and work to build bridges to make everyone successful.

Overall, just as Sam Norris did vital work to accomplish tasks that seemed daunting, so do Sean and Lori Pierce. Sam served in private and official capacity just as Sean and Lori do. Sam worked tirelessly to prepare and make the Railway through the Canyon, paving for the business district, and storm water system, Sean, and Lori honor that initial work through keeping this downtown business district alive, healthy, and moving to thriving to benefit the quality of life of all Oroville residents. Overall, I believe that there are not two other people as dedicated to improving the quality of life for Oroville residents as Sean and Lori are. They care about this community, about its people and every time I talk to them and see their passion I am filled with hope for the future of Oroville, Oroville is better because of them.

Sincerely,

Krysi Riggs



The Axiom Executive Director



RECEIVED

JAN 25 2016

CITY OF OROVILLE
BUILDING DEPT.

2016
Samuel J. Norris
Award for Excellence - Application

Name of Nominee for Award: Sean Strauss Pierce

Address: 1545 Montgomery St.

Telephone Number: 538-8342 (Home) _____ (Cell)

Name of Individual(s)/Organizations Nominating Individual:

R. Davis

Contact Person: Ronald Davis

Address: P.O. BOX 6137 Oroville, Ca. 95966

Telephone Number: _____ (Home) _____ (Cell)

Nomination:

Provide information that directly indicates why the individual is being nominated for the Samuel J. Norris Award for Excellence. Include specific examples and/or events that the individual accomplished that address the purpose of this award. Please attach additional pages on 8 1/2 x 11" paper with a header indicating the name of the applicant and page number. *(If your nomination is selected by the Council, please be prepared to provide pictures and other items of interest pertaining to the Nominee for the presentation of this award)*

Please return the application to the City Clerk's Office, 1735 Montgomery Street, Oroville, CA. 95965.

Deadline for submittal of applications - 4:00 p.m. - Friday, March 4, 2016

for
the Samuel J. Norris Award for Excellence
2016

CITY OF OROVILLE CALIFORNIA

★ ★ ★ ★ ★ ★ ★ ★ ★ ★ ★ ★

I hereby nominate Sean Shaun Pierce of 1545 Montgomery St.

to receive this years award.

~~Shaun~~ ^{Sean} has, I believe, done more than anyone else
to help Oroville improve METAL WORK'S
His company has employed many in the craft of
fabricating works in metal, some of which bring art
to the community. Every job counts for Oroville.

Shaun has worked tirelessly to rehabilitate
downtown buildings, such as the old Grey Nurse
Hardware store, and the 1935 Montgomery St. Bldg.
Known as "The Washington Block"

This historic bldg. on the corner of Montgomery St.
and Meyers St. is at our city's heart. I have waited
years to see it restored and am thrilled to see it
be spiffed up. It's turn around time for downtown!

Oroville now has a wonderful party place to
rent at the Grey Nurse bldg. It's fantastic inside!

Respectfully Submitted by,

Ronald Eugene Davis

P.O. Box 6137

Oroville, Ca. 95966

**ALBERTA
TRACY**



City of Oroville

FEB 18 2016

Administration

2016

Samuel J. Norris
Award for Excellence - Application

Name of Nominee for Award: ALBERTA TRACY

Address: Ehmann Home - Saturdays 11-3 1480 Lincoln St.

Telephone Number: _____ (Home) 877-7436 (Cell)

Name of Individual(s)/Organizations Nominating Individual:

(Gail D'Arcy) Very active in community esp. B.C.H.S.

Contact Person: GAIL D'ARCY

Address: 1450 5th AVE, OROVILLE CA 95965

Telephone Number: 532-1184 (Home) 403-0880 (Cell)

Nomination:

Provide information that directly indicates why the individual is being nominated for the Samuel J. Norris Award for Excellence. Include specific examples and/or events that the individual accomplished that address the purpose of this award. Please attach additional pages on 8 ½ x 11" paper with a header indicating the name of the applicant and page number. (If your nomination is selected by the Council, please be prepared to provide pictures and other items of interest pertaining to the Nominee for the presentation of this award)

Please return the application to the City Clerk's Office, 1735 Montgomery Street, Oroville, CA. 95965.

Deadline for submittal of applications - 4:00 p.m. - Friday, March 4, 2016

ALBERTA - BUTTE CO. HISTORIAN
PORTRAYS MANY HISTORICAL CHARACTERS
TEACHES & LECTURES
VOLUNTEER & ORGANIZER EHMANN HOME
INSTRUMENTAL IN STARTING
SAVE OROVILLE TREES

LOREN GILL

MAR 03 2016



**2016
Samuel J. Norris
Award for Excellence - Application**

Name of Nominee for Award: LOREN GILL

Address: 1673 BALD ROCK RD., BERRY CREEK
95916

Telephone Number: 589-3807 (Home) 990-5494 (Cell)

Name of Individual(s)/Organizations Nominating Individual:

Contact Person: DON NOTBLE

Address: 145 CANYON DR. OROVILLE 95966

Telephone Number: 589-2663 (Home) 990-2987 (Cell)

Nomination:

Provide information that directly indicates why the individual is being nominated for the Samuel J. Norris Award for Excellence. Include specific examples and/or events that the individual accomplished that address the purpose of this award. Please attach additional pages on 8 1/2 x 11" paper with a header indicating the name of the applicant and page number. (If your nomination is selected by the Council, please be prepared to provide pictures and other items of interest pertaining to the Nominee for the presentation of this award)

Please return the application to the City Clerk's Office, 1735 Montgomery Street, Oroville, CA. 95965.

Deadline for submittal of applications - 4:00 p.m. - Friday, March 4, 2016

Samuel J. Norris Award Nominee:

Loren Gill

Soon after my appointment to the Board of Directors for the Feather River Recreation and Park District in 2013, it became apparent that fellow board member Loren Gill was the absolute best source of information to bring me up to speed on so many different issues. He was immediately generous in sharing his time with me, walking through our parks, sharing his vast knowledge (and love for) the flora and fauna, what plants and trees belong, etc.

Since then, I have gradually become aware of the amazing number of different roles this soft spoken, modest man has played in improving the quality of life in the Oroville area over many years. That he has contributed so much time, wearing so many different hats, is to me truly amazing.

Mr. Gill was a successful electrical contractor for many years in the San Francisco Bay Area. In 1969 he and his wife, Sharon, invested in some property in Berry Creek, which they used as a vacation getaway. Finally, in 1990 they were able to make Berry Creek their full time home.

While Berry Creek has been home for the Gills all these years, they have had a strong connection with Oroville, adopting it as their hometown. Owning and managing commercial rental properties in town brings them “down the hill” on a daily basis, as do all the many volunteer activities.

Mr. Gill served on the Feather River Recreation and Park District Board of Directors for over eight and one half years, which is a huge demonstration of his dedication to the community in and of itself. Even after his departure from the Board at the end of 2014, Loren continues to pay attention, attend meetings, and provide expertise to the board and general manager.

While I know he is proud of being a supporter of the purchase of the Oroville Gymnastics Academy in 2010, I personally most admire the part he played, along with others, for literally saving the FRRPD by pulling it back from the brink of insolvency in the summer of 2013.

Also, Loren:

- Was instrumental in starting and running the Wild Flower Festival.
- Participated in many river cleanups.
- Consulted on Native Plant Projects (and helped with the planting) at the fish hatchery, River Bend Park, and the Dam Overlook at Kelly Ridge.
- He was a charter member of the Feather River Nature Center and Native Plant Park, serving either as president or vice president through most of its entire history; the park transforming a “Hobo Club Med” to a wonderful park and learning center for all.
- Served on the committee that started the Salmon Festival, and for several years was in charge of the Salmon Festival Dinner.
- Spent six years as a primary negotiator for the licensing of DWR’s Oroville Dam and facilities, and got interim projects approved.
- Helped gain approval for improvements at Foreman Creek on Lake Oroville, including shade structures, picnic tables, a toilet facility, pole stoves and interpretive signage. (All to be completed upon DWR’s signing of their license with the Federal Energy Commission).
- Supported the Riverbend Park Interim project.
- Served on the city’s last general plan committee.
- Has twice served on the Supplemental Benefits Fund Steering Committee, and twice was its chairperson.
- Is an active member of the Butte Co. Historical Society, California Native Plant Society, the Masons, and the Native Sons of the Golden West.
- Served as a member of LAFCO .

- Was instrumental in establishing the Lake Oroville chapter of the National Wild Turkey Federation.
- Is currently serving on Oroville's Urban Forest Advisory Committee.

While Mr. Gill's involvement in Berry Creek may not be pertinent to his contributions here in Oroville, it does testify to his general passion for community volunteerism. He serves as chairman of the Berry Creek Citizens Association, and worked for 17 years to establish a park there (now finally a reality, thanks in no small part to his efforts). He is a member of the Berry Creek Fire Safe Counsel, and was the coordinator of the Chipper Program. In addition, he was instrumental in starting the Berry Creek Berry Festival, and was its chairperson for 13 years.

It's hard for me to imagine a more deserving recipient of the 2016 Samuel J. Norris Award for Excellence!

Please feel free to contact me with any questions.

Sincerely,

Don Noble

noblhaus@sbcglobal.net

(530) 990-2987

**JAMES “JIM”
CHRISTENSEN**

Eric L. Zancanella
361 Buckboard Pkwy
Oroville, CA 95966
589-7917

City of Oroville
DEC 27 2016
Administration

Updated: December 26, 2016
Updated: January 06, 2015
Original: December 19, 2011

RE: SAMUEL J. NORRIS AWARD FOR EXCELLENCE ~ JIM CHRISTENSEN

I nominate well-known **Jim Christensen**, for Oroville's Samuel J. Norris Award for Excellence. In his 47+ years in Oroville, and the 24 plus years I have known him, I believe that Jim meets the Oroville City Council's award criteria. Christensen's music leadership in the city improved our community's quality of life, provided significant service and positive leadership for Oroville, and he inspired others to do likewise.

A SHORT BIOGRAPHY Jim spent 22 years in public school music education (16 in Oroville), and then 20 plus years in Butte County's Assessors Office before he retired in 2007, but he stayed involved in music. Jim played with fellow musicians the mid-1980s in Oroville's Bird Cage musicals, which led to a new music leadership contribution. Out of the part time pit bands, players created the full-time **Oroville Community Concert Band (OCCB)**, and Christensen was asked to conduct its first 23.6 years.

When the Oroville Community Concert Band formed in 27 May 1992, the word spread to local musicians to join, and Christensen also tapped former students to help grow the group. By mid-August the band's roster listed 41 people. Less than a year later, under OCCB's sponsorship, the **Oroville Community Chorus (OCC)** began.

BANDS IN OROVILLE Our community has a history of bands representing the city. Prior to Oroville's 1906 incorporation there were at least two Oroville city bands, the Oroville Concert Band, and the Excelsior Brass Band. I believe Jim's OCCB and OCC, for **23.6** years (Jun 1992 – Feb 2016), has carried on that music tradition with a large local impact. Jim Christensen was the leader and the driving force behind that success.


NORRIS AWARD CRITERIA AND OCCBAND GOALS The band is a non-profit, self-governing organization of professional and non-professional musicians. OCCB governance furnished constitutional guidance for its music organizations, and Jim Christensen proceeded firmly to lead, and put his stamp on the groups' character to accomplish that direction. Jim's achievements will be illustrated through his accomplished band goals, which also serve to fulfill the Norris Criteria.

Norris Award Criteria


1. **Improve quality of life** for our community through music and performing arts.
2. **Provide significant service** and positive **leadership** for Oroville's music culture.
3. **Inspire others** to do likewise in music and performing arts.

The OCCB Goals

1. **Provide** a leisure time **recreational activity** for musicians.
2. **Provide and maintain musical growth** and development for its musicians.
3. **Offer concerts and performances** to local audiences and to regional non-profit organizations for national holiday celebrations, charitable benefits, or other occasions.



The Oroville Concert Band ca. 1890.



Oroville's Excelsior Band ca. 1900.

1. PROVIDES RECREATIONAL ACTIVITY FOR MUSICIANS & SINGERS

OROVILLE'S MUSIC COMMUNITY

Music Culture American culture, like in most other cultures, enjoys many genres of music. The Oroville community also enjoys music, whether making it or just listening! Our local school boards have formally set the base for it. Over many decades, beginning the early 1900's, school districts in Oroville's locale have traditionally supported music curricula and programs for students. Two generations of this author's family are proud products of that. Beyond school music country wide, there are all-sized amateur groups filling music niches outside of professional organizations, and Oroville has some of those.



Two Prime Directives The existence of Oroville's amateur Community Band and Chorus serves two main purposes for its part of the music community, or music culture in Oroville.

To provide an outlet for musically gifted folks to congregate, share, and utilize their gifts with like-minded people.

To perform for the public. The natural flip side of these collective gifts is to share them with people who enjoy listening to music.

Oroville's two music organizations practice once a week, ten months a year, and both have been led by Jim Christensen. The groups provide supplemental challenges beyond the local school programs, raising the experience level for the

performers and for our local audiences.

MORE ON THAT MUSIC COMMUNITY

One huge example of our music community rose out of the creation and experience of Oroville's **Bird Cage Theater**. It opened in the 1983-84 season, and showed that the community had a wealth of performing arts talent before OCCB and OCC existed. Bird Cage Theater not only drew multi-talented, performance-loving folks from the greater Oroville area for its plays, but also for its eight-straight successful **Broadway musical productions** each spring from 1986 to 1993.

All eight productions required five shows in two weekends with four months' preparation, and all the casts routinely numbered 40-70. Cast children were welcomed as additional "live props", and even given minor scene actions. That is a significant amount of Oroville amateur commitment, and much public exposure.

Bird Cage originally drew Oroville's talent out, and OCCB-OCC benefited from that pool of folks wanting more, something year around. When Bird Cage took a break after eight musicals, that restless talent quickly created OCCBand and Chorus. At least **97** former cast members soon joined the new band and/or chorus.

Since 1983, Oroville has experienced more than three decades of performing arts talent having access to adult venues for their acting and musical gifts. Jim Christensen led instrumental and choral forms of it for 23.6 years.

OROVILLE AREA AUDIENCES

More than two decades of OCCB/OCC music offered during two hundred and twenty-one performances by Jim's combined ensembles, often 12 times a year, illustrate the community has enjoyed what Christensen presented. The positive and warm vocal reception from audiences, and Jim's relaxed rapport and repartee with them, demonstrated a special music relationship is certainly in our town.

Affordable, local, live entertainment meets a need in Oroville, and Jim Christensen continually, year after year, gave the community live entertainment. Jim's effort has been a long-time contribution to the city's quality of life, both for music performers, and for audiences. That effort doubly qualifies as significant service and positive leadership for Oroville's music culture.

2. PROVIDES MEMBERS WITH MUSICAL GROWTH AND DEVELOPMENT

A VERY LARGE COMMUNITY OF PERFORMERS

Volunteer Community Band and Chorus performers range in age from teens to senior citizens, come from all walks of life in Butte County, and produce at a high level of achievement. Membership in each group is 45-60 individuals yearly.

More than two decades of locals performing is not just about a few people. By 31 December 2016, **336** folks participated as Community Band musicians, and **397** as Community Chorus, of which (**42**) crossed over from the band.

Additionally, there were **233** guest invitations to performers associated with groups outside of Community Band/Chorus, (180 young folks and 53 adults). Disallowing cross over guests who were also OCCB-OCC, or later became members, at least **882** different people have performed in our concerts.

A solid **core of volunteer performers** over time have provided continuity, despite natural turnover from 1992. In the **band**, **48** people stayed from 5-9 years - some of them who were youngsters. There have been **24** people with 10-19 years' experience, and **23** with over 20 years (**11** for all twenty-four years). In the **Chorus**, **67** singers stayed 5-9 years. There have been **34** with 10-19 years' experience, and **04** with over twenty years (**01** with all twenty-three years).

GENERAL GROWTH AND DEVELOPMENT

Variety Challenges Significant service and positive leadership was a constant theme in Jim Christensen's tenure as director. During 23.6 years, the two groups were exposed to **a wide variety of music styles and genres**, in over **600 pieces of music**, broadening the confidence and experiences outside of performers' comfort zones. The variety also kept things fresh, challenging, and interesting for long time members who anticipated that approach.

Some may have noticed that band members get up during a concert to augment the OCChorus, and because they want to sing. **Forty-two** musicians have done so since 1993. The band even provides its own small ensemble of "band singers" when called for in a concert band number. One piece, *South Pacific*, required 15 musicians to stand and sing together. And over the years, individuals from these two groups have occasionally given back to the group that helped launch us; they participate in **Birdcage Theater** plays or its musicals.


Cross Performing For musicians to also sing, when necessary, is part of the continued growth and development that Christensen encouraged from his very talented band members, especially when the chorus needs additional voices. It had been evident since the band's 1992 beginnings that many of its musicians had already partaken in a wide variety of musical experiences prior to the band, like singing, dancing, and acting in Birdcage, or in church musicals, for example, and the extra challenge helps to keep multi-talented folks musically stimulated.

YOUTH GROWTH AND DEVELOPMENT

Overview During 23+ years, **272** youth performed with us. At least **105** played in **band**, or **31 %** of all bandmen, and **167** other youth gave guest performances.

The OCCBand attracts members by invitation to local musicians, through music teachers' recommendation of students, as several those teachers perform with the band. For the youth that come, the opportunity for elementary, middle school, high school, and college students to practice and perform with the adult groups supplements their music education, and is an incentive for excellence in musical studies. **twenty** of the teenagers have played five-ten years with us before moving on, and maybe coming back later, say, after college or the military.

The chorus and band are mostly adult volunteers, but from the very beginning Jim Christensen encouraged the recruitment of young music talent from both middle schools and high schools. Jim knew, from his background in school music, that there are gifted youth in our community who would welcome the challenging opportunity to perform with talented adults. His tapping the local teenaged talent pool also helped to fill positional needs when adult volunteers were scarce, particularly in the band.



Oroville Community Concert Band members Trevor Clark ^{tuba}, and Zachary Tweedt ^{trombone} participated in the 50th annual Nor Cal Honor Band at Chico State University. Both young men attended Las Plumas High School as members of the Las Plumas/Oroville High School Alliance Band. (Photo from Oroville Mercury-Register, 13 Feb '12)

Music Skills Are Life Skills Performing music is not just an enjoyment. For our young society members, it is a **mentally rigorous** and **disciplined endeavor** that routinely reinforces the skills of **cooperation**, **teamwork** and **self-sacrifice** to produce the desired communal sound. These are two important skills needed for families, employment, and communities in general. Athletes are taught these things, seasonally, but music organizations are generally a **year-round discipline**.

Family Time The invited youth **brought families together from two or three generations in quality time as musicians or singers**. There are at least **thirty-four** combinations: Bates, Bingham, Boston, Bronson, Bufford, Chollet, Christensen, Clay, Connell, Enget, Ferretti, Fox, Goodwin, Graves, Hamilton, Hemmen, Henneker, Libby, Lienhard, Lindberg, Love, Miller, Ramirez, Rogers, Root, Shearer, Speer, Tamori, Taylor, Turnbough, Whiteside, Wilson, Wolcott, and Zancanella families.

Quality Music Influence This is not a complete list of the youth who have served OCCB faithfully. It is, however, enough to show Christensen's commitment to Band and Chorus to continually draft, or encourage young music students; part of his ongoing plan to promote a quality music influence, and provide significant service and positive leadership in the Oroville community.

POSITIVE LEADERSHIP

An Overview Jim Christensen brought much mature leadership to our large groups. In addition to driving us, and demanding our best in preparing for concerts, he strived to keep a balance of discipline and fun in our work, both in practice mode and performances, so we didn't lose our passion for music. His leadership style was to give us praise when we deserved it, and to push us towards perfection when we were struggling with the technical difficulties in a piece.

Behind the Scenes There was more to Jim's band/chorus leadership than "up front" on the podium. His behind-the-scenes efforts had always been equally important to building and maintaining the organization to make us the best band we could be. A deeper look at Jim's contributions is seen through the comments from charter band member and trumpeter, Loren Fox, in 2008.

"The band most likely would not have lasted all the years without his leadership and hard work. He has motivated us and challenged us. His knowledge of just how far to dangle difficult music in front of us making us strive a little harder each year has been remarkable."

"Leading a bunch of goof off trumpet players is not easy. He knows how to let us have fun [in rehearsal]. Only rarely has he ever had to put his foot down, and then it has always been at the right time and for our own good. He has a keen sense of how far he can push the band."

"It is quite an extraordinary group [he] assembled. There always seems to be someone that will step forward to sell tickets, set up chairs, move band equipment and risers for concerts, organize music etc. And when nobody has been able to help – he has just done it by himself."

"To have such a diverse group of people with so many different personalities and ages get along for so many years, continuing to grow each year is really rather remarkable. Jim gets much of the credit, as he has been responsible for setting the tone of the rehearsals making each one special and fun."

"It has been wonderful the people that Jim has been able to attract to the band. Look at how many years Jim Moll has been supportive of us. Would he have continued if Jim C. were difficult to work with? Would Karen [Finley] be where she is today if Jim hadn't been there to help? Would Karen work year after year with Jim if he weren't a marvelous human being to be with? How many people have ever left the band because they didn't like Jim? Jim had a dream of what we could become that was far beyond what most of us could have imagined. One wonders where we will be 15 years from now?"

Jim's Praise to The Groups After A Recent 4JULY Concert

"To the greatest musicians in Norther California,

Words cannot express the 'high' I experienced [for recent 4July gigs]. It was a real joy to stand before you and watch and listen to the responses of my direction. I hope you enjoyed the performances as much as I did.

A gentleman came down to the stage and said, 'I've been coming to these concerts for 17 years and this was the best one yet!' If we can elicit comments like that, you must be doing everything musically correct and with spirit and emotion."

3. OFFERS CONCERTS AND PERFORMANCES REGIONALLY

What follows is an attempt to condense Christensen's compliance with the band's third and last "directive": to offer concerts and performances to regional non-profit organizations for national holiday celebrations, for charitable benefits, or other occasions. This history will demonstrate that Jim Christensen clearly met the intent and purpose of that directive. It, too, overlaps with the Norris Criteria. Christensen's OCCBand and OCChorus services provided not just for Oroville, but for the music quality in Butte County, and other communities as well.

CHRISTENSEN'S ROLE

It is important to point out that Jim Christensen, from 1992-2007, had a full-time county job. It was a labor of love to volunteer his leadership for the groups. His hours, at times, must have reached the level of a second full time job.

Fulfilling the OCCBand's "prime directives" was what Jim had been doing in his **221** concerts from 1992, either through his own ideas and contacts, or suggestions from others. Regardless, it was always his initiative to plan the music lists and then learn the nuances of each piece before directing, rehearse the group(s), coordinate our appearances with host organizations, arrange for rehearsal facilities, coordinate the storage and transport of equipment, and to recruit labor from the groups for stage set up and take down for performances.

Running both groups took a toll on Jim Christensen in his 70's. Band and chorus folks decided he needed help to carry the loads that leadership brought. Beginning early 2014, many tasks he handled mostly alone for years, were divided among members to ease his burden.

Sadly, nearing 75 years old, and amid health concerns after almost 24 years of conducting, Jim chose to resign as Director on 17 December 2015. The baton Passed to two qualified folks from the band, but charter member Jim will remain an OCCBand musician, and may be called upon to guest direct some numbers.

NINETEEN YEARS OF FUND-RAISING CONCERTS FOR THE STATE THEATER

The summer of 1992, a public meeting at the **Oroville State Theater** discussed the "fate" of the building, and Jim Christensen volunteered the OCCBand and

OCChorus to do **benefit concerts** to help keep the theater alive. From January 1993 through 2011, the band and chorus performed **83** such annual fund raising concerts, that included the **Winter Festival**, and **July Fourth** concerts, fostering both patriotism and pride, and the **Christmas** concerts.

The fund-raising link with the State Theater lasted **19** years. With PIC's demise, the State Theater went back to city control sometime in 2011. Our two groups continue to present the annual Winter Festival, 4JULY and Christmas concerts there, but in a new arrangement, we now rent the use of the building.

FUNSD RAISING, OR MUSIC AWARENESS FOR SCHOOLS

OCCBand has participated in public concerts to raise funds, or awareness, in support of the music education programs of Berry Creek Elementary, Biggs High School, Concow Elementary, Durham High School, Las Plumas High 50-year Reunion, Nelson Ave School (2), Oroville Christian School (17), Palermo Middle School, Paradise High School (13, one of which was patriotic), Saint Thomas Catholic School (6), and Yuba City's River Valley High (2). OCCBand has also been the graduation band for (8) Oroville Adult Education Commencements.

Of special interest to the band is its involvement with **Oroville Christian School (OCS)**. OCS initiated fund-raising concerts in loving memory of two of its teachers, Marlys and Bill Henneker, after their deaths in 1999 and 2000. The couple was also OCChorus and OCCBand members. Marlys had retired, and Bill was the OCS bandleader. Jim Christensen and another bandsman soon volunteered to help keep the OCS music program afloat by teaching and directing as they could.

OCCB has performed in **17** of those fund-raisers since 1999 for the school's music program. During the concerts, OCS band students join with OCCBand for one number. To date **99** young musicians have played with OCCB in this way, and **13** of them became full time members of Oroville Community Concert Band/Chorus.

PATRIOTIC CONCERTS

From 1993, OCCBand has performed **69** patriotic concerts, and (48) were **July 4th** concerts. **VFW Gridley** invited us to play their VFW Hall, or the cemetery (17). The others were once each at Paradise, Gold Country Casino concert after 9-11-01, a large Gridley church picnic a few years later, and in 2011 at Oroville for a 9-11 **10 Year Remembrance**.

GENERAL CONCERTS

One month old, OCCBand first performed downtown at Bird and Meyers, entertaining at summer street concerts for **Oroville's Farmers' Market**, and again in 1993. April 1993 the band played a Benefit Concert at the Oroville Nazarene Church, for the **Scott Damon Leukemia Fund**.

OCCBand has played **21** years during **Feather Fiesta Days**, performed at Richvale's **Centennial**, and in **Chico** for Christmas at the mall, and a **California DMV Regional Picnic**. OCCB helped celebrate the **Butte County Library** system's 2011 Centennial at Oroville, and the 2014 reopening of the Oroville branch. Other Oroville shows include an **Oroville Municipal Airport Fly-in**, the **Butte County Fair**, an **Oroville Expo** at Municipal Hall, a **Wal-Mart** Grand Re-Opening, and for the **Oroville Soroptomists**. The band also played for **Oroville's 2006 Centennial**.

Jim Christensen got the band invited to five public **community bands festivals**, two in Carmichael, and three in San Francisco, featuring one band after another over a weekend. The **13 Paradise High School concerts** also included the participation of other community bands, one after another.

4. INSPIRES OTHERS TO LEADERSHIP IN MUSIC & PERFORMING ARTS

In addition to encouraging performers to become confident and proficient in their music craft, Jim Christensen has also inspired and encouraged some of those folks to direct the band and chorus. He has also convinced some of them to share and direct their own written music with OCCB. Over the years, there have been more than a few members who were school band directors, or folks who lead church choirs that Jim persuaded to lead OCCBand and/or OCChorus.

GUEST CONDUCTOR, OCTOGENARIAN CECIL FOX

Christensen, and band's Loren Fox, felt it was a great idea to have Loren's dad, Cecil Fox, guest direct "The Stars and Stripes Forever." As a teen-aged trumpeter, Cecil performed the march while John Phillip Sousa conducted Fox's high school band on two occasions. Cecil directed the piece five straight seasons (1995-1999) twice a year for July Concerts, once in the 1997 Winter Concert, and once at our 1996 Palermo School concert; a total of thirteen guest performances.

MORE OCCB-OCC GUEST CONDUCTORS

Since 1992, the band has always had some director-qualified musicians. Winter Concert 1996, Jim Christensen began using those resources to lead pieces with band or chorus. Eleven bandsmen stepped to the podium to direct through 2014, and some have done it in more than one year: Bob Brown (7), Dave Chollet (4), Bob Christensen (3), Karen Finley (12), Bob Goodwin, Bill Henneker, Jim Henneker (2), Bob Schofield, Jeff Stratton, Ron Wolcott, and Dick Zancanella (6).

Karen Finley, was a clarinet-playing pupil of Jim's when he directed Oroville's High School band, and she was a longtime OCCBand/OCChorus member. Karen's love of band and choral music, and Jim's tutelage and encouragement, made the progression to a leadership role inevitable. She led a chorus with band

number in the 1998 4July Concerts, and then took over the chorus direction from Christensen full time beginning autumn of 1998, and continued with the band and chorus through the July Fourth Concert 2009 when she retired from the activity.

Musician's Own Works Early on, **David Chollet**, lead the OCChorus for four seasons. Chollet conducted the premier performance of his 1960's band piece, **Encore for Symphonic Band** for Winter Festival Concert 2011. OCCBand has played a portion of another Chollet piece, **Feather River Suite**.

For 4July Concerts 2009 and 2015, **Dick Zancanella** handled all the band direction. Like Jim, Dick the musician, always managed to sing in the chorus when he is not directing. Zancanella has also written or adapted music for the band.

Laurel Ferretti, was an Oroville Christian School teacher when OCS band teacher Bill Henneker died. OCCB's Jim Christensen and Kevin Bertis volunteered to help keep the OCS music program afloat with Bill gone. Soon, Ferretti, volunteered to lead full time, and the OCS band torch was passed to her for the 2001-02 school year. Laurel has since learned to play flute in the OCCBand. She had this to say:

"I met Bill [Henneker] when I was teaching 5th grade... at OCS. All 5th graders at OCS [had] to take band... I didn't have any band experience so I thought, 'If 5th graders can do it, so can I.' I fell in love with the band and learned... much from Bill [who] introduced to the Community Band..."

My kids and I had no idea [we'd] only have Bill for a year and a half. He suffered a heart attack [Thanksgiving 2000] and died a month later... Without Bill, the OCS band... would have come to a screeching halt if Jim Christensen had not stepped in. He arranged his work schedule so that he could come and lead advanced band every morning at 7:30. He encouraged me, and we made it through to the end of the school year... After that, I felt like I had enough experience to attempt to keep the program going.

... it has been [many seasons] and the program is still... strong. Without these wonderful people in my life, I might have never discovered the joy of band for myself and family."

JIM'S STINT AT THE STATE THEATER PERFORMING ARTS CENTER

Late 2008, Oroville and Butte County's **Private Industry Council (PIC)** determined the **Oroville State Theater Performing Arts Center** would be better served if its management passed from the city to PIC by January 2009. The city provided part time theater management, but PIC would be full time and get more funding.

PIC convinced recently retired Butte County employee, Jim Christensen, to become the full-time theater manager starting 24 November 2008. In addition to maximizing the theater's availability for performing arts, PIC wanted to use the facility to train adults and local college students in skills of "performing arts center management", much like it already had for students of restaurant management and cooking skills at PIC's **Checkers** restaurant in Oroville.

For just over two years, until the demise of PIC, early 2011, Jim managed the theater through its many music programs offered to the public, and mentored young folks trying to learn the behind-the-scenes management of the theater. The OCCB/OCC Christmas Concert of December 2011, though no longer on staff, some of those young people were working behind the scenes at the State Theater.

5. ENVOVLED IN MUSIC THERAPY See attached Chico ER news article at bottom

Several times a week, for two years, Jim Christensen has traveled to Work Training Centers of Oroville, Paradise, and Chico. He shares "... something he has loved all his life with people who might not... have the opportunity to hear music."

He has no training in the "music therapy" he brings to developmentally disabled adults, using CD recorded artists. "I try and get them to vocalize their feelings. Some will, some won't or can't. A smile appears once in a while, and it feels good to me, right in the heart."

"Sometimes, he sees a different kind of breakthrough. 'Maybe they haven't responded at all, and then one time, I'll see it in their eyes, their facial expression changes. They can't vocalize it, but I get a signal. Some really do know the, and what I really like is when I can read their lips.'"

6. CONCLUSION

Oroville created the Samuel J. Norris Lifetime Achievement Award to recognize a citizen who positively affects our community. All the foregoing material has shown that **Mr. Jim Christensen** meets the award's criteria listed below.

NORRIS AWARD CRITERIA

1. Improve our community's quality of life... *through music and performing arts.*
2. Provide significant service and positive leadership... *for Oroville's music culture.*
3. Inspire others to do likewise... *in music and performing arts.*

I respectfully request that Jim Christensen be considered for the Norris Award for leading and influencing Oroville's music community for more than twenty-three years.

In Jim's Honor,

Eric L. Zancanella

Oroville Community Concert Band & Chorus Historian

Oroville raised and educated (53+ years resident from 1949). Credentialed Teacher 38+ years. Lt. Colonel (Ret). USAR, 29 years. Trumpet Player 64+ years, local church choir 32+ years, OCCBand 24+ years, Bird Cage Musicals 5 years, and OCChorus 2 yrs.

[A brief background story of Jim Christensen from Chico ER]

Clipping Provided by Eric L. Zancanella Feb 2016

Oroville Community Concert Band director makes a change

By Mary Nugent, *Chico Enterprise-Record* POSTED: 02/19/16, 4:08 PM PST | UPDATED: 8 HRS AGO

Chico >> Jim Christensen of Oroville has been the sole director of the Oroville Community Concert Band since 1992. In fact, he has been the only director. Now, he is stepping down.

But he's not leaving the band, of which he is a charter member. "Oh no, I'm going to stay and play my saxophone," he said. "I'm just going to leave arranging concerts to someone else now."

He will direct his final musical piece during a concert on Feb. 27. "It will be our 24th annual Winter Festival Concert. They have asked me to direct the first number, one I've done many times. It's "Overture in B Flat." And then, I'll pass the baton off to one of the other conductors."

Two band members will now share the job of director. "I think my announcement was a surprise to the board of directors and the rest of the band," he said. "But it is fun just playing in the band now."

Christensen, 74, has lots of memories of the band, but a few stand out. "We were invited to apply to play at Spreckels Temple of Music in Golden Gate Park. The first time they had the event was in 2007. We played then, and again in 2010 and 2013. We went down there on a bus and it was a great experience every time."

Band members have become friends through the years. "If we weren't friends, we couldn't have much of an organization. Some of them are former students of mine, and some are their parents. Some come from as far away as Belden and Browns Valley to play in our band in Oroville."

He also directed the Oroville Community Chorus from 1996 to 1999.

Christensen was the music instructor at Oroville High School, retiring in 1985. In 2009, he went to work as full-time manager of Oroville State Theater Performing Arts Center. A program of the Private Industry Council, funding was cut in 2011, and so was his position.

MUSIC THERAPY

Several times a week, Christensen travels to Work Training Center sites in Oroville, Paradise and Chico. He makes the trips to share something he has loved all his life with people who might not often have the opportunity to hear music.

He calls it music therapy, although he acknowledges he has received no training or taken courses in the subject. What he does is bring music to adults with developmental disabilities. He uses a CD player to share music, playing CDs of Elvis and other famous musicians the Work Training Center clients might recognize.

He's been sharing music this way for two years, and it all started at the suggestion of a band member who also had an adult child in the Work Training Center program.

"I try and get them to vocalize their feelings. Some will, some won't or can't. A smile appears once in a while, and it feels good to me, right in the heart," said Christensen on Wednesday, before he led a class at the Joe McGie Center in Chico.

Sometimes, he sees a different kind of breakthrough. "Maybe they haven't responded at all, and then one time, I'll see it in their eyes, their facial expression changes. They can't vocalize it, but I get a signal. Some really do know the songs, and what I really like is when I can read their lips."


Chuck Unruh is an instructor at the Joe McGie Center. "It's great when they (clients) will interact or sing. Some even dance," he said. "They like it when Jim comes."

Christensen enjoys it, too. "It's not a job. They pay for my gas, but I do this because I want to."

Music has nearly always been part of his life. He said he started playing the saxophone in 1949, when he was in the third grade. He played the oboe in high school and at University of Nevada, Reno.

Besides the Oroville Community Concert Band, Christensen plays the saxophone in the Paradise Community Band and the Paradise Big Band.

"My favorite kind of music is Big Band music like Tommy Dorsey, Glenn Miller, Benny Goodman. Those kind of people lit a fire under me."



A musician nearly all his life, an animated Jim Christensen brings music therapy on Wednesday to the Work Training Center's Joe McGie Center in Chico.



2016
Samuel J. Norris
Award for Excellence - Application

City of Oroville
FEB 01 2016
Administration

Name of Nominee for Award: James (Jim) Christensen

Address: _____

Telephone Number: (530) 589-2869 (Home) (530) 680-8591 (Cell)

Name of Individual(s)/Organizations Nominating Individual:

Jim Moll

Contact Person: Jim Moll

Address: 1891 Robinson Street

Telephone Number: (530) 534-8021 (Home) (530) 370-1273 (Cell)

Nomination:

Provide information that directly indicates why the individual is being nominated for the Samuel J. Norris Award for Excellence. Include specific examples and/or events that the individual accomplished that address the purpose of this award. Please attach additional pages on 8 ½ x 11" paper with a header indicating the name of the applicant and page number. *(If your nomination is selected by the Council, please be prepared to provide pictures and other items of interest pertaining to the Nominee for the presentation of this award)*

Please return the application to the City Clerk's Office, 1735 Montgomery Street, Oroville, CA. 95965.

Deadline for submittal of applications - 4:00 p.m. – Friday, March 4, 2016

Jim Christensen

Jim Christensen has kept music and interest in the arts alive in Oroville by organizing and directing the Oroville Community Concert Band and Chorus for more than two decades.

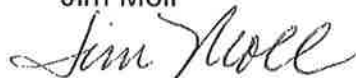
The Band and Chorus have been performing at the State Theatre since the early 1990's. Jim has conducted more than 170 performances, including 83 benefit concerts for the State Theatre. Under his direction, the band and chorus have also been Ambassadors for our community with performances at the Chico Mall, Golden Gate Park in San Francisco, band festivals in Carmichael, the 2006 Oroville Centennial Celebration, 20 plus years of Feather Fiesta Days concerts as well as benefit concerts at local schools.

Jim encourages young musicians to be part of the Band and Chorus program. Over the past 20 years, more than 50 students have joined the band, including more than a dozen parent-child combos.

Jim has helped improve the quality of life in Oroville through music and the performing arts. Band and chorus members are extremely loyal to Jim and his leadership. He has provided a vibrant element to our community providing entertainment to literally thousands of people.

The Sam Norris Award is an award for Excellence and for making a difference in our community. Jim Christensen has done that many times over.

Jim Moll

A handwritten signature in cursive script that reads "Jim Moll". The signature is written in black ink and is positioned below the printed name "Jim Moll".



2016
Samuel J. Norris
Award for Excellence - Application

RECEIVED

FEB 23 2016

Name of Nominee for Award: James R. Christensen

Address: 12 Sturgeon Ct., Oroville, CA 95966

Telephone Number: 530-589-2869 (Home) 530-689-8591 (Cell)

Name of Individual(s)/Organizations Nominating Individual:

Eric L. Zancanella, Oroville Comm. Conc. Band 3/4 Other member

Contact Person: same

Address: 361 Buckboard Pkwy, Oroville, CA 95966

Telephone Number: 530-589-7917 (Home) _____ (Cell)

Nomination:

Provide information that directly indicates why the individual is being nominated for the Samuel J. Norris Award for Excellence. Include specific examples and/or events that the individual accomplished that address the purpose of this award. Please attach additional pages on 8 1/2 x 11" paper with a header indicating the name of the applicant and page number. (If your nomination is selected by the Council, please be prepared to provide pictures and other items of interest pertaining to the Nominee for the presentation of this award)

Please return the application to the City Clerk's Office, 1735 Montgomery Street, Oroville, CA. 95965.

Deadline for submittal of applications - 4:00 p.m. - Friday, March 4, 2016

I would like to nominate Jim Christensen for the Samuel J. Norris Award for Excellence. Jim has been the Oroville Community Concert Band (OCCB) for the past 23 years. He has just recently stepped down as director but has joined in as a musician on his Alto Saxophone. Jim has given to our community in a huge way. He has not only served the band as director and caretaker, but also has helped other band programs in our area. For example, when Oroville Christian School's volunteer band teacher passed away, Jim came to the school every morning for 4 months to make sure the program continued. Because of that service, I am the teacher now (15 years now). He got us through and was my mentor.

Jim was always interested in getting people involved to make every concert great. He was a great ambassador for the band.

Jim still serves our community with his music therapy classes at the WTC in Oroville, Marysville and Paradise.

Please consider him for this award. He surely is deserving.

Sincerely,

Laurel Ferretti

Nomination for Samuel J. Norris Lifetime Achievement Award – February 2016

It is with great pleasure that I nominate **Mr. James R. Christensen** for this award. I have personally known Jim since 1962, when I first met him as a camp counselor for the University of Nevada Summer Music Camp at Lake Tahoe. He worked with many of the students there in developing musical skills and cooperative efforts to achieve high musical performance standards. He was an inspiration to many of the students, including myself, who went on to pursue a music education and career. We became good friends and remain so today.

Jim continued his education in music at the University of Nevada and entered into a music education career following completion of his college training. After some years teaching in Nevada, he was offered a band director's position in the Oroville High School music program. During his career as a music educator in Oroville, he has displayed excellent leadership qualities and has inspired young students not only to be better musicians, but also better citizens in their community. He has taught with high standards and instills professional goals. Many of his high school students that he fostered over the years have been or are currently involved in local musical groups that Jim has directed or is currently directing. To me, that speaks of the inspiration he engenders in those he teaches.

In addition to teaching at the high school level, Jim organized and directed many community groups since his arrival in Oroville. He was instrumental in organizing and directing the Oroville Community Concert Band, now for nearly 23 years, and he has actively directed, along with others, the Oroville Community Chorus for over 22 years. His efforts have provided years of recreational activity for musicians and singers of all ages. Over the years, he has brought these groups from austere beginnings into near professional organizations. The concerts he has organized have been instrumental in developing an active community following and resulted in improvement of our community's quality of life through music. What has resulted is a deep community pride. He consistently has been involved in the effort to raise public awareness of these fine community musical organizations through public concerts throughout the year. He has seen the need to assist in local fund raising efforts for local public and private music education programs through offering concerts to raise public awareness. For many years, he organized community concerts at the local State Theater to help raise needed funding for that facility and eventually became the State Theater manager for several years.

I highly recommend him for this community honor.

Respectfully submitted this 14th day of February, 2016,

David Chollet



From: nancy [<mailto:nancy@nlwestonmgmt.com>]

Sent: Sunday, February 21, 2016 8:34 AM

Subject: Nomination for Lifetime Achievement Award

Quietly, all his life, Jim Christensen has been planting seed in our community as a teacher. Yes he taught in the Oroville school system, but he taught more than music. He taught discipline, attention to detail, expression of excellence and persistent acts of kindness mixed in with the rest of the lessons he bestowed. When he retired from teaching, he became the icon of the Oroville Community Concert Band until his recent retirement. But none of this is why I nominate him. It is the hundreds of individuals in this town who tell me how he influenced or changed their lives through his example, his passion, his generosity and his singular light as an honorable member of our community. There are those individuals who are towering beacons of accomplishment, moving mountains or erecting monuments to their power and talent. But few of them will have the span of influence that Jim has had in this community where he has served. Jim's beacon of accomplishment is in the thousand candles in the hearts of those adults who are richer, better, stronger and owe respect to a music teacher when they were young. What greater legacy can anyone possibly hope to have.

Nancy Weston
NL Weston Management LLC

Excellence comes from experience, commitment and leadership!

City of Oroville
FEB 22 2016
Administration



MAR 04 2016

**2016
Samuel J. Norris
Award for Excellence - Application**

Name of Nominee for Award: Jim Christensen

Address: _____

Telephone Number: _____ (Home) _____ (Cell)

Name of Individual(s)/Organizations Nominating Individual:

Contact Person: Madaline Beeman

Address: PO Box 763, Berry Creek, Ca. 95916

Telephone Number: (530) 990-6020 (Home) _____ (Cell)

Nomination:

Provide information that directly indicates why the individual is being nominated for the Samuel J. Norris Award for Excellence. Include specific examples and/or events that the individual accomplished that address the purpose of this award. Please attach additional pages on 8 ½ x 11" paper with a header indicating the name of the applicant and page number. *(If your nomination is selected by the Council, please be prepared to provide pictures and other items of interest pertaining to the Nominee for the presentation of this award)*

Please return the application to the City Clerk's Office, 1735 Montgomery Street, Oroville, CA. 95965.

Deadline for submittal of applications - 4:00 p.m. - Friday, March 4, 2016

I, Madaline Beeman, first met Jim Christensen just over a year ago, at the 2014 Christmas Concert, at the State Theatre. My (now 93 year old) friend, Dorothy Stempinsky, who has gone to the Oroville Community Concert Band/Oroville Community Chorus performances since their inception, invited me. I was thrilled! I so enjoyed the performances! I was so very impressed with Jim's directing, and also then Director of the chorus; Bob Brown. I was so impressed I went down to the stage after the performance ended and asked how I could join the Chorus. Jim was so friendly and encouraging. He introduced me to Bob Brown, and when the Chorus met in January 2015 I became a member (2nd soprano).

During our 4th of July concert, I listened to the tuba section of the Band. They sit next to the curtains in the wings, right where we Chorus members wait to go onstage. I was so thrilled to hear those tubas: I started playing tuba in 1968, and still possess my 1969 Miraphone tuba.

So, during our summer hiatus, I got out my horn and practiced and practiced! When September came, I was ready!, and I became a member of the Oroville Community Concert Band- me and my tuba.

Jim Christensen was our conductor. Oh! He is such a great conductor! And, he was SO welcoming to me! He made a point to talk to me, a "newbie", and make me feel a part of the band. I have to say, many other band members were also supportive and friendly. In fact, they/we are a great group! We share the love of music, and we share the love of our conductor, and founder; Jim Christensen.

I nominate Jim Christensen for this award for all he has done for this community. He put heart and soul, and huge amounts of time and effort into creating and promoting both the band and chorus. It takes a lot of time and drive to get our concerts organized, advertised, put together.

Jim Christensen is so very deserving of this award.

Jim Christensen changed my life; without his Chorus, Band and direction, I would just be a retired lady without the joy of this music in my life. Music is such a joy!

Thank you,

Madaline Beeman

Madaline Beeman
(530) 990-6020
P.O. Box 763
Berry Creek, Ca 95916

FRANK BELSER



City of Oroville

2015

FEB 17 2015

Samuel J. Norris

Administration

Award for Excellence - Application

Name of Nominee for Award: Frank Belser

Address: _____

Telephone Number: _____ (Home) _____ (Cell)

Name if Individual(s) or Organizations Nominating Individual:

Levi, Alyssa, and Olivia Tomlinson

Contact Person: Alyssa Tomlinson

Address: _____

Telephone Number: _____ (Home) _____ (Cell)

Nomination:

Provide information that directly indicates why the individual is being nominated for the Samuel J. Norris Award for Excellence. Include specific examples and/or events that the individual accomplished that address the purpose of this award. Please attach additional pages with a header indicating the name of the applicant and page number. (If your nomination is selected by the Council, please be prepared to provide pictures and other items of interest pertaining to the Nominee for the presentation of this award)

Please return the application to the City Clerk's Office, 1735 Montgomery Street, Oroville.

Deadline for submittal of applications - 4:00 p.m. - Tuesday, February 24, 2015

Frank Belser was a Police Officer for the City of Oroville for 18 years; his highest ranking received was Lieutenant. Within those years he put away a high number of criminals in Oroville and the surrounding areas. His love for the city and his family kept him going at doing what he does best. Unfortunately, after a dangerous pursuit he had to hang up his crime fighting suit due to a broken back. Him and his co-workers were on a car pursuit, after the suspect rammed his own vehicle into the Chief of Police, Mitch Brown, at the time, Frank knew he had to take matters into his own hands. If there is one thing I know, you don't mess around with a police man's co-workers. After all, they are a family. Frank then rammed his own police vehicle into the suspect to end the wild car chase. In that doing, he broke his back. For a while, during the time of healing, Frank worked in dispatch. He was still involved in doing what he loved but he wasn't out in the field, which is what he desired to do. After a while he was forced to retire out on injury. Today, Frank works at his parent's gas station, Beacon. He helps run the station and keeps it in tip top shape. If I had to pick a quality of life, it would be safety. Knowing the amount of safety, my father produced, heightened the quality of life. People all around were able to feel safe. Frank received multiple awards throughout his career. Those being Metal of Valor, Meritorious Service award (3X), Unit Citation (3X), CHP recovered stolen vehicle award, 15 miscellaneous commendations, and SWAT team leader meritorious award. Samuel J. Norris would be happy knowing this award was given to someone who truly cared and loved their hometown.

STU SHANER



City of Oroville

DEC 29 2016

Administration

**2017
Samuel J. Norris
Award for Excellence - Application**

Name of Nominee for Award: STU SHANER

Address: _____

Telephone Number: _____ (Home) _____ (Cell)

Name of Individual(s)/Organizations Nominating Individual:

ART HATLEY

Contact Person: ART HATLEY

Address: CITY HALL

Telephone Number: (530) 533-9234 (Home) _____ (Cell)

Nomination:

Provide information that directly indicates why the individual is being nominated for the Samuel J. Norris Award for Excellence. Include specific examples and/or events that the individual accomplished that address the purpose of this award. Please attach additional pages on 8 1/2 x 11" paper with a header indicating the name of the applicant and page number. *(If your nomination is selected by the Council, please be prepared to provide pictures and other items of interest pertaining to the Nominee for the presentation of this award)*

Please return the application to the City Clerk's Office, 1735 Montgomery Street, Oroville, CA. 95965.

Deadline for submittal of applications - 1:00 p.m. - Tuesday, January 3, 2017

2017 SAMUEL J. NORRIS AWARD FOR EXCELLENCE NOMINATION

STU SHANER

Stu has been a lifelong resident to the community of Oroville, dedicating his entire life to showing respect to the men and women of the Armed Forces, who sacrificed all that they had for the freedoms we have and enjoy today.

Stu was the driving force behind the Oroville Veterans Memorial Park and because of his dedication and love of his community, and veterans, the Memorial will be completed. Stu always had a kind word for everyone, found the good in everyone and felt that everyone was an important part of the community, no matter what status they held.

Stu always demanded it be American made if it was presented to him. Stu contributed to several worthy causes, but his passion, again, was always, first and foremost, for the veterans.

A handwritten signature in black ink, appearing to read 'Art Hatley', with a long horizontal line extending to the right.

Art Hatley