




THE EXISTENCE AND LOCATION  
OF ALL UTILITIES SHALL BE  
VERIFIED BY THE CONTRACTOR.



PLAN SCALE: 1" = 50'

B. M. B-5 - ELEV. = 156.80  
R.R. SPIKE ON 10" JACK PINE

PROFILE SCALE  
HORIZ. 1" = 50'  
VERT. 1" = 5'



STATION

71055

COOK ASSOCIATES  
ENGINEERING CONSULTANTS  
OROVILLE CALIFORNIA

### GREATER OROVILLE REGIONAL SEWERAGE FACILITIES

### SEWAGE OUTFALL PLAN & PROFILE

DATE

SHEET 4

OF 9 SHEETS