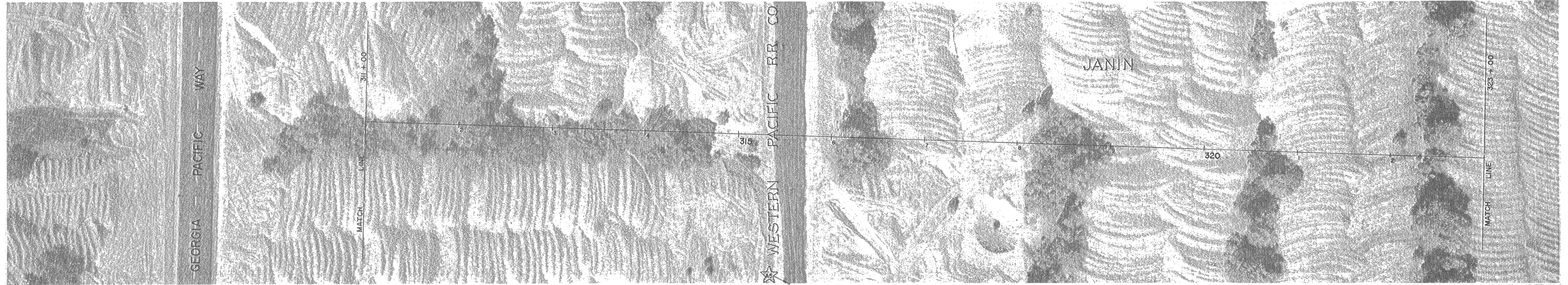



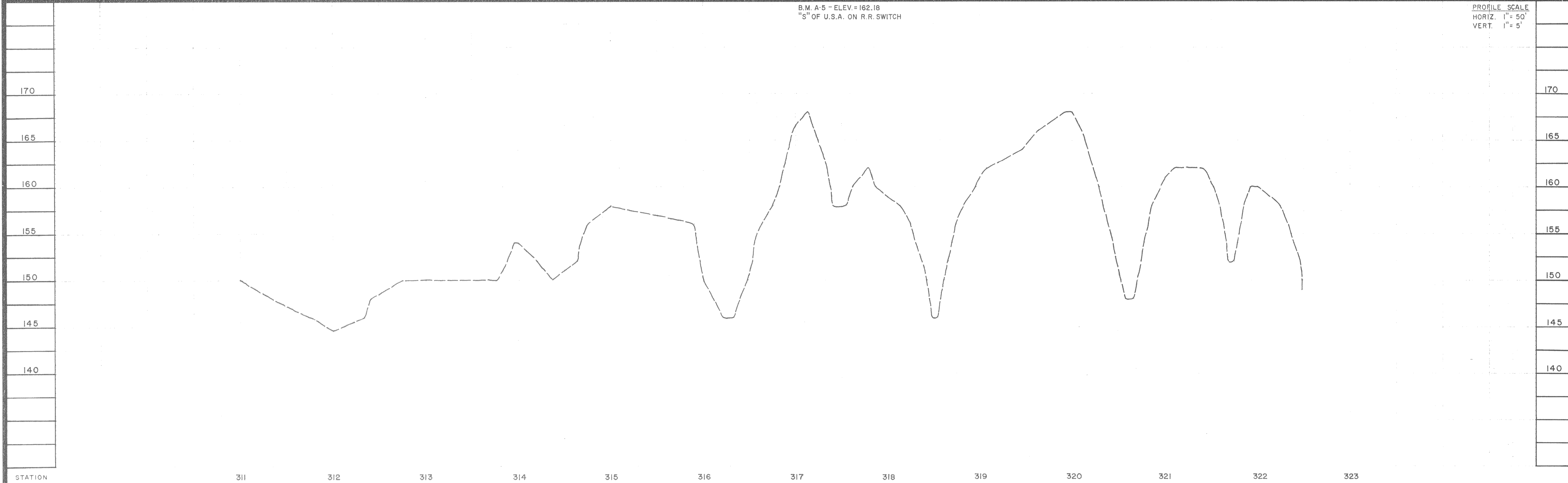
26  
THE EXISTENCE AND LOCATION OF ALL UTILITIES SHALL BE VERIFIED BY THE CONTRACTOR.



PLAN SCALE: 1" = 50'

B.M. A-5 - ELEV. = 162.18  
"S" OF U.S.A. ON R.R. SWITCH

PROFILE SCALE  
HORIZ. 1" = 50'  
VERT. 1" = 5'



STATION                      311                      312                      313                      314                      315                      316                      317                      318                      319                      320                      321                      322                      323

71055  
COOK ASSOCIATES  
ENGINEERING CONSULTANTS  
OROVILLE CALIFORNIA

GREATER OROVILLE  
REGIONAL SEWERAGE FACILITIES

SEWAGE OUTFALL PLAN & PROFILE

DATE  
SHEET 3  
OF 9 SHEETS