

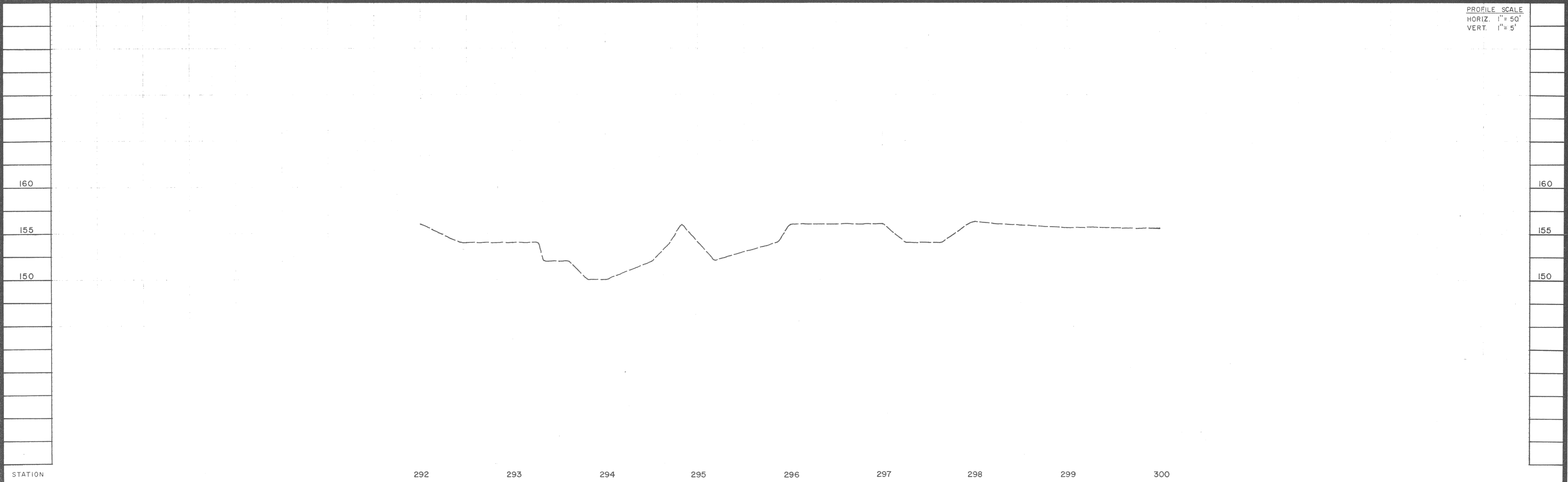


THE EXISTENCE AND LOCATION OF ALL UTILITIES SHALL BE VERIFIED BY THE CONTRACTOR.



PLAN SCALE: 1" = 50'

PROFILE SCALE
HORIZ. 1" = 50'
VERT. 1" = 5'



71055 COOK ASSOCIATES ENGINEERING OROVILLE CONSULTANTS CALIFORNIA	GREATER OROVILLE REGIONAL SEWERAGE FACILITIES		SEWAGE OUTFALL PLAN & PROFILE		S.S.285
				SHEET 1 OF 9 SHEETS	